

Rnk	No.	Competitor	Driver	D. Nat	Equipment	Laps	Gap	Interv.	Best lap	Penalty	Spd	Points
1	▲2	78 VICTORYLANE KARTING	CRAIGIE Kenzo		KR	14			1:04.778		122.7	25
2	▲2	34 Scuderia Hagelen	HAGELEN Devon		KOSMIC	14	0.312	0.312	1:04.999		125.0	20
3	▲4	2 JAMIE GREEN RACING	GREEN Zac		KART REPUBLIC	14	0.347	0.035	1:05.334		123.5	16
4	▲9	32 MICK BARRETT RACING	SHARP Aston		GILLARD	14	0.614	0.267	1:05.011		124.7	13
5	▲7	3 MICK BARRETT RACING	BUCKLEY Tadgh		GILLARD	14	0.667	0.053	1:04.774		124.5	11
6	▼1	16 VDK	PURCELL Evan		KR	14	0.672	0.005	1:04.986		125.4	10
7	▲15	75 AUTO CLUB RC2 VALLES	PIÑERA RUSIÑOL Aleix		OTK	14	0.834	0.162	1:04.732		124.9	9
8	▼6	42 MDC RACING	MOTA MOTA Daniel		KR	14	1.001	0.167	1:05.076		122.7	8
9	▼1	97 FORCE RACING FINLAND	SAKALA Otto		LN	14	1.081	0.080	1:05.164		123.8	7
10	▲1	127 CROC PROMOTION	MULDER Juste		CROC PROMOTION	14	1.356	0.275	1:04.836		124.9	6
11	▲5	46 BMR	WOOLLEY Samuel		KR	14	2.028	0.672	1:04.986		124.5	5
12	▼2	199 RSD RACING	DE DONCKER Arthur		KOSMIC	14	5.950	3.922	1:04.754	+5.000	122.5	4
13	▲20	105 CLUBKALIKART	BAUTISTA DELICH Jose		KALIKART	14	6.574	0.624	1:04.784		123.1	3
14	≡	52 FALCON RACING TEAM	VAN LEEUWEN Quinten		FALCON	14	6.765	0.191	1:05.524		122.8	2
15	▲6	10 SPIRIT-KARTING.CH	ALLEMANN Dan		LN	14	6.839	0.074	1:04.830	+5.000	125.0	1
16	▲1	59 DMS	KELLEHER Daniel		KR	14	6.902	0.063	1:05.063	+5.000	124.5	0
17	▼2	57 BMR	OWEN Archie		KR	14	7.043	0.141	1:04.587	+5.000	123.7	0
18	▲5	23 RSD RACING	SENNA Meunier		LN	14	7.568	0.525	1:04.798	+5.000	122.6	0
19	▲11	91 DREAM RACING	BONHOMME Lucas		KOSMIC	14	8.804	1.236	1:04.621	+5.000	124.5	0
20	▲7	31 CROC PROMOTION	ISLIN Lewis		CROC	14	9.704	0.900	1:05.004		123.0	0
21	▼20	5 FUSION MOTORSPORT	MAÑACH KLISOWSKI Benjamin		KART REPUBLIC	14	10.029	0.325	1:05.072		123.8	0
22	▼4	15 MICK BARRETT RACING	EDGAR Jorge		GILLARD	14	10.670	0.641	1:05.185		126.0	0
23	▼17	36 MOL RACING	KRASAUSKAS Elvis		TONY KART	14	11.459	0.789	1:05.619		123.7	0
24	▲8	81 VICTORYLANE KARTING	MALIK Nilas		KR	14	12.384	0.925	1:05.019	+10.000	122.8	0
25	▲3	41 FUSION MOTORSPORT	DE RAEDEMAEKER Stig		KOSMIC	14	12.580	0.196	1:05.089	+5.000	124.7	0
26	▲8	55 MICK BARRETT RACING	YUILL Max		GILLARD	14	12.712	0.132	1:05.165		124.2	0
27	▲4	22 MDC RACING	BROASCA Javier		KR	14	14.343	1.631	1:05.495		125.8	0
28	▼4	44 BIREL ART RACING	GARCIA DIAZ Nicolas		BIREL ART RACING	14	14.767	0.424	1:05.201	+5.000	124.5	0
29	▼3	106 FUSION MOTORSPORT	HELDER Jorn		OTK	14	14.930	0.163	1:04.782	+10.000	124.2	0
30	▲5	43 VICTORY LANE KARTING	CLANCY Conor		KR	14	15.189	0.259	1:05.144	+5.000	124.8	0
31	▲5	79 AUTO CLUB RC2 VALLÈS	RANA Yug		OTK	14	15.580	0.391	1:05.053	+5.000	123.9	0
32	▼12	4 FUSION MOTORSPORT	CRANHAM Riley		KART REPUBLIC	10	4 Laps	4 Laps	1:04.931		125.3	0
33	▼14	63 PREMIUM KARTING	GOFF Lewis		OTK	10	4 Laps	12.933	1:05.256	+10.000	122.6	0
34	▼9	89 TBKART RACING TEAM SRL	OLIVER SANCHEZ Daniel		TBKART	9	5 Laps	1 Lap	1:05.328		123.8	0
35	▼6	29 AXION RACING	MARTINEZ Alex		KR	5	9 Laps	4 Laps	1:05.157		122.7	0

No.199 DE DONCKER Arthur : 5 sec time penalty for not respecting flag signals (art. 2.15 H CIK General Prescriptions). According to Stewards' Decision No.203.  
No.10 ALLEMANN Dan : 5 sec time penalty for incorrectly installed Front Fairing or incorrect position of front fairing. According to Stewards' Decision No.197-10.

Leaders : No.5 MAÑACH KLISOWSKI Benjamin (1-2) / No.78 CRAIGIE Kenzo (3-3) / No.2 GREEN Zac (4-6) / No.78 CRAIGIE Kenzo (7-7) / No.2 GREEN Zac (8-8) / No.1 MACKIE Harrison (9-9) / No.2 GREEN Zac (10-13) / No.78 CRAIGIE Kenzo (14-14)

Start Time : 30/11 - 13:53:32

Best lap : No.57 OWEN Archie 1:04.587 94.70 kph

Weather : Overcast Air : 15°C Track : Dry

Event Record : No.16 PURCELL Evan 1:04.227 95.23 kph

No.23 INVEST 03:01 Lap 2

No.106 07:40 Lap 6

No.43 08:50 Lap 7

No.34 11:41 Lap 10

No.1 INVEST 13:26 Lap 12

Steward #1

Steward #2

Steward #3

IAME Warrior Final 2024: Zuera (ESP) 26/11 - 06/12/2024

Page 1 / 2

IAME Karting

Apex Timing GoRacing



# X30 JUNIOR

## Final (F) Lap Chart

For information purposes. No official / regulatory value

	1	2	3	4	5	6	7	8	9	10	11	12	13	14	15	16	17	18	19	20	21	22	23	24	25	26	27	28	29	30	31	32	33	34	35	36
Grid	5	42	78	34	16	36	2	97	1	199	127	3	32	52	57	46	59	15	63	4	10	75	23	44	89	106	31	41	29	91	22	81	105	55	43	79
Start	5	78	16	42	34	2	36	1	97	127	199	32	57	3	59	52	63	10	46	23	15	4	75	89	44	31	106	29	41	22	105	91	81	55	43	79
Lap 1 Interval	5	78	36	2	42	34	52	16	3	1	199	32	127	46	97	4	63	106	59	89	31	29	23	10	81	22	75	55	15	105	57	41	91	44	43	79
		0.0	0.8	0.2	0.3	0.0	0.5	0.0	0.1	0.1	0.2	0.1	0.0	0.3	0.0	0.0	0.4	0.1	0.2	0.3	0.2	0.0	0.3	0.1	0.4	0.3	0.0	0.2	0.0	0.2	0.2	0.0	0.2	0.0	0.2	0.0
Lap 2	5	78	2	36	34	42	16	3	1	52	32	199	97	59	46	63	89	106	127	23	29	81	10	4	22	15	75	57	55	105	91	41	43	44	79	31
		0.1	0.5	0.4	0.0	0.3	0.4	0.2	0.4	0.2	0.4	0.2	0.4	0.8	0.0	0.0	0.0	0.0	0.6	0.0	0.3	0.4	0.0	0.0	0.4	0.0	0.3	0.0	0.1	0.1	0.0	0.0	0.1	0.6	0.2	0.6
Lap 3	78	5	2	34	42	3	36	16	1	52	32	199	97	46	63	59	89	23	127	106	29	10	4	81	15	75	57	22	55	91	41	105	43	44	79	31
		0.0	0.0	0.1	1.4	0.0	0.2	0.1	0.0	0.2	0.0	0.3	0.4	1.2	0.0	0.7	0.1	0.6	0.1	0.0	0.0	0.0	0.0	0.2	0.0	0.0	1.1	0.2	0.1	0.1	0.2	0.2	0.0	0.1	0.3	6.2
Lap 4	2	5	78	34	3	42	16	36	1	32	52	199	97	46	63	59	89	127	29	23	75	4	10	22	57	91	106	55	41	81	44	105	43	15	79	31
		0.0	0.0	0.0	0.2	0.3	0.0	0.4	0.0	0.4	0.0	0.0	0.0	0.5	0.2	0.6	0.2	2.1	0.1	0.5	0.0	0.0	0.3	1.0	0.1	0.5	0.0	0.0	0.1	0.0	0.1	0.0	0.1	0.0	0.1	5.1
Lap 5	2	3	78	34	42	1	5	32	36	16	97	63	199	46	59	89	52	127	29	75	4	10	23	57	22	91	55	81	41	106	43	79	105	44	15	31
		0.0	0.2	0.0	0.4	0.0	0.0	0.0	0.0	0.1	0.0	0.1	0.2	0.4	0.0	0.2	0.3	1.2	0.0	0.1	0.2	0.4	0.1	1.2	0.0	0.0	0.6	0.3	0.0	1.4	0.6	0.3	0.0	0.0	0.0	2.9
Lap 6	2	3	78	1	34	32	42	16	97	199	59	52	89	46	75	127	10	23	4	91	63	57	22	81	55	41	106	43	105	44	15	79	5	36	31	
		0.0	0.1	0.7	0.1	0.6	0.1	0.0	0.1	0.4	0.1	0.6	0.0	0.0	0.4	0.4	0.1	0.5	0.0	0.1	0.1	0.6	0.1	0.2	0.0	1.7	1.3	0.1	0.0	0.2	0.2	0.7	0.3	0.8		
Lap 7	78	2	3	34	1	32	42	97	16	199	59	46	75	52	127	10	23	89	4	91	57	63	81	22	41	55	106	15	105	79	5	43	44	31	36	
		0.0	0.3	0.3	0.1	0.2	0.3	0.1	0.4	0.3	0.2	0.7	0.4	0.2	0.0	0.2	0.2	0.2	0.1	0.3	0.0	0.4	0.1	0.0	0.0	0.4	1.5	1.9	0.4	0.5	0.2	0.0	0.0	0.6	0.0	
Lap 8	2	3	78	1	34	42	32	16	97	199	59	46	75	127	10	89	52	23	91	57	22	81	41	55	63	106	4	15	105	5	43	44	31	79	36	
		0.7	0.0	0.0	0.0	0.6	0.0	0.0	0.1	0.1	0.1	0.0	0.0	0.9	0.8	1.3	0.0	0.0	0.1	0.1	0.1	0.7	0.0	0.1	0.1	1.1	0.9	0.5	1.0	0.0	0.1	0.3	0.2	0.2		
Lap 9	1	2	3	78	34	32	16	97	42	199	75	59	127	46	10	23	52	91	57	22	81	41	89	4	106	55	63	105	15	5	43	44	31	79	36	
		0.2	0.6	0.0	0.6	0.6	0.4	0.0	0.1	0.2	0.1	0.2	0.1	0.2	0.1	2.5	0.1	0.0	0.2	0.6	0.0	0.9	0.2	0.2	0.2	0.0	0.1	0.0	0.6	0.0	0.1	0.1	0.3	1.2		
Lap 10	2	3	78	34	1	32	42	16	199	97	75	59	127	10	46	23	91	57	81	52	22	41	106	105	55	43	5	31	44	79	15	36	63			
		0.0	0.0	0.8	0.1	0.7	0.7	0.3	0.1	0.2	0.1	0.3	0.2	0.1	0.1	2.2	0.3	0.8	0.2	0.1	0.1	0.5	0.7	0.2	0.1	1.8	0.1	0.0	0.1	0.0	0.8	0.3	2.6			
Lap 11	2	78	3	34	1	32	42	199	16	75	59	97	10	127	46	91	23	57	81	52	22	41	106	105	55	31	44	15	79	43	5	36				
		0.0	0.1	0.0	0.1	0.1	0.7	0.1	0.0	0.2	0.6	0.2	0.7	0.0	0.2	2.0	0.0	0.5	0.4	0.5	0.1	0.0	0.3	0.2	0.4	3.6	0.0	0.0	0.2	0.1	0.7	0.5				
Lap 12	2	78	34	1	3	32	16	42	199	75	97	59	10	127	46	91	23	57	81	106	52	22	105	55	41	15	31	44	43	79	5	36				
		0.0	0.0	0.5	0.1	0.1	0.0	0.1	0.0	0.2	0.1	0.2	0.0	0.0	0.3	1.8	0.1	0.3	0.7	2.3	0.0	0.3	0.0	0.1	0.1	2.6	0.0	0.2	0.1	0.5	0.6	0.6				
Lap 13	2	34	78	3	16	32	75	42	199	10	97	59	127	46	91	23	57	81	106	52	105	22	41	55	31	44	43	15	79	5	36					
		0.0	0.0	0.1	0.2	0.5	0.0	0.2	0.1	0.0	0.4	0.1	0.1	0.2	0.0	0.0	0.3	0.1	1.3	2.4	0.4	0.0	0.7	0.3	0.1	1.8	0.0	0.1	0.2	0.2	0.4	1.2				
Lap 14	78	34	2	32	3	16	75	199	42	97	127	10	59	46	57	81	23	91	106	105	52	41	31	44	5	43	79	15	36	55	22					
		0.3	0.0	0.2	0.0	0.1	0.1	0.0	0.0	0.0	0.2	0.4	0.0	0.1	0.0	0.3	0.1	1.2	1.1	1.6	0.1	0.8	2.1	0.0	0.2	0.1	0.3	0.0	0.7	1.2	1.6					

Timekeeper

Race Director




## X30 JUNIOR

### Final (F) Analysis

For information purposes. No official / regulatory value

Laps	Sector 1	Sector 2	Sector 3	Lap Time	Spd	Laps	Sector 1	Sector 2	Sector 3	Lap Time	Spd	Laps	Sector 1	Sector 2	Sector 3	Lap Time	Spd
<b>No.1 MACKIE Harrison</b>						<b>No.4 CRANHAM Riley</b>						<b>No.15 EDGAR Jorge</b>					
1	23.684	25.094	21.515	1:10.293	124	1	24.561	24.506	21.510	1:10.577	123	1	25.655	25.689	22.480	1:13.824	115
2	21.399	23.950	21.231	1:06.580	121	2	21.376			1:09.672	124	2	21.131	23.980	21.911	1:07.022	121
3	20.734	23.588	21.193	1:05.515	126	3	20.918	23.623	21.164	1:05.705	123	3	20.843	23.480	21.183	1:05.506	123
4	21.369	23.608	21.351	1:06.328	122	4	22.207	23.827	21.247	1:07.281	125	4	21.859	25.593	22.138	1:09.590	121
5	20.769	24.060	21.667	1:06.496	121	5	20.627	23.170	21.134	1:04.931	122	5	22.625	23.966	21.447	1:08.038	120
6	21.122	23.646	21.438	1:06.206	119	6	21.382	24.159	21.344	1:06.885	123	6	21.300	23.702	21.234	1:06.236	123
7	21.007	23.581	21.036	1:05.624	123	7	20.834	23.348	21.297	1:05.479	124	7	20.994	23.317	21.210	1:05.521	119
8	20.990	24.016	21.275	1:06.281	123	8	20.592	25.583	23.126	1:09.301	119	8	20.751	23.197	21.237	1:05.185	120
9	21.098			1:04.398	93	9	20.859	23.579	22.135	1:06.573	82	9	20.706	23.330	22.083	1:06.119	102
10	21.867	23.396	21.393	1:06.656	121	10	24.557	23.556	21.210	1:09.323	119	10	22.069	24.575	21.272	1:07.916	125
11	20.807	23.649	21.179	1:05.635	121	<b>No.5 MAÑACH KLISOWSKI Benjamin</b>						11	21.554	23.771	21.214	1:06.539	122
12	21.380	23.837	21.500	1:06.717	117	1	22.274	24.244	21.682	1:08.200	116	12	20.836	23.340	21.016	1:05.192	119
13	20.861	23.453	21.361	1:05.675	121	2	21.196	23.711	21.502	1:06.409	116	13	21.463	23.308	21.109	1:05.880	122
<b>No.2 GREEN Zac</b>						3	20.956	23.812	21.329	1:06.097	122	14	21.582	24.312	21.351	1:07.245	122
1	23.145	24.306	21.666	1:09.117	119	4	21.356	24.159	21.600	1:07.115	121	<b>No.16 PURCELL Evan</b>					
2	20.964	23.580	21.305	1:05.849	118	5	21.763	24.053	21.992	1:07.808	123	1	23.482	24.391	22.361	1:10.234	123
3	20.792	23.531	21.189	1:05.512	123	6	27.570	27.434	21.528	1:16.532	118	2	21.269	23.607	21.274	1:06.150	121
4	21.393	24.216	21.427	1:07.036	114	7	21.009	23.547	21.245	1:05.801	122	3	20.682	24.225	21.230	1:06.137	125
5	21.422	24.087	21.415	1:06.924	115	8	20.727	23.424	21.319	1:05.470	119	4	21.274	23.455	21.127	1:05.856	119
6	21.303	23.506	21.302	1:06.111	116	9	20.644	23.346	21.166	1:05.156	122	5	21.201	24.450	21.759	1:07.410	120
7	21.366	23.304	21.109	1:05.779	118	10	20.927	24.539	21.385	1:06.851	123	6	22.015	23.755	21.099	1:06.869	125
8	21.339	23.518	21.277	1:06.134	116	11	22.301	24.225	21.487	1:08.013	118	7	21.071	23.459	21.165	1:05.695	122
9	20.906	23.299	21.321	1:05.526	115	12	20.975	23.353	21.264	1:05.592	119	8	20.624	24.100	21.188	1:05.912	120
10	20.879	23.274	21.181	1:05.334	120	13	20.726	23.201	21.145	1:05.072	120	9	21.351	23.750	21.178	1:06.279	122
11	21.252	23.737	21.349	1:06.338	118	14	20.747	23.795	21.395	1:05.937	118	10	21.398	23.245	21.154	1:05.797	122
12	21.334	23.857	21.290	1:06.481	121	<b>No.10 ALLEMANN Dan</b>						11	20.753	23.244	20.989	1:04.986	124
13	20.914	23.759	21.395	1:06.068	114	1	25.009	26.043	21.828	1:12.880	123	12	20.978	23.411	21.495	1:05.884	121
14	21.859	24.027	21.998	1:07.884	116	2	21.118	24.345	22.053	1:07.516	122	13	20.832	23.420	21.886	1:06.138	118
<b>No.3 BUCKLEY Tadgh</b>						3	20.905	23.474	21.338	1:05.717	123	14	21.132	24.457	21.604	1:07.193	122
1	23.250	25.160	21.533	1:09.943	124	4	21.945	24.307	21.404	1:07.656	123	<b>No.22 BROASCA Javier</b>					
2	21.339	23.713	21.221	1:06.273	122	5	20.704	23.197	21.202	1:05.103	121	1	24.655	25.944	22.407	1:13.006	121
3	20.716	23.710	21.157	1:05.583	121	6	20.815	23.675	21.162	1:05.652	121	2	21.205	23.863	22.229	1:07.297	118
4	20.830	23.450	21.508	1:05.788	123	7	20.599	23.873	21.100	1:05.572	122	3	21.551	24.141	21.337	1:07.029	121
5	21.347	23.977	21.311	1:06.635	117	8	20.854	23.849	21.255	1:05.958	120	4	20.719	24.324	21.825	1:06.868	118
6	21.357	23.502	21.230	1:06.089	120	9	20.839	23.396	21.121	1:05.356	123						
7	21.544	23.321	21.182	1:06.047	118												
8	21.317	24.061	21.230	1:06.608	119												
9	21.026	23.271	21.069	1:05.366	122												
10	20.483	23.193	21.098	1:04.774	120												

Timekeeper  Race Director 





## X30 JUNIOR

### Final (F) Analysis

For information purposes. No official / regulatory value

Laps	Sector 1	Sector 2	Sector 3	Lap Time	Spd	Laps	Sector 1	Sector 2	Sector 3	Lap Time	Spd	Laps	Sector 1	Sector 2	Sector 3	Lap Time	Spd
5	20.979	<b>23.468</b>	<b>21.086</b>	<b>1:05.533</b>	124	9	<b>20.606</b>	23.287	<b>21.111</b>	<b>1:05.004</b>	<b>122</b>	4	<b>21.253</b>	<b>23.800</b>	21.390	<b>1:06.443</b>	119
6	21.164	23.538	21.267	1:05.969	120	10	20.911	24.273	21.332	1:06.516	123	5	<b>20.943</b>	24.359	21.448	1:06.750	<b>123</b>
7	<b>20.692</b>	<b>23.423</b>	21.380	<b>1:05.495</b>	<b>125</b>	11	21.708	23.753	21.310	1:06.771	118	6	29.067	25.703	21.966	1:16.736	118
8	21.129	23.502	21.360	1:05.991	119	12	20.735	23.257	21.325	1:05.317	116	7	21.134	<b>23.629</b>	21.587	<b>1:06.350</b>	122
9	21.783	24.241	21.282	1:07.306	123	13	20.943	23.226	21.227	1:05.396	120	8	<b>20.880</b>	<b>23.435</b>	21.304	<b>1:05.619</b>	121
10	20.985	23.805	21.163	1:05.953	123	14	21.370	24.022	21.356	1:06.748	115	9	21.015	23.464	21.574	1:06.053	117
11	21.014	23.460	21.125	1:05.599	122	<b>No.32 SHARP Aston</b>						10	21.168	23.678	21.671	1:06.517	120
12	21.931	23.738	21.386	1:07.055	122	1	<b>23.906</b>	<b>24.991</b>	<b>21.737</b>	<b>1:10.634</b>	<b>124</b>	11	20.888	23.797	22.288	1:06.973	117
13	21.279	23.617	21.259	1:06.155	119	2	<b>21.286</b>	<b>24.177</b>	<b>21.252</b>	<b>1:06.715</b>	121	12	21.013	<b>23.365</b>	21.295	1:05.673	119
14	21.019	30.932	21.759	1:13.710	117	3	<b>20.688</b>	<b>23.346</b>	<b>21.177</b>	<b>1:05.211</b>	124	13	20.887	23.377	21.399	1:05.663	117
<b>No.23 SENNA Meunier</b>						4	21.291	23.672	21.496	1:06.459	121	14	21.031	23.690	21.420	1:06.141	117
1	<b>25.316</b>	<b>25.525</b>	<b>21.798</b>	<b>1:12.639</b>	121	5	21.177	23.693	21.320	1:06.190	123	<b>No.41 DE RAEDEMAEKER Stig</b>					
2	<b>21.172</b>	<b>24.063</b>	<b>21.541</b>	<b>1:06.776</b>	122	6	22.072	23.495	21.338	1:06.905	120	1	<b>25.296</b>	<b>26.155</b>	<b>22.416</b>	<b>1:13.867</b>	119
3	<b>20.985</b>	<b>23.698</b>	21.670	<b>1:06.353</b>	119	7	<b>20.670</b>	<b>23.289</b>	<b>21.052</b>	<b>1:05.011</b>	122	2	<b>21.874</b>	<b>23.875</b>	<b>21.489</b>	<b>1:07.238</b>	119
4	21.880	24.270	<b>21.358</b>	1:07.508	120	8	20.882	24.208	21.675	1:06.765	120	3	<b>21.345</b>	24.058	<b>21.347</b>	<b>1:06.750</b>	122
5	21.197	<b>23.313</b>	<b>21.171</b>	<b>1:05.681</b>	<b>122</b>	9	21.315	23.410	21.198	1:05.923	120	4	<b>20.812</b>	24.466	21.990	1:07.268	120
6	<b>20.746</b>	23.815	<b>21.090</b>	<b>1:05.651</b>	122	10	20.683	23.353	21.124	1:05.160	119	5	21.309	<b>23.273</b>	<b>21.196</b>	<b>1:05.778</b>	123
7	<b>20.573</b>	23.969	21.131	1:05.673	122	11	20.732	<b>23.263</b>	21.067	1:05.062	121	6	20.862	23.362	<b>21.079</b>	<b>1:05.303</b>	<b>124</b>
8	20.669	24.901	21.545	1:07.115	120	12	21.348	23.857	21.648	1:06.853	118	7	<b>20.766</b>	<b>23.177</b>	21.146	<b>1:05.089</b>	125
9	21.642	23.525	21.291	1:06.458	117	13	21.297	<b>23.251</b>	21.663	1:06.211	120	8	21.483	23.668	21.561	1:06.712	120
10	20.843	<b>23.279</b>	21.266	<b>1:05.388</b>	118	14	21.325	23.894	21.847	1:07.066	119	9	21.077	24.700	21.793	1:07.570	119
11	21.090	23.521	21.110	1:05.721	121	<b>No.34 HAGELEN Devon</b>						10	20.877	23.320	21.217	1:05.414	120
12	<b>20.552</b>	23.286	<b>21.024</b>	<b>1:04.862</b>	121	1	<b>22.744</b>	<b>24.675</b>	<b>22.179</b>	<b>1:09.598</b>	117	11	<b>20.733</b>	23.366	<b>21.069</b>	1:05.168	125
13	<b>20.513</b>	<b>23.185</b>	21.100	<b>1:04.798</b>	120	2	<b>21.074</b>	<b>23.600</b>	<b>21.210</b>	<b>1:05.884</b>	117	12	21.361	23.972	22.077	1:07.410	121
14	21.305	24.313	21.500	1:07.118	119	3	<b>20.854</b>	<b>23.249</b>	<b>21.047</b>	<b>1:05.150</b>	123	13	21.025	23.688	21.345	1:06.058	120
<b>No.29 MARTINEZ Alex</b>						4	21.427	24.262	21.376	1:07.065	122	14	21.400	23.925	21.289	1:06.614	119
1	<b>24.729</b>	<b>25.633</b>	<b>21.588</b>	<b>1:11.950</b>	<b>122</b>	5	21.112	24.546	21.478	1:07.136	119	<b>No.42 MOTA MOTA Daniel</b>					
2	<b>21.755</b>	<b>24.278</b>	<b>21.445</b>	<b>1:07.478</b>	118	6	21.481	23.679	21.714	1:06.874	120	1	<b>22.607</b>	<b>25.009</b>	<b>21.996</b>	<b>1:09.612</b>	118
3	<b>20.976</b>	<b>23.507</b>	21.698	<b>1:06.181</b>	123	7	<b>20.716</b>	23.423	21.159	1:05.298	120	2	<b>21.297</b>	<b>23.661</b>	<b>21.354</b>	<b>1:06.312</b>	120
4	21.724	23.752	<b>21.268</b>	1:06.744	119	8	21.407	23.844	21.258	1:06.509	<b>124</b>	3	<b>21.141</b>	23.748	<b>21.350</b>	<b>1:06.239</b>	117
5	<b>20.792</b>	<b>23.322</b>	<b>21.043</b>	<b>1:05.157</b>	122	9	21.231	23.428	21.202	1:05.861	119	4	<b>21.006</b>	<b>23.467</b>	21.723	<b>1:06.196</b>	116
<b>No.31 ISLIN Lewis</b>						10	<b>20.647</b>	<b>23.174</b>	21.178	<b>1:04.999</b>	117	5	21.164	24.121	21.691	1:06.976	121
1	<b>24.588</b>	<b>25.525</b>	<b>21.808</b>	<b>1:11.921</b>	121	11	20.680	23.790	21.094	1:05.564	121	6	22.084	23.506	21.631	1:07.221	122
2	<b>21.470</b>	33.524	21.853	1:16.847	116	12	21.423	23.785	21.157	1:06.365	121	7	<b>20.794</b>	<b>23.327</b>	<b>21.105</b>	<b>1:05.226</b>	120
3	<b>21.138</b>	<b>23.592</b>	<b>21.478</b>	<b>1:06.208</b>	116	13	20.949	23.739	21.262	1:05.950	115	8	20.818	24.038	21.560	1:06.416	115
4	<b>20.990</b>	<b>23.437</b>	<b>21.445</b>	<b>1:05.872</b>	116	14	21.510	24.266	22.073	1:07.849	115	9	21.703	23.682	21.190	1:06.575	<b>122</b>
5	21.003	<b>23.390</b>	<b>21.381</b>	<b>1:05.774</b>	116	<b>No.36 KRASAUSKAS Elvis</b>						10	20.828	<b>23.248</b>	21.156	1:05.232	119
6	<b>20.884</b>	<b>23.344</b>	<b>21.350</b>	<b>1:05.578</b>	118	1	<b>22.602</b>	<b>24.275</b>	<b>21.932</b>	<b>1:08.809</b>	116	11	<b>20.715</b>	<b>23.247</b>	21.114	<b>1:05.076</b>	116
7	<b>20.810</b>	<b>23.202</b>	21.366	<b>1:05.378</b>	119	2	<b>21.328</b>	<b>23.833</b>	<b>21.438</b>	<b>1:06.599</b>	118	12	21.319	23.452	21.464	1:06.235	122
8	<b>20.698</b>	23.337	<b>21.189</b>	<b>1:05.224</b>	120	3	21.680	23.915	<b>21.264</b>	1:06.859	121	13	21.396	23.874	21.266	1:06.536	120

Timekeeper  Race Director 





## X30 JUNIOR

### Final (F) Analysis

For information purposes. No official / regulatory value

Laps	Sector 1	Sector 2	Sector 3	Lap Time	Spd	Laps	Sector 1	Sector 2	Sector 3	Lap Time	Spd	Laps	Sector 1	Sector 2	Sector 3	Lap Time	Spd
14	21.307	24.255	21.448	1:07.010	122	9	21.638	24.082	21.376	1:07.096	120	4	21.112	24.451	21.724	1:07.287	120
<b>No.43 CLANCY Conor</b>						<b>No.52 VAN LEEUWEN Quinten</b>						<b>No.59 KELLEHER Daniel</b>					
1	<b>25.162</b>	<b>26.343</b>	<b>22.514</b>	<b>1:14.019</b>	121	1	<b>23.278</b>	<b>24.336</b>	<b>22.134</b>	<b>1:09.748</b>	118	1	<b>24.006</b>	<b>25.843</b>	<b>21.953</b>	<b>1:11.802</b>	121
2	<b>21.571</b>	<b>23.937</b>	<b>21.399</b>	<b>1:06.907</b>	121	2	<b>21.584</b>	<b>24.154</b>	<b>21.311</b>	<b>1:07.049</b>	121	2	<b>21.059</b>	<b>24.095</b>	<b>21.781</b>	<b>1:06.935</b>	122
3	21.599	23.986	<b>21.251</b>	<b>1:06.836</b>	<b>124</b>	3	<b>20.738</b>	<b>23.518</b>	<b>21.268</b>	<b>1:05.524</b>	<b>122</b>	3	21.387	<b>23.760</b>	<b>21.301</b>	<b>1:06.448</b>	119
4	<b>21.005</b>	24.586	21.648	1:07.239	122	4	21.325	23.566	21.717	1:06.608	115	4	<b>20.696</b>	<b>23.223</b>	<b>21.267</b>	<b>1:05.186</b>	119
5	22.358	<b>23.781</b>	21.465	1:07.604	118	5	21.835	24.611	21.462	1:07.908	120	5	<b>20.654</b>	24.090	<b>21.172</b>	1:05.916	120
6	<b>20.938</b>	24.034	21.378	<b>1:06.350</b>	115	6	21.254	24.010	21.449	1:06.713	118	6	21.447	23.922	21.241	1:06.610	122
7	22.096	23.793	21.455	1:07.344	122	7	21.232	23.559	21.608	1:06.399	120	7	21.140	23.314	21.184	1:05.638	121
8	<b>20.922</b>	<b>23.365</b>	<b>21.195</b>	<b>1:05.482</b>	122	8	21.189	24.759	21.725	1:07.673	114	8	<b>20.585</b>	23.836	21.325	1:05.746	122
9	<b>20.647</b>	23.454	<b>21.043</b>	<b>1:05.144</b>	122	9	21.842	23.620	<b>21.200</b>	1:06.662	120	9	21.355	24.215	<b>21.150</b>	1:06.720	122
10	21.092	24.108	21.447	1:06.647	117	10	21.591	24.032	<b>21.167</b>	1:06.790	121	10	20.879	23.728	<b>21.120</b>	1:05.727	121
11	22.337	23.748	21.343	1:07.428	122	11	21.072	<b>23.373</b>	21.193	1:05.638	118	11	20.586	23.390	<b>21.087</b>	<b>1:05.063</b>	119
12	20.961	<b>23.184</b>	21.057	1:05.202	122	12	21.451	23.862	21.534	1:06.847	115	12	20.636	23.899	21.287	1:05.822	<b>124</b>
13	20.981	23.291	<b>21.034</b>	1:05.306	119	13	21.024	<b>23.312</b>	21.336	1:05.672	119	13	21.407	24.072	<b>21.082</b>	1:06.561	122
14	21.511	24.198	21.277	1:06.986	119	14	21.563	23.954	21.423	1:06.940	118	14	21.327	24.163	21.655	1:07.145	118
<b>No.44 GARCIA DIAZ Nicolas</b>						<b>No.55 YUILL Max</b>						<b>No.63 GOFF Lewis</b>					
1	<b>25.678</b>	<b>26.157</b>	<b>22.538</b>	<b>1:14.373</b>	122	1	<b>24.438</b>	<b>26.286</b>	<b>22.249</b>	<b>1:12.973</b>	119	1	<b>24.500</b>	<b>25.159</b>	<b>21.620</b>	<b>1:11.279</b>	120
2	<b>21.744</b>	<b>24.494</b>	<b>21.516</b>	<b>1:07.754</b>	119	2	<b>21.357</b>	<b>23.942</b>	22.256	<b>1:07.555</b>	<b>124</b>	2	<b>21.378</b>	<b>24.366</b>	21.711	<b>1:07.455</b>	<b>122</b>
3	<b>21.063</b>	<b>23.996</b>	<b>21.254</b>	<b>1:06.313</b>	<b>124</b>	3	<b>21.267</b>	24.120	<b>21.277</b>	<b>1:06.664</b>	123	3	<b>20.938</b>	<b>23.479</b>	<b>21.184</b>	<b>1:05.601</b>	122
4	<b>21.000</b>	24.330	21.739	1:07.069	121	4	<b>20.902</b>	24.387	22.127	1:07.416	121	4	<b>20.690</b>	<b>23.421</b>	<b>21.145</b>	<b>1:05.256</b>	121
5	22.520	<b>23.933</b>	21.665	1:08.118	117	5	20.909	<b>23.331</b>	21.308	<b>1:05.548</b>	119	5	20.853	23.721	21.265	1:05.839	120
6	21.253	<b>23.718</b>	<b>21.123</b>	<b>1:06.094</b>	123	6	21.071	23.429	<b>21.129</b>	1:05.629	122	6	23.671	24.774	21.703	1:10.148	113
7	21.485	24.105	21.630	1:07.220	124	7	20.946	23.398	21.307	1:05.651	121	7	21.216	23.527	21.335	1:06.078	119
8	<b>20.994</b>	<b>23.361</b>	21.175	<b>1:05.530</b>	123	8	21.009	23.842	21.439	1:06.290	120	8	21.418	23.596	22.143	1:07.157	115
9	<b>20.605</b>	23.506	<b>21.090</b>	<b>1:05.201</b>	122	9	21.103	25.085	22.100	1:08.288	116	9	21.286	24.631	22.380	1:08.297	104
10	21.705	23.888	21.219	1:06.812	123	10	21.014	23.408	21.318	1:05.740	124	10	21.757	28.050	22.021	1:11.828	114
11	21.679	23.732	21.266	1:06.677	122	11	<b>20.715</b>	<b>23.329</b>	<b>21.121</b>	<b>1:05.165</b>	121	<b>No.75 PIÑERA RUSIÑOL Aleix</b>					
12	20.988	23.366	21.132	1:05.486	119	12	20.901	23.775	21.437	1:06.113	122	1	<b>25.427</b>	<b>25.985</b>	<b>21.974</b>	<b>1:13.386</b>	121
13	20.882	<b>23.186</b>	21.158	1:05.226	121	13	21.148	23.845	21.379	1:06.372	123	2	<b>21.055</b>	<b>24.133</b>	22.420	<b>1:07.608</b>	123
14	21.443	24.043	21.274	1:06.760	117	14	21.132	28.824	21.674	1:11.630	117	<b>No.57 OWEN Archie</b>					
<b>No.46 WOOLLEY Samuel</b>						<b>No.57 OWEN Archie</b>						<b>No.75 PIÑERA RUSIÑOL Aleix</b>					
1	<b>23.735</b>	<b>25.185</b>	<b>21.748</b>	<b>1:10.668</b>	123	1	<b>25.813</b>	<b>26.398</b>	<b>22.423</b>	<b>1:14.634</b>	120	<b>No.75 PIÑERA RUSIÑOL Aleix</b>					
2	<b>21.230</b>	<b>24.779</b>	21.928	<b>1:07.937</b>	122	2	<b>21.100</b>	<b>23.857</b>	<b>21.990</b>	<b>1:06.947</b>	<b>123</b>	<b>No.75 PIÑERA RUSIÑOL Aleix</b>					
3	<b>20.807</b>	<b>23.500</b>	<b>21.290</b>	<b>1:05.597</b>	118	3	<b>21.028</b>	23.926	<b>21.361</b>	<b>1:06.315</b>	119	<b>No.75 PIÑERA RUSIÑOL Aleix</b>					
4	<b>20.642</b>	<b>23.343</b>	<b>21.129</b>	<b>1:05.114</b>	118	<b>No.75 PIÑERA RUSIÑOL Aleix</b>						<b>No.75 PIÑERA RUSIÑOL Aleix</b>					
5	21.271	24.149	21.331	1:06.751	118	<b>No.75 PIÑERA RUSIÑOL Aleix</b>						<b>No.75 PIÑERA RUSIÑOL Aleix</b>					
6	21.611	24.706	<b>21.092</b>	1:07.409	<b>124</b>	<b>No.75 PIÑERA RUSIÑOL Aleix</b>						<b>No.75 PIÑERA RUSIÑOL Aleix</b>					
7	20.940	23.429	21.215	1:05.584	118	<b>No.75 PIÑERA RUSIÑOL Aleix</b>						<b>No.75 PIÑERA RUSIÑOL Aleix</b>					
8	20.716	<b>23.215</b>	21.180	<b>1:05.111</b>	123	<b>No.75 PIÑERA RUSIÑOL Aleix</b>						<b>No.75 PIÑERA RUSIÑOL Aleix</b>					

Timekeeper  Race Director 



## X30 JUNIOR

### Final (F) Analysis

For information purposes. No official / regulatory value

Laps	Sector 1	Sector 2	Sector 3	Lap Time	Spd	Laps	Sector 1	Sector 2	Sector 3	Lap Time	Spd	Laps	Sector 1	Sector 2	Sector 3	Lap Time	Spd
3	20.892	23.271	21.096	1:05.259	124	13	20.709	23.437	21.129	1:05.275	121	13	20.612	23.099	20.910	1:04.621	123
4	21.721	23.817	21.308	1:06.846	124	14	21.138	24.387	21.381	1:06.906	118	14	21.559			1:08.695	118
5	20.523	23.163	21.060	1:04.746	122	<b>No.81 MALIK Nilas</b>						<b>No.97 SAKALA Otto</b>					
6	20.849	23.486	21.101	1:05.436	124	1	24.171	26.110	22.185	1:12.466	119	1	23.516	25.967	21.676	1:11.159	123
7	21.132	23.557	21.244	1:05.933	120	2	20.978	24.262	21.781	1:07.021	122	2	21.326	24.263	21.352	1:06.941	120
8	20.590	23.050	21.092	1:04.732	123	3	21.140	23.641	21.303	1:06.084	121	3	20.723	23.363	21.209	1:05.295	121
9	21.390	23.790	21.125	1:06.305	123	4	22.122	24.758	22.437	1:09.317	122	4	20.791	23.851	21.202	1:05.844	122
10	21.097	23.430	21.148	1:05.675	123	5	21.107	23.271	21.261	1:05.639	120	5	21.153	23.698	21.576	1:06.427	116
11	20.656	23.032	21.061	1:04.749	121	6	20.666	23.329	21.076	1:05.071	122	6	21.802	23.800	21.300	1:06.902	123
12	21.063	23.838	21.156	1:06.057	119	7	20.753	23.314	21.264	1:05.331	122	7	20.865	23.263	21.036	1:05.164	122
13	21.152	23.666	21.236	1:06.054	117	8	21.499	23.502	21.796	1:06.797	116	8	20.870	24.365	21.271	1:06.506	118
14	21.161	24.153	21.679	1:06.993	120	9	21.090	24.377	21.118	1:06.585	123	9	21.294	23.698	21.194	1:06.186	124
<b>No.78 CRAIGIE Kenzo</b>						10	20.823	23.537	21.184	1:05.544	120	10	21.557	23.363	21.163	1:06.083	122
1	22.296	24.325	21.598	1:08.219	119	11	20.787	23.303	21.163	1:05.253	120	11	20.978	23.642	21.166	1:05.786	121
2	21.184	23.817	21.418	1:06.419	118	12	20.701	23.126	21.192	1:05.019	119	12	20.608	23.574	21.149	1:05.331	121
3	20.933	23.572	21.428	1:05.933	115	13	20.763	23.200	21.224	1:05.187	118	13	21.155	24.382	21.078	1:06.615	121
4	21.635	24.192	21.407	1:07.234	121	14	20.749	23.474	21.230	1:05.453	120	14	21.365	23.941	21.196	1:06.502	120
5	21.079	24.514	21.519	1:07.112	118	<b>No.89 OLIVER SANCHEZ Daniel</b>						<b>No.105 BAUTISTA DELICH Jose</b>					
6	21.361	23.473	21.166	1:06.000	120	1	24.358	25.610	21.731	1:11.699	122	1	25.235	25.914	22.324	1:13.473	120
7	20.877	23.309	21.398	1:05.584	114	2	20.970	24.053	21.719	1:06.742	120	2	21.644	23.664	22.093	1:07.401	120
8	21.444	24.200	21.358	1:07.002	120	3	21.305	23.814	21.274	1:06.393	123	3	21.767	23.966	21.341	1:07.074	123
9	21.054	23.311	21.002	1:05.367	122	4	20.748	23.351	21.229	1:05.328	122	4	20.968	24.365	21.934	1:07.267	121
10	20.514	23.239	21.025	1:04.778	120	5	20.732	23.826	21.323	1:05.881	121	5	22.577	23.684	21.763	1:08.024	118
11	21.212	23.745	21.321	1:06.278	119	6	21.674	24.081	21.311	1:07.066	123	6	21.192	23.656	21.216	1:06.064	121
12	21.354	23.879	21.249	1:06.482	120	7	21.523	24.431	21.260	1:07.214	123	7	21.475	23.605	21.256	1:06.336	119
13	21.114	23.714	21.262	1:06.090	121	8	21.139	24.056	21.578	1:06.773	120	8	20.797	23.218	21.252	1:05.267	119
14	21.493	24.011	21.951	1:07.455	113	9	22.098	24.734	22.174	1:09.006	100	9	20.730	23.156	21.620	1:05.506	120
<b>No.79 RANA Yug</b>						<b>No.91 BONHOMME Lucas</b>						<b>No.106 HELDER Jorn</b>					
1	25.029	26.410	22.430	1:13.869	123	1	25.132	26.408	22.371	1:13.911	122	1	24.524	24.738	21.721	1:10.983	122
2	21.608	24.503	21.580	1:07.691	121	2	21.356	23.760	21.817	1:06.933	120	2	21.042	24.528	21.827	1:07.397	124
3	20.973	23.949	21.478	1:06.400	121	3	21.298	24.083	21.229	1:06.610	124	3	21.005	24.270	21.960	1:07.235	120
4	20.829	24.597	21.535	1:06.961	122	4	20.878	24.182	22.175	1:07.235	121	4	22.349	24.747	22.372	1:09.468	119
5	22.036	23.859	21.933	1:07.828	117	5	20.642	23.260	21.039	1:04.941	123	5	22.563	23.543	21.314	1:07.420	119
6	21.451	23.986	21.241	1:06.678	121	6	20.685	23.135	21.094	1:04.914	123	6	20.809	23.595	21.257	1:05.661	118
7	21.069	23.813	21.401	1:06.283	118	7	20.697	23.520	21.532	1:05.749	121	7	20.751	23.362	21.201	1:05.314	119
8	21.664	23.652	21.244	1:06.560	121	8	21.424	23.515	21.557	1:06.496	119	<b>No.106 HELDER Jorn</b>					
9	20.616	23.292	21.145	1:05.053	121	9	21.768	23.773	21.064	1:06.605	119	1	24.524	24.738	21.721	1:10.983	122
10	21.064	23.974	21.437	1:06.475	123	10	21.262	23.156	21.038	1:05.456	120	2	21.042	24.528	21.827	1:07.397	124
11	21.724	23.799	21.335	1:06.858	121	11	20.702	23.484	21.157	1:05.343	121	3	21.005	24.270	21.960	1:07.235	120
12	21.142	23.438	21.226	1:05.806	119	12	20.542	23.138	21.074	1:04.754	119	4	22.349	24.747	22.372	1:09.468	119

Timekeeper  Race Director 

## X30 JUNIOR

### Final (F) Analysis

For information purposes. No official / regulatory value

Laps	Sector 1	Sector 2	Sector 3	Lap Time	Spd
8	<b>20.697</b>	<b>23.189</b>	<b>21.119</b>	<b>1:05.005</b>	123
9	20.938	25.139	21.868	1:07.945	117
10	20.959	23.310	21.172	1:05.441	120
11	<b>20.643</b>	<b>23.143</b>	<b>20.996</b>	<b>1:04.782</b>	122
12	21.225	23.702	21.350	1:06.277	118
13	20.823	23.233	21.225	1:05.281	118
14	20.851	<b>23.139</b>	21.557	1:05.547	117

#### No.127 MULDER Juste

1	<b>23.716</b>	<b>25.335</b>	<b>21.697</b>	<b>1:10.748</b>	<b>124</b>
2	<b>21.306</b>	26.119	<b>21.630</b>	<b>1:09.055</b>	121
3	<b>21.144</b>	<b>23.688</b>	21.746	<b>1:06.578</b>	122
4	21.634	<b>23.673</b>	<b>21.349</b>	1:06.656	117
5	<b>20.781</b>	<b>23.273</b>	<b>21.187</b>	<b>1:05.241</b>	122
6	21.360	23.597	21.188	1:06.145	121
7	<b>20.727</b>	23.607	21.429	1:05.763	118
8	20.889	<b>23.226</b>	21.244	1:05.359	119
9	20.733	23.862	21.217	1:05.812	123
10	20.823	23.754	21.239	1:05.816	122
11	21.139	23.647	<b>21.131</b>	1:05.917	123
12	<b>20.516</b>	23.270	<b>21.050</b>	<b>1:04.836</b>	123
13	21.402	24.038	21.213	1:06.653	121
14	21.365	23.688	21.339	1:06.392	118

#### No.199 DE DONCKER Arthur

1	<b>23.711</b>	<b>25.086</b>	<b>21.701</b>	<b>1:10.498</b>	121
2	<b>21.312</b>	<b>24.461</b>	<b>21.344</b>	<b>1:07.117</b>	121
3	<b>20.700</b>	<b>23.432</b>	<b>21.155</b>	<b>1:05.287</b>	121
4	21.042	23.859	21.309	1:06.210	121
5	21.466	24.028	21.400	1:06.894	121
6	21.718	23.924	21.283	1:06.925	120
7	21.049	<b>23.309</b>	<b>21.154</b>	1:05.512	120
8	<b>20.637</b>	23.924	21.301	1:05.862	120
9	21.406	23.863	21.154	1:06.423	121
10	21.108	<b>23.270</b>	<b>21.119</b>	1:05.497	122
11	<b>20.519</b>	<b>23.118</b>	<b>21.117</b>	<b>1:04.754</b>	119
12	21.413	23.588	21.149	1:06.150	122
13	21.312	23.969	21.228	1:06.509	<b>122</b>
14	21.050	24.338	21.513	1:06.901	121

Timekeeper

Race Director

IAME Warrior Final 2024: Zuera (ESP) 26/11 - 06/12/2024

Page 5 / 5

IAME Karting

Apex Timing GoRacing **APEX**



35 <sup>th</sup>	<b>43</b>	CLANCY Conor KR		<b>18</b>	<b>79</b>	RANA Yug OTK		36 <sup>th</sup>
33 <sup>th</sup>	<b>105</b>	BAUTISTA DELICH Jose KALIKART		<b>17</b>	<b>55</b>	YUILL Max GILLARD		34 <sup>th</sup>
31 <sup>th</sup>	<b>22</b>	BROASCA Javier KR		<b>16</b>	<b>81</b>	MALIK Nilas KR		32 <sup>th</sup>
29 <sup>th</sup>	<b>29</b>	MARTINEZ Alex KR		<b>15</b>	<b>91</b>	BONHOMME Lucas KOSMIC		30 <sup>th</sup>
27 <sup>th</sup>	<b>31</b>	ISLIN Lewis CROC		<b>14</b>	<b>41</b>	DE RAEDEMAEKER Stig KOSMIC		28 <sup>th</sup>
25 <sup>th</sup>	<b>89</b>	OLIVER SANCHEZ Daniel TBKART		<b>13</b>	<b>106</b>	HELDER Jorn OTK		26 <sup>th</sup>
23 <sup>th</sup>	<b>23</b>	SENNA Meunier LN		<b>12</b>	<b>44</b>	GARCIA DIAZ Nicolas BIREL ART RACING		24 <sup>th</sup>
21 <sup>th</sup>	<b>10</b>	ALLEMANN Dan LN		<b>11</b>	<b>75</b>	PIÑERA RUSIÑOL Aleix OTK		22 <sup>th</sup>
19 <sup>th</sup>	<b>63</b>	GOFF Lewis OTK		<b>10</b>	<b>4</b>	CRANHAM Riley KART REPUBLIC		20 <sup>th</sup>
17 <sup>th</sup>	<b>59</b>	KELLEHER Daniel KR		<b>9</b>	<b>15</b>	EDGAR Jorge GILLARD		18 <sup>th</sup>
15 <sup>th</sup>	<b>57</b>	OWEN Archie KR		<b>8</b>	<b>46</b>	WOOLLEY Samuel KR		16 <sup>th</sup>
13 <sup>th</sup>	<b>32</b>	SHARP Aston GILLARD		<b>7</b>	<b>52</b>	VAN LEEUWEN Quinten FALCON		14 <sup>th</sup>
11 <sup>th</sup>	<b>127</b>	MULDER Juste CROC PROMOTION		<b>6</b>	<b>3</b>	BUCKLEY Tadgh GILLARD		12 <sup>th</sup>
9 <sup>th</sup>	<b>1</b>	MACKIE Harrison KART REPUBLIC		<b>5</b>	<b>199</b>	DE DONCKER Arthur KOSMIC		10 <sup>th</sup>
7 <sup>th</sup>	<b>2</b>	GREEN Zac KART REPUBLIC		<b>4</b>	<b>97</b>	SAKALA Otto LN		8 <sup>th</sup>
5 <sup>th</sup>	<b>16</b>	PURCELL Evan KR		<b>3</b>	<b>36</b>	KRASAUSKAS Elvis TONY KART		6 <sup>th</sup>
3 <sup>rd</sup>	<b>78</b>	CRAIGIE Kenzo KR		<b>2</b>	<b>34</b>	HAGELEN Devon KOSMIC		4 <sup>th</sup>
1 <sup>st</sup>	<b>5</b>	MAÑACH KLISOWSKI Benjamin KART REPUBLIC		<b>1</b>	<b>42</b>	MOTA MOTA Daniel KR		2 <sup>nd</sup>

POLE POSITION



Start : 30/11 - 14:50 14 Laps = 23.786 km

Timekeeper Race Director

IAME Warrior Final 2024: Zuera (ESP) 26/11 - 06/12/2024

Page 1 / 1

IAME Karting

Apex Timing GoRacing



## X30 JUNIOR

### Qualifying Heats Results

Document 66.1 OFFICIAL

Subject to scrutineering & sporting investigations

Rnk	No.	Driver	D. Nat	Qp	E-F	C-D	A-B	C-F	B-D	A-E	B-F	C-E	A-D	D-E	A-F	B-C	B-E	D-F	A-C	Points
1	5	MAÑACH KLISOWSKI Benjamin		13	-	-	2	-	-	0	-	-	2	-	0	-	-	-	-	4
2	42	MOTA MOTA Daniel		2	-	-	0	-	0	-	2	-	-	-	-	4	-	-	-	6
3	78	CRAIGIE Kenzo		5	4	-	-	-	-	2	-	0	-	0	-	-	-	-	-	6
4	34	HAGELEN Devon		19	-	-	9	-	-	3	-	-	0	-	2	-	-	-	-	14
5	16	PURCELL Evan		1	-	-	3	-	-	9	-	-	3	-	3	-	-	-	-	18
6	36	KRASAUSKAS Elvis		10	-	10	-	-	4	-	-	-	4	4	-	-	-	-	-	22
7	2	GREEN Zac		48	6	-	-	5	-	-	5	-	-	-	6	-	-	-	-	22
8	97	SAKALA Otto		7	-	-	6	-	-	4	-	-	6	-	7	-	-	-	-	23
9	1	MACKIE Harrison		12	0	-	-	0	-	-	0	-	-	-	25	-	-	-	-	25
10	199	DE DONCKER Arthur		8	-	-	8	-	2	-	14	-	-	-	-	3	-	-	-	27
11	127	MULDER Juste		47	3	-	-	-	-	7	-	12	-	5	-	-	-	-	-	27
12	3	BUCKLEY Tadgh		28	-	2	-	-	17	-	-	-	8	2	-	-	-	-	-	29
13	32	SHARP Aston		6	7	-	-	9	-	-	3	-	-	-	11	-	-	-	-	30
14	52	VAN LEEUWEN Quinten		17	12	-	-	-	-	8	-	4	-	6	-	-	-	-	-	30
15	57	OWEN Archie		3	-	5	-	18	-	-	-	7	-	-	-	2	-	-	-	32
16	46	WOOLLEY Samuel		18	2	-	-	15	-	-	7	-	-	-	9	-	-	-	-	33
17	59	KELLEHER Daniel		21	-	8	-	3	-	-	-	5	-	-	-	17	-	-	-	33
18	15	EDGAR Jorge		39	-	17	-	14	-	-	-	3	-	-	-	0	-	-	-	34
19	63	GOFF Lewis		43	-	-	11	-	-	6	-	-	7	-	10	-	-	-	-	34
20	4	CRANHAM Riley		57	-	7	-	10	-	-	-	13	-	-	-	5	-	-	-	35
21	10	ALLEMANN Dan		32	-	-	4	-	19	-	6	-	-	-	-	7	-	-	-	36
22	75	PIÑERA RUSIÑOL Aleix		15	-	0	-	4	-	-	-	28	-	-	-	6	-	-	-	38
23	23	SENNA Meunier		27	-	20	-	7	-	-	-	2	-	-	-	9	-	-	-	38
24	44	GARCIA DIAZ Nicolas		9	-	4	-	8	-	-	-	9	-	-	-	18	-	-	-	39
25	89	OLIVER SANCHEZ Daniel		25	-	-	10	-	-	13	-	-	13	-	4	-	-	-	-	40
26	106	HELDER Jorn		51	-	9	-	12	-	-	-	8	-	-	-	11	-	-	-	40
27	31	ISLIN Lewis		29	8	-	-	-	-	5	-	23	-	8	-	-	-	-	-	44
28	41	DE RAEDEMAEKER Stig		4	-	3	-	-	5	-	-	-	34	3	-	-	-	-	-	45
29	29	MARTINEZ Alex		36	5	-	-	2	-	-	35	-	-	-	5	-	-	-	-	47
30	91	BONHOMME Lucas		20	-	-	35	-	3	-	4	-	-	-	-	8	-	-	-	50
31	22	BROASCA Javier		37	-	-	5	-	-	10	-	-	5	-	32	-	-	-	-	52
32	81	MALIK Nilas		11	11	-	-	-	-	11	-	24	-	7	-	-	-	-	-	53
33	105	BAUTISTA DELICH Jose		42	14	-	-	17	-	-	11	-	-	-	13	-	-	-	-	55
34	55	YUILL Max		34	-	11	-	-	11	-	-	-	27	9	-	-	-	-	-	58
35	43	CLANCY Conor		64	-	13	-	-	13	-	-	-	16	16	-	-	-	-	-	58
36	79	RANA Yug		14	-	-	15	-	7	-	29	-	-	-	-	10	-	-	-	61
Not Qualified for the Final																				
37	24	BACHLER Jacob		55	-	-	29	-	-	14	-	-	10	-	8	-	-	-	-	61
38	92	GUYONNET Vivien		63	-	22	-	16	-	-	-	10	-	-	-	14	-	-	-	62
39	87	MELIS Matteo		24	28	-	-	13	-	-	12	-	-	-	12	-	-	-	-	65

Steward #1

Steward #2

Steward #3

IAME Warrior Final 2024: Zuera (ESP) 26/11 - 06/12/2024



Rnk	No.	Driver	D. Nat	Qp	E-F	C-D	A-B	C-F	B-D	A-E	B-F	C-E	A-D	D-E	A-F	B-C	B-E	D-F	A-C	Points
40	84	DETROJA Jagrat		33	-	33	-	6	-	-	-	6	-	-	-	20	-	-	-	65
41	98	PATEL Maayan		46	-	31	-	-	8	-	-	-	12	15	-	-	-	-	-	66
42	65	JERCAN Ioan Tudor		40	-	15	-	-	24	-	-	-	19	10	-	-	-	-	-	68
43	71	FAHRUDDIN Zarief Rayqal		52	-	14	-	-	14	-	-	-	17	23	-	-	-	-	-	68
44	93	KREEFT Didier		56	-	-	12	-	27	-	18	-	-	-	-	12	-	-	-	69
45	130	WOODWARD Ethan		58	-	27	-	-	12	-	-	-	11	19	-	-	-	-	-	69
46	104	REIJS Felipe		22	-	12	-	-	22	-	-	-	9	27	-	-	-	-	-	70
47	60	BERND Emilio		44	-	-	19	-	6	-	30	-	-	-	-	16	-	-	-	71
48	86	PRUDENT Maxime		62	-	-	22	-	10	-	8	-	-	-	-	31	-	-	-	71
49	30	GALE Toby		69	-	26	-	11	-	-	-	22	-	-	-	13	-	-	-	72
50	73	REDONDO DE BLAS Carolina		35	9	-	-	-	-	18	-	32	-	14	-	-	-	-	-	73
51	27	DA SILVA Gustavo		23	16	-	-	-	-	12	-	18	-	29	-	-	-	-	-	75
52	70	PIÑERA RUSIÑOL Roc		26	-	-	7	-	25	-	9	-	-	-	-	34	-	-	-	75
53	11	HOLMES Adam		83	15	-	-	-	-	28	-	19	-	13	-	-	-	-	-	75
54	88	HERMAN Gilles		98	-	-	21	-	23	-	13	-	-	-	-	19	-	-	-	76
55	58	MARTINEZ Raul Luis		50	-	-	23	-	9	-	20	-	-	-	-	25	-	-	-	77
56	66	KARAGIANNIS Nikolaos		53	13	-	-	-	-	27	-	25	-	12	-	-	-	-	-	77
57	102	KAMAL Rafael		80	-	-	16	-	20	-	17	-	-	-	-	24	-	-	-	77
58	26	GENOLET Alexis		30	20	-	-	25	-	-	10	-	-	-	24	-	-	-	-	79
59	17	REILLY Scott		45	-	19	-	26	-	-	-	20	-	-	-	15	-	-	-	80
60	96	VAN SCHEIJNDEL Bink		38	-	-	25	-	15	-	19	-	-	-	-	23	-	-	-	82
61	51	MC LOUGHLIN Jack		65	30	-	-	-	-	29	-	14	-	11	-	-	-	-	-	84
62	35	LINES Finlay		41	10	-	-	-	-	35	-	15	-	26	-	-	-	-	-	86
63	129	SILKUNAITTE Vanessa		60	21	-	-	19	-	-	24	-	-	-	23	-	-	-	-	87
64	131	EL BOUZAKHI Mohamed		71	17	-	-	-	-	21	-	27	-	22	-	-	-	-	-	87
65	90	KOLARI Uuno		82	-	16	-	-	32	-	-	-	22	17	-	-	-	-	-	87
66	53	ASKELAND Joachim		84	33	-	-	22	-	-	16	-	-	-	16	-	-	-	-	87
67	101	ALANKO Kimi		73	-	-	33	-	-	15	-	-	21	-	19	-	-	-	-	88
68	72	MACEDO Antonio		89	29	-	-	-	-	25	-	16	-	18	-	-	-	-	-	88
69	100	PERUCCIO Matteo		81	-	21	-	23	-	-	-	17	-	-	-	29	-	-	-	90
70	9	NIKISHOV Nikita		87	-	34	-	24	-	-	-	11	-	-	-	21	-	-	-	90
71	74	KARI Mikael		68	-	-	26	-	18	-	25	-	-	-	-	22	-	-	-	91
72	49	PERUZZI Leonidas		72	22	-	-	33	-	-	21	-	-	-	15	-	-	-	-	91
73	95	VARGAS Gustavo		66	19	-	-	28	-	-	15	-	-	-	30	-	-	-	-	92
74	38	HIGGINS Kaiden		78	25	-	-	20	-	-	33	-	-	-	14	-	-	-	-	92
75	28	ABELA Daniel		85	-	-	27	-	-	19	-	-	25	-	21	-	-	-	-	92
76	37	WING THUNG Katrina Ee		99	-	24	-	21	-	-	-	21	-	-	-	27	-	-	-	93
77	68	RIS Yves		103	-	-	28	-	-	17	-	-	32	-	20	-	-	-	-	97
78	18	GALIMBERTI Andrea		70	-	32	-	-	31	-	-	-	15	20	-	-	-	-	-	98
79	12	GARROW Conrad		76	-	23	-	-	21	-	-	-	30	24	-	-	-	-	-	98

Steward #1

Steward #2

Steward #3

Rnk	No.	Driver	D. Nat	Qp	E-F	C-D	A-B	C-F	B-D	A-E	B-F	C-E	A-D	D-E	A-F	B-C	B-E	D-F	A-C	Points
80	47	MINCIUNA David		79	-	-	13	-	-	34	-	-	18	-	33	-	-	-	-	98
81	25	GRABKO Deven		59	18	-	-	-	-	22	-	34	-	28	-	-	-	-	-	102
82	76	HARTE Makayla		92	-	-	18	-	30	-	28	-	-	-	-	26	-	-	-	102
83	99	ENGLISH Jamie		97	-	-	31	-	-	20	-	-	24	-	27	-	-	-	-	102
84	83	BARRY-BERG Marie		49	-	-	17	-	-	30	-	-	29	-	28	-	-	-	-	104
85	33	SABIROV Amir		67	-	-	14	-	-	33	-	-	28	-	29	-	-	-	-	104
86	48	MIFSUD Dario Joey		54	24	-	-	27	-	-	23	-	-	-	31	-	-	-	-	105
87	20	PALM Hubertus		61	-	-	36	-	-	31	-	-	20	-	18	-	-	-	-	105
88	69	OLERT Max		90	34	-	-	29	-	-	26	-	-	-	17	-	-	-	-	106
89	80	MOHR Moritz		91	-	-	34	-	-	16	-	-	23	-	34	-	-	-	-	107
90	56	FAYE LUND Christian		101	26	-	-	-	-	24	-	26	-	31	-	-	-	-	-	107
91	85	ERBERSDOBLER Lias		74	-	-	32	-	26	-	22	-	-	-	-	28	-	-	-	108
92	45	TEIXEIRA Gabriela		88	-	29	-	-	33	-	-	-	26	21	-	-	-	-	-	109
93	40	ANJAIMAN Janna		86	-	-	30	-	16	-	34	-	-	-	-	30	-	-	-	110
94	19	NÖLKEN Noah		94	-	28	-	-	28	-	-	-	33	25	-	-	-	-	-	114
95	21	RODRIGUES Jan		96	31	-	-	30	-	-	27	-	-	-	26	-	-	-	-	114
96	64	LANDSTRÖM Jonathan		16	-	6	-	-	35	-	-	-	37	37	-	-	-	-	-	115
97	50	LOPES Afonso		77	23	-	-	-	-	26	-	29	-	38	-	-	-	-	-	116
98	39	SRYER AISSA Danyl		102	32	-	-	31	-	-	31	-	-	-	22	-	-	-	-	116
99	128	DEL PORTILLO HUMANES Jaime		75	-	18	-	32	-	-	-	33	-	-	-	35	-	-	-	118
100	54	GJERDE Adrian		104	-	-	24	-	29	-	32	-	-	-	-	33	-	-	-	118
101	61	PINTO Bernardo		100	-	25	-	-	34	-	-	-	31	30	-	-	-	-	-	120
102	77	PETR Sarkisyan		95	27	-	-	-	-	32	-	31	-	32	-	-	-	-	-	122
103	103	JOHNSTON Evan		93	-	30	-	34	-	-	-	30	-	-	-	32	-	-	-	126

Steward #1

Steward #2

Steward #3

35 <sup>th</sup>	<b>68</b>	RIS Yves FALCON		<b>18</b>			
33 <sup>th</sup>	<b>99</b>	ENGLISH Jamie TONYKART		<b>17</b>	<b>37</b>	WING THUNG Katrina Ee LANDO NORRIS	34 <sup>th</sup>
31 <sup>th</sup>	<b>80</b>	MOHR Moritz KR		<b>16</b>	<b>103</b>	JOHNSTON Evan KR	32 <sup>th</sup>
29 <sup>th</sup>	<b>28</b>	ABELA Daniel TONYKART		<b>15</b>	<b>9</b>	NIKISHOV Nikita OTK	30 <sup>th</sup>
27 <sup>th</sup>	<b>47</b>	MINCIUNA David TONY KART		<b>14</b>	<b>100</b>	PERUCCIO Matteo TBKART	28 <sup>th</sup>
25 <sup>th</sup>	<b>101</b>	ALANKO Kimi KOSMIC		<b>13</b>	<b>128</b>	DEL PORTILLO HUMANES Jaime CRG	26 <sup>th</sup>
23 <sup>th</sup>	<b>33</b>	SABIROV Amir KR		<b>12</b>	<b>30</b>	GALE Toby KR	24 <sup>th</sup>
21 <sup>th</sup>	<b>20</b>	PALM Hubertus FALCON		<b>11</b>	<b>92</b>	GUYONNET Vivien REDSPEED	22 <sup>th</sup>
19 <sup>th</sup>	<b>24</b>	BACHLER Jacob KART REPUBLIC		<b>10</b>	<b>4</b>	CRANHAM Riley KART REPUBLIC	20 <sup>th</sup>
17 <sup>th</sup>	<b>83</b>	BARRY-BERG Marie KR		<b>9</b>	<b>106</b>	HELDER Jorn OTK	18 <sup>th</sup>
15 <sup>th</sup>	<b>63</b>	GOFF Lewis OTK		<b>8</b>	<b>17</b>	REILLY Scott KART REPUBLIC	16 <sup>th</sup>
13 <sup>th</sup>	<b>22</b>	BROASCA Javier KR		<b>7</b>	<b>15</b>	EDGAR Jorge GILLARD	14 <sup>th</sup>
11 <sup>th</sup>	<b>14</b>	LEHMANN Elias LN		<b>6</b>	<b>84</b>	DETROJA Jagrat KR	12 <sup>th</sup>
9 <sup>th</sup>	<b>89</b>	OLIVER SANCHEZ Daniel TBKART		<b>5</b>	<b>23</b>	SENN Meunier LN	10 <sup>th</sup>
7 <sup>th</sup>	<b>34</b>	HAGELEN Devon KOSMIC		<b>4</b>	<b>59</b>	KELLEHER Daniel KR	8 <sup>th</sup>
5 <sup>th</sup>	<b>5</b>	MAÑACH KLISOWSKI Benjamin KART REPUBLIC		<b>3</b>	<b>75</b>	PIÑERA RUSIÑOL Aleix OTK	6 <sup>th</sup>
3 <sup>rd</sup>	<b>97</b>	SAKALA Otto LN		<b>2</b>	<b>44</b>	GARCIA DIAZ Nicolas BIREL ART RACING	4 <sup>th</sup>
1 <sup>st</sup>	<b>16</b>	PURCELL Evan KR		<b>1</b>	<b>57</b>	OWEN Archie KR	2 <sup>nd</sup>

POLE POSITION



Start : 30/11 - 11:40 7 Laps = 11.893 km

Steward #1

Steward #2












Steward #3

IAME Warrior Final 2024: Zuera (ESP) 26/11 - 06/12/2024

Page 1 / 1

IAME Karting

Apex Timing GoRacing


33 <sup>th</sup>	<b>61</b>	<b>PINTO Bernardo</b> TONY KART		<b>17</b>	<b>39</b>	<b>SRYER AISSA Danyl</b> SODI		34 <sup>th</sup>
31 <sup>th</sup>	<b>19</b>	<b>NÖLKEN Noah</b> TONY		<b>16</b>	<b>21</b>	<b>RODRIGUES Jan</b> ALONSO KART		32 <sup>th</sup>
29 <sup>th</sup>	<b>45</b>	<b>TEIXEIRA Gabriela</b> KR		<b>15</b>	<b>69</b>	<b>OLERT Max</b> ENERGY CORSE		30 <sup>th</sup>
27 <sup>th</sup>	<b>90</b>	<b>KOLARI Uuno</b> LN		<b>14</b>	<b>53</b>	<b>ASKELAND Joachim</b> KART REPUBLIK		28 <sup>th</sup>
25 <sup>th</sup>	<b>12</b>	<b>GARROW Conrad</b> TONYKART		<b>13</b>	<b>38</b>	<b>HIGGINS Kaiden</b> KOSMIC		26 <sup>th</sup>
23 <sup>th</sup>	<b>18</b>	<b>GALIMBERTI Andrea</b> PANTANO		<b>12</b>	<b>49</b>	<b>PERUZZI Leonidas</b> KR		24 <sup>th</sup>
21 <sup>th</sup>	<b>43</b>	<b>CLANCY Conor</b> KR		<b>11</b>	<b>95</b>	<b>VARGAS Gustavo</b> TONY KART		22 <sup>th</sup>
19 <sup>th</sup>	<b>130</b>	<b>WOODWARD Ethan</b> TBC		<b>10</b>	<b>129</b>	<b>SILKUNAITE Vanessa</b> KR		20 <sup>th</sup>
17 <sup>th</sup>	<b>71</b>	<b>FAHRUDDIN Zariief Rayqal</b> FALCON		<b>9</b>	<b>48</b>	<b>MIFSUD Dario Joey</b> KALI KART		18 <sup>th</sup>
15 <sup>th</sup>	<b>98</b>	<b>PATEL Maayan</b> CROC PROMOTION		<b>8</b>	<b>2</b>	<b>GREEN Zac</b> KART REPUBLIC		16 <sup>th</sup>
13 <sup>th</sup>	<b>65</b>	<b>JERCAN Ioan Tudor</b> TONY KART		<b>7</b>	<b>105</b>	<b>BAUTISTA DELICH Jose</b> KALIKART		14 <sup>th</sup>
11 <sup>th</sup>	<b>55</b>	<b>YUILL Max</b> GILLARD		<b>6</b>	<b>29</b>	<b>MARTINEZ Alex</b> KR		12 <sup>th</sup>
9 <sup>th</sup>	<b>3</b>	<b>BUCKLEY Tadgh</b> GILLARD		<b>5</b>	<b>26</b>	<b>GENOLET Alexis</b> DAP		10 <sup>th</sup>
7 <sup>th</sup>	<b>104</b>	<b>REIJS Felipe</b> KR		<b>4</b>	<b>87</b>	<b>MELIS Matteo</b> TBKART		8 <sup>th</sup>
5 <sup>th</sup>	<b>64</b>	<b>LANDSTRÖM Jonathan</b> ENERGY		<b>3</b>	<b>46</b>	<b>WOOLLEY Samuel</b> KR		6 <sup>th</sup>
3 <sup>rd</sup>	<b>36</b>	<b>KRASauskas Elvis</b> TONY KART		<b>2</b>	<b>1</b>	<b>MACKIE Harrison</b> KART REPUBLIC		4 <sup>th</sup>
1 <sup>st</sup>	<b>41</b>	<b>DE RAEDEMAEKER Stig</b> KOSMIC		<b>1</b>	<b>32</b>	<b>SHARP Aston</b> GILLARD		2 <sup>nd</sup>

POLE POSITION



Start : 30/11 - 11:20 7 Laps = 11.893 km

Steward #1 

Steward #2 

Steward #3 

IAME Warrior Final 2024: Zuera (ESP) 26/11 - 06/12/2024

Page 1 / 1

IAME Karting

Apex Timing GoRacing 


35 <sup>th</sup>	<b>54</b>	<b>GJERDE Adrian</b> PAROLIN		<b>18</b>				
33 <sup>th</sup>	<b>88</b>	<b>HERMAN Gilles</b> KR		<b>17</b>	<b>56</b>	<b>FAYE LUND Christian</b> KR		34 <sup>th</sup>
31 <sup>th</sup>	<b>76</b>	<b>HARTE Makayla</b> KART REPUBLIC		<b>16</b>	<b>77</b>	<b>PETR Sarkisyan</b> PANTANO		32 <sup>th</sup>
29 <sup>th</sup>	<b>40</b>	<b>ANJAIMAN Janna</b> KOSMIC		<b>15</b>	<b>72</b>	<b>MACEDO Antonio</b> KR		30 <sup>th</sup>
27 <sup>th</sup>	<b>102</b>	<b>KAMAL Rafael</b> TONY KART		<b>14</b>	<b>11</b>	<b>HOLMES Adam</b> LN OTK		28 <sup>th</sup>
25 <sup>th</sup>	<b>85</b>	<b>ERBERSDOBLER Lias</b> KOSMIC		<b>13</b>	<b>50</b>	<b>LOPES Afonso</b> KART REPUBLIC		26 <sup>th</sup>
23 <sup>th</sup>	<b>74</b>	<b>KARI Mikael</b> TONY KART		<b>12</b>	<b>131</b>	<b>EL BOUZAKHI Mohamed</b> TBC		24 <sup>th</sup>
21 <sup>th</sup>	<b>86</b>	<b>PRUDENT Maxime</b> KOSMIC		<b>11</b>	<b>51</b>	<b>MC LOUGHLIN Jack</b> TONY KART		22 <sup>th</sup>
19 <sup>th</sup>	<b>93</b>	<b>KREEFT Didier</b> KR		<b>10</b>	<b>25</b>	<b>GRABKO Deven</b> ENERGY CORSE		20 <sup>th</sup>
17 <sup>th</sup>	<b>58</b>	<b>MARTINEZ Raul Luis</b> OTK TONYKART		<b>9</b>	<b>66</b>	<b>KARAGIANNIS Nikolaos</b> TONYKART		18 <sup>th</sup>
15 <sup>th</sup>	<b>60</b>	<b>BERND Emilio</b> KART REPUBLIC		<b>8</b>	<b>127</b>	<b>MULDER Juste</b> CROC PROMOTION		16 <sup>th</sup>
13 <sup>th</sup>	<b>96</b>	<b>VAN SCHEIJNDEL Bink</b> FALCON		<b>7</b>	<b>35</b>	<b>LINES Finlay</b> BIREL ART		14 <sup>th</sup>
11 <sup>th</sup>	<b>10</b>	<b>ALLEMANN Dan</b> LN		<b>6</b>	<b>73</b>	<b>REDONDO DE BLAS Carolina</b> OTK		12 <sup>th</sup>
9 <sup>th</sup>	<b>70</b>	<b>PIÑERA RUSIÑOL Roc</b> OTK		<b>5</b>	<b>31</b>	<b>ISLIN Lewis</b> CROC		10 <sup>th</sup>
7 <sup>th</sup>	<b>91</b>	<b>BONHOMME Lucas</b> KOSMIC		<b>4</b>	<b>27</b>	<b>DA SILVA Gustavo</b> BIREL ART RACING		8 <sup>th</sup>
5 <sup>th</sup>	<b>79</b>	<b>RANA Yug</b> OTK		<b>3</b>	<b>52</b>	<b>VAN LEEUWEN Quinten</b> FALCON		6 <sup>th</sup>
3 <sup>rd</sup>	<b>199</b>	<b>DE DONCKER Arthur</b> KOSMIC		<b>2</b>	<b>81</b>	<b>MALIK Nilas</b> KR		4 <sup>th</sup>
1 <sup>st</sup>	<b>42</b>	<b>MOTA MOTA Daniel</b> KR		<b>1</b>	<b>78</b>	<b>CRAIGIE Kenzo</b> KR		2 <sup>nd</sup>


POLE POSITION



Start : 30/11 - 11:00 7 Laps = 11.893 km

Steward #1 

Steward #2 

Steward #3 

IAME Warrior Final 2024: Zuera (ESP) 26/11 - 06/12/2024

Page 1 / 1

IAME Karting

Apex Timing GoRacing 

Rnk	No.	Driver	D. Nat	Qp	E-F	C-D	A-B	C-F	B-D	A-E	B-F	C-E	A-D	D-E	A-F	B-C	Points
1	5	MAÑACH KLISOWSKI Benjamin		13	-	-	2	-	-	0	-	-	2	-	0	-	4
2	42	MOTA MOTA Daniel		2	-	-	0	-	0	-	2	-	-	-	-	4	6
3	78	CRAIGIE Kenzo		5	4	-	-	-	-	2	-	0	-	0	-	-	6
4	34	HAGELEN Devon		19	-	-	9	-	-	3	-	-	0	-	2	-	14
5	16	PURCELL Evan		1	-	-	3	-	-	9	-	-	3	-	3	-	18
6	36	KRASAUSKAS Elvis		10	-	10	-	-	4	-	-	-	4	4	-	-	22
7	2	GREEN Zac		48	6	-	-	5	-	-	5	-	-	-	6	-	22
8	97	SAKALA Otto		7	-	-	6	-	-	4	-	-	6	-	7	-	23
9	1	MACKIE Harrison		12	0	-	-	0	-	-	0	-	-	-	25	-	25
10	199	DE DONCKER Arthur		8	-	-	8	-	2	-	14	-	-	-	-	3	27
11	127	MULDER Juste		47	3	-	-	-	-	7	-	12	-	5	-	-	27
12	3	BUCKLEY Tadgh		28	-	2	-	-	17	-	-	-	8	2	-	-	29
13	32	SHARP Aston		6	7	-	-	9	-	-	3	-	-	-	11	-	30
14	52	VAN LEEUWEN Quinten		17	12	-	-	-	-	8	-	4	-	6	-	-	30
15	57	OWEN Archie		3	-	5	-	18	-	-	-	7	-	-	-	2	32
16	46	WOOLLEY Samuel		18	2	-	-	15	-	-	7	-	-	-	9	-	33
17	59	KELLEHER Daniel		21	-	8	-	3	-	-	-	5	-	-	-	17	33
18	15	EDGAR Jorge		39	-	17	-	14	-	-	-	3	-	-	-	0	34
19	63	GOFF Lewis		43	-	-	11	-	-	6	-	-	7	-	10	-	34
20	4	CRANHAM Riley		57	-	7	-	10	-	-	-	13	-	-	-	5	35
21	10	ALLEMANN Dan		32	-	-	4	-	19	-	6	-	-	-	-	7	36
22	75	PIÑERA RUSIÑOL Aleix		15	-	0	-	4	-	-	-	28	-	-	-	6	38
23	23	SENNA Meunier		27	-	20	-	7	-	-	-	2	-	-	-	9	38
24	44	GARCIA DIAZ Nicolas		9	-	4	-	8	-	-	-	9	-	-	-	18	39
25	89	OLIVER SANCHEZ Daniel		25	-	-	10	-	-	13	-	-	13	-	4	-	40
26	106	HELDER Jorn		51	-	9	-	12	-	-	-	8	-	-	-	11	40
27	31	ISLIN Lewis		29	8	-	-	-	-	5	-	23	-	8	-	-	44
28	41	DE RAEDEMAEKER Stig		4	-	3	-	-	5	-	-	-	34	3	-	-	45
29	29	MARTINEZ Alex		36	5	-	-	2	-	-	35	-	-	-	5	-	47
30	91	BONHOMME Lucas		20	-	-	35	-	3	-	4	-	-	-	-	8	50
31	22	BROASCA Javier		37	-	-	5	-	-	10	-	-	5	-	32	-	52
32	81	MALIK Nilas		11	11	-	-	-	-	11	-	24	-	7	-	-	53
33	105	BAUTISTA DELICH Jose		42	14	-	-	17	-	-	11	-	-	-	13	-	55
34	55	YUILL Max		34	-	11	-	-	11	-	-	-	27	9	-	-	58
35	43	CLANCY Conor		64	-	13	-	-	13	-	-	-	16	16	-	-	58
36	79	RANA Yug		14	-	-	15	-	7	-	29	-	-	-	-	10	61
<b>Not Qualified for the Final</b>																	
37	24	BACHLER Jacob		55	-	-	29	-	-	14	-	-	10	-	8	-	61
38	92	GUYONNET Vivien		63	-	22	-	16	-	-	-	10	-	-	-	14	62
39	87	MELIS Matteo		24	28	-	-	13	-	-	12	-	-	-	12	-	65

Timekeeper

Race Director

Rnk	No.	Driver	D. Nat	Qp	E-F	C-D	A-B	C-F	B-D	A-E	B-F	C-E	A-D	D-E	A-F	B-C	Points
40	84	DETROJA Jagrat		33	-	33	-	6	-	-	-	6	-	-	-	20	65
41	98	PATEL Maayan		46	-	31	-	-	8	-	-	-	12	15	-	-	66
42	65	JERCAN Ioan Tudor		40	-	15	-	-	24	-	-	-	19	10	-	-	68
43	71	FAHRUDDIN Zarief Rayqal		52	-	14	-	-	14	-	-	-	17	23	-	-	68
44	93	KREEFT Didier		56	-	-	12	-	27	-	18	-	-	-	-	12	69
45	130	WOODWARD Ethan		58	-	27	-	-	12	-	-	-	11	19	-	-	69
46	104	REIJS Felipe		22	-	12	-	-	22	-	-	-	9	27	-	-	70
47	60	BERND Emilio		44	-	-	19	-	6	-	30	-	-	-	-	16	71
48	86	PRUDENT Maxime		62	-	-	22	-	10	-	8	-	-	-	-	31	71
49	30	GALE Toby		69	-	26	-	11	-	-	-	22	-	-	-	13	72
50	73	REDONDO DE BLAS Carolina		35	9	-	-	-	-	18	-	32	-	14	-	-	73
51	27	DA SILVA Gustavo		23	16	-	-	-	-	12	-	18	-	29	-	-	75
52	70	PIÑERA RUSIÑOL Roc		26	-	-	7	-	25	-	9	-	-	-	-	34	75
53	11	HOLMES Adam		83	15	-	-	-	-	28	-	19	-	13	-	-	75
54	88	HERMAN Gilles		98	-	-	21	-	23	-	13	-	-	-	-	19	76
55	58	MARTINEZ Raul Luis		50	-	-	23	-	9	-	20	-	-	-	-	25	77
56	66	KARAGIANNIS Nikolaos		53	13	-	-	-	-	27	-	25	-	12	-	-	77
57	102	KAMAL Rafael		80	-	-	16	-	20	-	17	-	-	-	-	24	77
58	26	GENOLET Alexis		30	20	-	-	25	-	-	10	-	-	-	24	-	79
59	17	REILLY Scott		45	-	19	-	26	-	-	-	20	-	-	-	15	80
60	96	VAN SCHEIJNDEL Bink		38	-	-	25	-	15	-	19	-	-	-	-	23	82
61	51	MC LOUGHLIN Jack		65	30	-	-	-	-	29	-	14	-	11	-	-	84
62	35	LINES Finlay		41	10	-	-	-	-	35	-	15	-	26	-	-	86
63	129	SILKUNAITTE Vanessa		60	21	-	-	19	-	-	24	-	-	-	23	-	87
64	131	EL BOUZAKHI Mohamed		71	17	-	-	-	-	21	-	27	-	22	-	-	87
65	90	KOLARI Uuno		82	-	16	-	-	32	-	-	-	22	17	-	-	87
66	53	ASKELAND Joachim		84	33	-	-	22	-	-	16	-	-	-	16	-	87
67	101	ALANKO Kimi		73	-	-	33	-	-	15	-	-	21	-	19	-	88
68	72	MACEDO Antonio		89	29	-	-	-	-	25	-	16	-	18	-	-	88
69	100	PERUCCIO Matteo		81	-	21	-	23	-	-	-	17	-	-	-	29	90
70	9	NIKISHOV Nikita		87	-	34	-	24	-	-	-	11	-	-	-	21	90
71	74	KARI Mikael		68	-	-	26	-	18	-	25	-	-	-	-	22	91
72	49	PERUZZI Leonidas		72	22	-	-	33	-	-	21	-	-	-	15	-	91
73	95	VARGAS Gustavo		66	19	-	-	28	-	-	15	-	-	-	30	-	92
74	38	HIGGINS Kaiden		78	25	-	-	20	-	-	33	-	-	-	14	-	92
75	28	ABELA Daniel		85	-	-	27	-	-	19	-	-	25	-	21	-	92
76	37	WING THUNG Katrina Ee		99	-	24	-	21	-	-	-	21	-	-	-	27	93
77	68	RIS Yves		103	-	-	28	-	-	17	-	-	32	-	20	-	97
78	18	GALIMBERTI Andrea		70	-	32	-	-	31	-	-	-	15	20	-	-	98
79	12	GARROW Conrad		76	-	23	-	-	21	-	-	-	30	24	-	-	98

Timekeeper Race Director



Rnk	No.	Driver	D. Nat	Qp	E-F	C-D	A-B	C-F	B-D	A-E	B-F	C-E	A-D	D-E	A-F	B-C	Points
80	47	MINCIUNA David		79	-	-	13	-	-	34	-	-	18	-	33	-	98
81	25	GRABKO Deven		59	18	-	-	-	-	22	-	34	-	28	-	-	102
82	76	HARTE Makayla		92	-	-	18	-	30	-	28	-	-	-	-	26	102
83	99	ENGLISH Jamie		97	-	-	31	-	-	20	-	-	24	-	27	-	102
84	83	BARRY-BERG Marie		49	-	-	17	-	-	30	-	-	29	-	28	-	104
85	33	SABIROV Amir		67	-	-	14	-	-	33	-	-	28	-	29	-	104
86	48	MIFSUD Dario Joey		54	24	-	-	27	-	-	23	-	-	-	31	-	105
87	20	PALM Hubertus		61	-	-	36	-	-	31	-	-	20	-	18	-	105
88	69	OLERT Max		90	34	-	-	29	-	-	26	-	-	-	17	-	106
89	80	MOHR Moritz		91	-	-	34	-	-	16	-	-	23	-	34	-	107
90	56	FAYE LUND Christian		101	26	-	-	-	-	24	-	26	-	31	-	-	107
91	85	ERBERSDOBLER Lias		74	-	-	32	-	26	-	22	-	-	-	-	28	108
92	45	TEIXEIRA Gabriela		88	-	29	-	-	33	-	-	-	26	21	-	-	109
93	40	ANJAIMAN Janna		86	-	-	30	-	16	-	34	-	-	-	-	30	110
94	19	NÖLKEN Noah		94	-	28	-	-	28	-	-	-	33	25	-	-	114
95	21	RODRIGUES Jan		96	31	-	-	30	-	-	27	-	-	-	26	-	114
96	64	LANDSTRÖM Jonathan		16	-	6	-	-	35	-	-	-	37	37	-	-	115
97	50	LOPES Afonso		77	23	-	-	-	-	26	-	29	-	38	-	-	116
98	39	SRYER AISSA Danyl		102	32	-	-	31	-	-	31	-	-	-	22	-	116
99	128	DEL PORTILLO HUMANES Jaime		75	-	18	-	32	-	-	-	33	-	-	-	35	118
100	54	GJERDE Adrian		104	-	-	24	-	29	-	32	-	-	-	-	33	118
101	61	PINTO Bernardo		100	-	25	-	-	34	-	-	-	31	30	-	-	120
102	77	PETR Sarkisyan		95	27	-	-	-	-	32	-	31	-	32	-	-	122
103	103	JOHNSTON Evan		93	-	30	-	34	-	-	-	30	-	-	-	32	126

Timekeeper

Race Director

IAME Warrior Final 2024: Zuera (ESP) 26/11 - 06/12/2024

Page 3 / 3

IAME Karting

Apex Timing GoRacing

## X30 JUNIOR

### Qualifying Heat B-C Results

Document 61.1

Subject to scrutineering & sporting investigations

Rnk	No.	Competitor	Driver	D. Nat	Equipment	Laps	Gap	Interv.	Best lap	Penalty	Spd	Points
1	▲13	15	MICK BARRETT RACING	EDGAR Jorge	GILLARD	7			1:04.918		121.6	0
2	▬	57	BMR	OWEN Archie	KR	7	0.037	0.037	1:05.199		122.9	2
3	▬	199	RSD RACING	DE DONCKER Arthur	KOSMIC	7	0.358	0.321	1:05.324		122.8	3
4	▼3	42	MDC RACING	MOTA MOTA Daniel	KR	7	0.384	0.026	1:05.296		122.5	4
5	▲15	4	FUSION MOTORSPORT	CRANHAM Riley	KART REPUBLIC	7	0.964	0.580	1:04.417		124.0	5
6	▬	75	AUTO CLUB RC2 VALLES	PIÑERA RUSIÑOL Aleix	OTK	7	0.970	0.006	1:04.631		122.8	6
7	▲4	10	SPIRIT-KARTING.CH	ALLEMANN Dan	LN	7	1.180	0.210	1:05.092		123.9	7
8	▼1	91	DREAM RACING	BONHOMME Lucas	KOSMIC	7	1.589	0.409	1:04.953		124.3	8
9	▲1	23	RSD RACING	SENNA Meunier	LN	7	2.467	0.878	1:04.986		123.9	9
10	▼5	79	AUTO CLUB RC2 VALLÈS	RANA Yug	OTK	7	3.504	1.037	1:05.290		122.9	10
11	▲7	106	FUSION MOTORSPORT	HELDER Jorn	OTK	7	3.575	0.071	1:05.089		123.5	11
12	▲7	93	MEN	KREEFT Didier	KR	7	3.672	0.097	1:04.954		123.2	12
13	▲11	30	MDC RACING TEAM	GALE Toby	KR	7	4.619	0.947	1:04.720		122.5	13
14	▲8	92	SG DRIVERS	GUYONNET Vivien	REDSPEED	7	5.409	0.790	1:04.929		125.1	14
15	▲1	17	VICTORY LANE	REILLY Scott	KART REPUBLIC	7	5.667	0.258	1:05.125	+5.000	120.0	15
16	▼1	60	EB-SPORTPROMOTION	BERND Emilio	KART REPUBLIC	7	5.970	0.303	1:05.403		123.1	16
17	▼9	59	DMS	KELLEHER Daniel	KR	7	8.704	2.734	1:04.916		121.7	17
18	▼14	44	BIREL ART RACING	GARCIA DIAZ Nicolas	BIREL ART RACING	7	8.910	0.206	1:05.144	+5.000	124.0	18
19	▲14	88	VDK RACING	HERMAN Gilles	KR	7	8.955	0.045	1:05.394		120.6	19
20	▼8	84	JJ RACING	DETROJA Jagrat	KR	7	9.023	0.068	1:04.969		122.0	20
21	▲9	9	ZANCHI MOTORSPORT	NIKISHOV Nikita	OTK	7	9.595	0.572	1:05.232	+5.000	122.5	21
22	▲1	74	TALVAR RACING	KARI Mikael	TONY KART	7	9.606	0.011	1:05.551		121.3	22
23	▼10	96	FALCON	VAN SCHEIJNDEL Bink	FALCON	7	10.039	0.433	1:05.476		125.0	23
24	▲3	102	ZANCHI MOTORSPORT	KAMAL Rafael	TONY KART	7	10.200	0.161	1:05.127		120.6	24
25	▼8	58	ECK MOTORSPORT	MARTINEZ Raul Luis	OTK TONYKART	7	11.077	0.877	1:05.325	+5.000	123.5	25
26	▲5	76	FUSION MOTORSPORT	HARTE Makayla	KART REPUBLIC	7	11.543	0.466	1:05.807		119.5	26
27	▲7	37	PREMIUM KARTING	WING THUNG Katrina Ee	LANDO NORRIS	7	13.140	1.597	1:05.197	+5.000	121.5	27
28	▼3	85	SIM-ON	ERBERSDOBLER Lias	KOSMIC	7	13.169	0.029	1:05.610		120.6	28
29	▼1	100	TBKART RACING TEAM SRL	PERUCCIO Matteo	TBKART	7	14.549	1.380	1:05.833		121.5	29
30	▼1	40	DREAM RACING	ANJAIMAN Janna	KOSMIC	7	16.780	2.231	1:06.042		118.1	30
31	▼10	86	DREAM RACING	PRUDENT Maxime	KOSMIC	7	18.075	1.295	1:05.619	+5.000	121.7	31
32	▬	103	DMS	JOHNSTON Evan	KR	7	19.109	1.034	1:07.014		116.7	32
33	▲2	54	PAROLIN SPAIN	GJERDE Adrian	PAROLIN	7	19.499	0.390	1:06.222	+5.000	122.1	33
34	▼25	70	AUTO CLUB RC2 VALLES	PIÑERA RUSIÑOL Roc	OTK	7	19.800	0.301	1:05.332	+5.000	123.6	34
35	▼9	128	GM FUEL	DEL PORTILLO HUMANES Jaime	CRG	7	22.575	2.775	1:05.712	+10.000	119.7	35

No.17 REILLY Scott : 5 sec time penalty for incorrectly installed Front Fairing or incorrect position of front fairing. According to Stewards' Decision No.160-17.

No.44 GARCIA DIAZ Nicolas : 5 sec time penalty for incorrectly installed Front Fairing or incorrect position of front fairing. According to Stewards' Decision No.160-44.

Leaders : No.42 MOTA MOTA Daniel (1-2) / No.57 OWEN Archie (3-3) / No.199 DE DONCKER Arthur (4-4) / No.42 MOTA MOTA Daniel (5-5) / No.57 OWEN Archie (6-6) / No.15 EDGAR Jorge (7-7)

Start Time : 29/11 - 13:58:41

Best lap : No.4 CRANHAM Riley 1:04.417 94.95 kph

Weather : Overcast Air : 12°C Track : Dry

Event Record : No.16 PURCELL Evan 1:04.227 95.23 kph

No.9 03:50 Lap 3

Steward #1

Steward #2

Steward #3

IAME Warrior Final 2024: Zuera (ESP) 26/11 - 06/12/2024

Page 1 / 2

IAME Karting

Apex Timing GoRacing



## X30 JUNIOR

### Qualifying Heat B-C Lap Chart

For information purposes. No official / regulatory value

	1	2	3	4	5	6	7	8	9	10	11	12	13	14	15	16	17	18	19	20	21	22	23	24	25	26	27	28	29	30	31	32	33	34	35
Grid	42	57	199	44	79	75	91	59	70	23	10	84	96	15	60	17	58	106	93	4	86	92	74	30	85	128	102	100	40	9	76	103	88	37	54
Start	42	199	57	79	44	91	75	70	59	23	10	15	96	17	60	106	58	4	92	93	30	86	74	128	100	85	102	40	9	76	103	37	88	54	84
Lap 1 Interval	42	57	199	17	79	15	75	23	44	10	106	91	60	4	70	58	93	96	9	92	30	37	74	102	88	100	84	76	103	128	54	85	59	86	40
	0.0	0.3	1.2	0.0	0.9	0.0	0.0	0.2	0.0	0.4	0.0	0.1	0.0	0.0	0.0	0.2	0.3	0.3	0.2	0.0	0.8	0.0	0.0	0.1	0.3	0.0	0.5	0.0	0.2	0.0	0.2	0.1	0.6	0.1	0.3
Lap 2	42	57	199	17	79	15	75	10	23	91	44	60	4	106	93	9	58	70	92	96	30	74	37	100	88	102	76	84	128	59	54	85	103	40	86
	0.1	0.1	1.1	0.5	0.2	0.6	0.0	0.0	0.4	0.1	0.2	0.0	0.4	1.2	0.1	0.1	0.0	0.0	0.0	0.2	0.7	0.0	0.5	0.3	0.1	0.7	0.3	0.0	0.0	0.5	0.1	0.5	0.3	0.0	
Lap 3	57	199	42	15	17	10	79	23	75	91	4	60	106	44	93	9	58	96	30	92	74	37	100	88	102	59	76	84	128	85	54	103	86	40	70
	0.1	0.1	1.3	0.0	0.8	0.4	0.3	0.0	0.0	0.6	0.3	0.3	0.0	0.9	0.0	0.1	1.1	0.0	0.0	0.5	0.1	0.5	0.2	0.1	0.7	0.4	0.1	0.5	0.2	0.4	1.0	0.0	1.1	0.0	
Lap 4	199	42	57	15	17	10	79	75	91	4	23	106	44	60	93	9	58	30	92	96	74	37	88	100	102	59	84	76	85	128	54	86	103	70	40
	0.0	0.1	0.9	0.3	0.5	0.5	0.0	0.4	0.1	0.4	0.4	0.5	0.2	0.0	0.4	0.3	0.8	0.0	0.4	0.4	0.3	0.1	0.6	0.0	0.2	0.4	0.3	0.9	0.7	0.3	0.5	0.4	1.5	0.1	0.5
Lap 5	42	57	199	15	17	10	75	79	4	91	23	106	44	93	9	58	60	30	92	96	37	74	88	59	102	84	76	128	86	54	100	85	70	40	103
	0.0	0.2	0.4	0.5	0.5	0.1	0.6	0.0	0.3	0.6	0.6	0.5	0.0	0.6	0.5	0.0	0.0	0.2	1.0	0.2	0.4	0.4	0.5	0.1	0.5	1.1	0.9	0.9	0.2	0.1	0.0	1.2	1.3	0.3	
Lap 6	57	15	199	42	17	75	10	4	91	79	23	106	93	44	9	30	92	60	58	96	37	88	59	74	102	84	76	128	86	85	100	54	70	40	103
	0.3	0.1	0.0	0.5	0.2	0.1	0.1	1.0	0.3	0.1	0.7	0.4	0.4	0.5	0.3	0.5	0.2	0.1	1.4	0.0	0.3	0.0	0.1	0.1	0.4	2.0	0.9	0.6	0.3	0.8	0.0	0.0	2.0	1.2	
Lap 7	15	57	199	42	17	4	75	10	91	23	79	106	93	44	9	30	92	60	58	37	59	88	84	74	96	102	76	128	86	85	54	100	70	40	103
	0.0	0.3	0.0	0.2	0.2	0.0	0.2	0.4	0.8	1.0	0.0	0.0	0.2	0.6	0.0	0.7	0.5	0.1	2.0	0.5	0.2	0.0	0.5	0.4	0.1	1.3	1.0	0.5	0.0	1.3	0.0	0.2	1.9	2.3	

Timekeeper 

Race Director 

IAME Warrior Final 2024: Zuera (ESP) 26/11 - 06/12/2024



# X30 JUNIOR

## Qualifying Heat B-C Analysis

For information purposes. No official / regulatory value

Laps	Sector 1	Sector 2	Sector 3	Lap Time	Spd	Laps	Sector 1	Sector 2	Sector 3	Lap Time	Spd	Laps	Sector 1	Sector 2	Sector 3	Lap Time	Spd
<b>No.4 CRANHAM Riley</b>						<b>No.23 SENNA Meunier</b>						<b>No.44 GARCIA DIAZ Nicolas</b>					
1	23.936	24.415	21.826	1:10.177	122	1	23.463	24.432	21.517	1:09.412	120	1	23.427	24.769	21.708	1:09.904	120
2	21.167	23.500	21.135	1:05.802	123	2	20.907	23.436	21.720	1:06.063	123	2	21.119	23.728	21.533	1:06.380	121
3	21.032	23.543	21.112	1:05.687	120	3	21.265	23.339	21.259	1:05.863	120	3	21.642	23.681	21.334	1:06.657	123
4	20.596	23.303	21.022	1:04.921	122	4	21.083	23.743	21.287	1:06.113	120	4	20.850	23.561	21.299	1:05.710	119
5	20.581	23.073	21.003	1:04.657	122	5	20.668	23.135	21.309	1:05.112	119	5	20.740	23.294	21.252	1:05.286	118
6	20.606	22.940	20.871	1:04.417	123	6	20.657	23.174	21.155	1:04.986	121	6	20.907	23.313	21.222	1:05.442	119
7	20.647	23.541	21.142	1:05.330	120	7	20.874	23.200	21.256	1:05.330	118	7	20.745	23.230	21.169	1:05.144	117
<b>No.9 NIKISHOV Nikita</b>						<b>No.30 GALE Toby</b>						<b>No.54 GJERDE Adrian</b>					
1	22.948	25.172	22.011	1:10.131	122	1	23.771	25.844	22.255	1:11.870	116	1	24.124	25.721	22.386	1:12.231	116
2	21.180	23.654	21.669	1:06.503	120	2	21.177	23.535	21.473	1:06.185	122	2	21.962	24.419	21.670	1:08.051	117
3	20.886	23.413	21.166	1:05.465	122	3	21.511	23.616	21.149	1:06.276	122	3	21.627	23.615	21.531	1:06.773	118
4	20.621	23.632	21.195	1:05.448	119	4	20.808	23.185	21.259	1:05.252	121	4	21.149	23.667	21.549	1:06.365	117
5	20.736	23.255	21.294	1:05.285	117	5	20.558	23.120	21.042	1:04.720	122	5	21.152	23.784	21.441	1:06.377	115
6	20.758	23.276	21.251	1:05.285	118	6	20.766	23.141	21.124	1:05.031	119	6	21.334	23.594	21.708	1:06.636	122
7	20.781	23.168	21.283	1:05.232	116	7	20.659	23.131	21.109	1:04.899	120	7	21.055	23.634	21.533	1:06.222	116
<b>No.10 ALLEMANN Dan</b>						<b>No.37 WING THUNG Katrina Ee</b>						<b>No.57 OWEN Archie</b>					
1	23.711	24.496	21.567	1:09.774	123	1	23.321	25.114	22.160	1:10.595	117	1	22.023	23.608	21.449	1:07.080	120
2	20.946	23.325	21.355	1:05.626	123	2	21.603	23.871	21.491	1:06.965	120	2	20.970	23.508	21.376	1:05.854	119
3	20.601	23.329	21.214	1:05.144	119	3	21.434	23.500	21.230	1:06.164	121	3	20.791	23.381	21.304	1:05.476	117
4	20.695	23.196	21.235	1:05.126	119	4	21.078	23.298	21.227	1:05.603	121	4	21.362	23.240	21.069	1:05.671	122
5	20.753	23.098	21.248	1:05.099	119	5	20.715	23.256	21.226	1:05.197	119	5	20.867	23.267	21.065	1:05.199	119
6	20.776	23.230	21.086	1:05.092	122	6	21.331	23.363	21.335	1:06.029	117	6	20.915	23.228	21.216	1:05.359	116
7	20.923	23.583	21.202	1:05.708	122	7	20.991	23.445	21.439	1:05.875	116	7	21.377	23.509	21.186	1:06.072	117
<b>No.15 EDGAR Jorge</b>						<b>No.40 ANJAIMAN Janna</b>						<b>No.58 MARTINEZ Raul Luis</b>					
1	22.611	25.059	21.614	1:09.284	120	1	23.193	25.382	25.545	1:14.120	79	1	24.080	24.699	21.692	1:10.471	121
2	20.836	23.334	21.183	1:05.353	121	2	22.130	24.009	21.628	1:07.767	118	2	21.630	23.861	22.201	1:07.692	123
3	20.758	23.157	21.094	1:05.009	119	3	22.741	23.713	21.560	1:08.014	115	3	20.970	23.310	21.195	1:05.475	121
4	20.825	23.092	21.113	1:05.030	120	4	21.420	23.796	21.601	1:06.817	117	4	20.584	23.379	21.638	1:05.601	119
5	20.668	23.120	21.130	1:04.918	120	5	21.152	23.685	21.533	1:06.370	114	5	20.741	23.303	21.430	1:05.474	117
6	20.682	23.310	21.056	1:05.048	120	6	21.178	23.379	21.485	1:06.042	113	6	21.576	23.281	21.291	1:06.148	120
7	20.957	23.458	21.278	1:05.693	117	7	21.220	23.594	21.605	1:06.419	114	7	20.808	23.281	21.236	1:05.325	120
<b>No.17 REILLY Scott</b>						<b>No.42 MOTA MOTA Daniel</b>						<b>No.59 KELLEHER Daniel</b>					
1	22.561	23.975	21.615	1:08.151	117	1	21.713	23.765	21.606	1:07.084	117	1			21.651	1:15.289	115
2	20.901	23.323	21.400	1:05.624	116	2	20.953	23.440	21.346	1:05.739	116	2	21.295	24.158	21.305	1:06.758	121
3	21.058	23.330	21.375	1:05.763	116	3	21.358	23.455	21.091	1:05.904	122	3	20.901	23.384	21.264	1:05.549	117
4	20.909	23.203	21.277	1:05.389	119	4	20.922	23.250	21.124	1:05.296	121	4	20.788	23.263	21.274	1:05.325	119
5	20.779	23.092	21.254	1:05.125	118	5	20.879	23.185	21.254	1:05.318	115	5	20.637	23.279	21.343	1:05.259	117
6	20.878	23.126	21.182	1:05.186	119	6	21.173	23.647	21.114	1:05.934	121	6	20.659	23.065	21.192	1:04.916	121
7	20.849	23.530	21.264	1:05.643	118	7	21.113	23.613	21.134	1:05.860	120	7	21.178	23.544	21.354	1:06.076	117

Timekeeper Race Director





## X30 JUNIOR

### Qualifying Heat B-C Analysis

For information purposes. No official / regulatory value

Laps	Sector 1	Sector 2	Sector 3	Lap Time	Spd	Laps	Sector 1	Sector 2	Sector 3	Lap Time	Spd	Laps	Sector 1	Sector 2	Sector 3	Lap Time	Spd
<b>No.60 BERND Emilio</b>						<b>No.79 RANA Yug</b>						<b>No.91 BONHOMME Lucas</b>					
1	23.827	24.572	21.856	1:10.255	121	1	22.836	24.007	21.804	1:08.647	121	1	23.582	25.018	21.868	1:10.468	123
2	20.976	23.558	21.264	1:05.798	123	2	21.025	23.547	21.497	1:06.069	117	2	20.979	23.360	21.253	1:05.592	119
3	21.065	23.724	21.274	1:06.063	120	3	21.403	23.707	21.376	1:06.486	119	3	21.135	23.350	21.064	1:05.549	124
4	21.048	23.887	21.433	1:06.368	119	4	20.798	23.312	21.194	1:05.304	122	4	20.879	23.354	21.157	1:05.390	120
5	21.315	23.635	21.364	1:06.314	118	5	20.772	23.375	21.143	1:05.290	122	5	20.974	22.975	21.169	1:05.118	121
6	21.236	23.456	21.238	1:05.930	120	6	20.827	23.691	21.327	1:05.845	118	6	20.561	23.388	21.143	1:05.092	118
7	20.878	23.246	21.279	1:05.403	119	7	21.364	23.673	21.459	1:06.496	115	7	20.724	23.093	21.136	1:04.953	120
<b>No.70 PIÑERA RUSIÑOL Roc</b>						<b>No.84 DETROJA Jagrat</b>						<b>No.92 GUYONNET Vivien</b>					
1	23.497	24.736	22.428	1:10.661	118	1	22.920	25.774	22.068	1:10.762	116	1	23.886	25.392	21.952	1:11.230	122
2	21.684	23.947	22.329	1:07.960	123	2	21.991	24.172	21.879	1:08.042	112	2	21.029	23.604	22.107	1:06.740	125
3	28.046	23.584	21.406	1:13.036	119	3	21.615	23.346	21.176	1:06.137	121	3	21.779	23.739	21.088	1:06.606	122
4	21.454	23.420	21.344	1:06.218	120	4	20.846	23.223	21.084	1:05.153	121	4	20.822	23.282	21.147	1:05.251	122
5	21.101	23.252	21.283	1:05.636	118	5	20.640	23.326	21.659	1:05.625	117	5	20.594	23.185	21.150	1:04.929	120
6	20.921	23.228	21.183	1:05.332	121	6	20.794	23.082	21.093	1:04.969	119	6	20.982	23.191	21.183	1:05.356	117
7	21.280	23.819	21.367	1:06.466	120	7	20.973	23.583	21.085	1:05.641	122	7	20.758	23.134	21.206	1:05.098	118
<b>No.74 KARI Mikael</b>						<b>No.85 ERBERSDOBLER Lias</b>						<b>No.93 KREEFT Didier</b>					
1	24.419	25.259	22.058	1:11.736	117	1	24.928	26.163	22.189	1:13.280	116	1	23.915	24.870	21.669	1:10.454	122
2	21.483	23.729	21.615	1:06.827	118	2	22.058	24.468	21.527	1:08.053	120	2	21.388	24.023	21.603	1:07.014	118
3	21.230	23.483	21.406	1:06.119	119	3	21.361	23.432	21.374	1:06.167	119	3	20.904	23.429	21.230	1:05.563	122
4	20.796	23.349	21.406	1:05.551	120	4	21.059	23.575	21.389	1:06.023	117	4	20.560	23.211	21.307	1:05.078	117
5	20.965	23.464	21.354	1:05.783	119	5	22.385	23.555	21.394	1:07.334	116	5	20.813	23.149	21.075	1:05.037	123
6	20.994	23.419	21.714	1:06.127	121	6	21.061	23.266	21.283	1:05.610	117	6	20.649	23.180	21.125	1:04.954	119
7	21.309	23.982	21.541	1:06.832	118	7	20.926	23.509	21.359	1:05.794	120	7	20.698	23.455	21.165	1:05.318	121
<b>No.75 PIÑERA RUSIÑOL Aleix</b>						<b>No.86 PRUDENT Maxime</b>						<b>No.96 VAN SCHEIJNDEL Bink</b>					
1	22.973	24.816	21.746	1:09.535	115	1	23.510	25.125	25.789	1:14.424	83	1	24.222	25.040	22.161	1:11.423	118
2	21.047	23.463	21.434	1:05.944	118	2	22.110	24.557	21.505	1:08.172	121	2	21.651	23.670	21.809	1:07.130	125
3	21.595	23.304	21.148	1:06.047	121	3	21.948	23.545	21.366	1:06.859	119	3	21.645	23.383	21.429	1:06.457	116
4	20.812	23.067	21.078	1:04.957	122	4	20.876	23.368	21.400	1:05.644	118	4	21.169	23.259	21.394	1:05.822	118
5	20.581	23.032	21.018	1:04.631	121	5	20.939	23.466	21.349	1:05.754	115	5	20.881	23.220	21.375	1:05.476	114
6	20.524	22.966	21.224	1:04.714	120	6	20.992	23.285	21.342	1:05.619	115	6	21.352	23.404	21.489	1:06.245	113
7	20.825	23.610	21.260	1:05.695	117	7	21.123	23.539	21.368	1:06.030	116	7	22.044	24.207	21.559	1:07.810	117
<b>No.76 HARTE Makayla</b>						<b>No.88 HERMAN Gilles</b>						<b>No.100 PERUCCIO Matteo</b>					
1	23.812	26.138	22.017	1:11.967	117	1	23.731	25.397	22.004	1:11.132	118	1	24.161	25.730	22.242	1:12.133	119
2	21.852	24.132	21.615	1:07.599	117	2	21.958	23.844	21.521	1:07.323	118	2	21.759	23.747	21.406	1:06.912	118
3	21.091	23.808	21.519	1:06.418	119	3	21.134	23.515	21.322	1:05.971	120	3	21.260	23.503	21.342	1:06.105	119
4	21.197	23.516	21.484	1:06.197	118	4	20.751	23.412	21.403	1:05.566	118	4	21.051	23.541	21.241	1:05.833	121
5	20.937	23.444	21.426	1:05.807	116	5	20.698	23.390	21.306	1:05.394	118	5	20.902	23.951	25.113	1:09.966	109
6	20.970	23.396	21.507	1:05.873	115	6	20.806	23.257	21.403	1:05.466	119	6	21.491	23.441	21.548	1:06.480	121
7	21.108	23.529	21.498	1:06.135	117	7	21.338	23.519	21.513	1:06.370	118	7	21.193	23.842	21.287	1:06.322	119

Timekeeper  Race Director 



## X30 JUNIOR

### Qualifying Heat B-C Analysis

For information purposes. No official / regulatory value

Laps Sector 1 Sector 2 Sector 3 Lap Time Spd

#### No.102 KAMAL Rafael

1	24.169	25.255	22.001	1:11.425	117
2	22.581	23.725	21.478	1:07.784	120
3	21.302	23.432	21.303	1:06.037	120
4	20.887	23.461	21.313	1:05.661	120
5	20.786	23.437	21.584	1:05.807	120
6	20.662	23.237	21.228	1:05.127	121
7	21.537	24.154	21.556	1:07.247	118

#### No.103 JOHNSTON Evan

1	24.040	25.641	22.401	1:12.082	115
2	22.150	24.903	21.940	1:08.993	116
3	21.339	23.936	21.961	1:07.236	114
4	21.304	23.899	22.030	1:07.233	113
5	21.609	24.025	21.764	1:07.398	115
6	21.320	23.810	21.884	1:07.014	111
7	21.608	23.871	21.995	1:07.474	111

#### No.106 HELDER Jorn

1	23.711	24.381	21.906	1:09.998	123
2	21.509	23.758	21.328	1:06.595	120
3	20.879	23.780	21.173	1:05.832	123
4	20.671	23.323	21.256	1:05.250	119
5	20.703	23.258	21.294	1:05.255	118
6	20.723	23.153	21.213	1:05.089	118
7	20.769	23.701	21.243	1:05.713	118

#### No.128 DEL PORTILLO HUMANES Jaime

1	25.533	25.587	22.005	1:13.125	119
2	21.730	24.262	21.694	1:07.686	117
3	21.797	23.494	21.407	1:06.698	118
4	21.284	23.855	21.413	1:06.552	118
5	20.899	23.383	21.430	1:05.712	115
6	21.106	23.289	21.515	1:05.910	113
7	21.180	23.419	21.602	1:06.201	115

#### No.199 DE DONCKER Arthur

1	22.419	23.577	21.420	1:07.416	120
2	20.818	23.484	21.379	1:05.681	121
3	20.948	23.267	21.243	1:05.458	121
4	20.840	23.185	21.299	1:05.324	117
5	21.237	23.300	21.094	1:05.631	119
6	21.037	23.278	21.318	1:05.633	122
7	21.068	23.550	21.286	1:05.904	117

Timekeeper 

Race Director 


35 <sup>th</sup>	<b>54</b>	<b>GJERDE Adrian</b> PAROLIN		<b>18</b>				
33 <sup>th</sup>	<b>88</b>	<b>HERMAN Gilles</b> KR		<b>17</b>	<b>37</b>	<b>WING THUNG Katrina Ee</b> LANDO NORRIS		34 <sup>th</sup>
31 <sup>th</sup>	<b>76</b>	<b>HARTE Makayla</b> KART REPUBLIC		<b>16</b>	<b>103</b>	<b>JOHNSTON Evan</b> KR		32 <sup>th</sup>
29 <sup>th</sup>	<b>40</b>	<b>ANJAIMAN Janna</b> KOSMIC		<b>15</b>	<b>9</b>	<b>NIKISHOV Nikita</b> OTK		30 <sup>th</sup>
27 <sup>th</sup>	<b>102</b>	<b>KAMAL Rafael</b> TONY KART		<b>14</b>	<b>100</b>	<b>PERUCCIO Matteo</b> TBKART		28 <sup>th</sup>
25 <sup>th</sup>	<b>85</b>	<b>ERBERSDOBLER Lias</b> KOSMIC		<b>13</b>	<b>128</b>	<b>DEL PORTILLO HUMANES Jaime</b> CRG		26 <sup>th</sup>
23 <sup>th</sup>	<b>74</b>	<b>KARI Mikael</b> TONY KART		<b>12</b>	<b>30</b>	<b>GALE Toby</b> KR		24 <sup>th</sup>
21 <sup>th</sup>	<b>86</b>	<b>PRUDENT Maxime</b> KOSMIC		<b>11</b>	<b>92</b>	<b>GUYONNET Vivien</b> REDSPEED		22 <sup>th</sup>
19 <sup>th</sup>	<b>93</b>	<b>KREEFT Didier</b> KR		<b>10</b>	<b>4</b>	<b>CRANHAM Riley</b> KART REPUBLIC		20 <sup>th</sup>
17 <sup>th</sup>	<b>58</b>	<b>MARTINEZ Raul Luis</b> OTK TONYKART		<b>9</b>	<b>106</b>	<b>HELDER Jorn</b> OTK		18 <sup>th</sup>
15 <sup>th</sup>	<b>60</b>	<b>BERND Emilio</b> KART REPUBLIC		<b>8</b>	<b>17</b>	<b>REILLY Scott</b> KART REPUBLIC		16 <sup>th</sup>
13 <sup>th</sup>	<b>96</b>	<b>VAN SCHEIJNDEL Bink</b> FALCON		<b>7</b>	<b>15</b>	<b>EDGAR Jorge</b> GILLARD		14 <sup>th</sup>
11 <sup>th</sup>	<b>10</b>	<b>ALLEMANN Dan</b> LN		<b>6</b>	<b>84</b>	<b>DETROJA Jagrat</b> KR		12 <sup>th</sup>
9 <sup>th</sup>	<b>70</b>	<b>PIÑERA RUSIÑOL Roc</b> OTK		<b>5</b>	<b>23</b>	<b>SENNA Meunier</b> LN		10 <sup>th</sup>
7 <sup>th</sup>	<b>91</b>	<b>BONHOMME Lucas</b> KOSMIC		<b>4</b>	<b>59</b>	<b>KELLEHER Daniel</b> KR		8 <sup>th</sup>
5 <sup>th</sup>	<b>79</b>	<b>RANA Yug</b> OTK		<b>3</b>	<b>75</b>	<b>PIÑERA RUSIÑOL Aleix</b> OTK		6 <sup>th</sup>
3 <sup>rd</sup>	<b>199</b>	<b>DE DONCKER Arthur</b> KOSMIC		<b>2</b>	<b>44</b>	<b>GARCIA DIAZ Nicolas</b> BIREL ART RACING		4 <sup>th</sup>
1 <sup>st</sup>	<b>42</b>	<b>MOTA MOTA Daniel</b> KR		<b>1</b>	<b>57</b>	<b>OWEN Archie</b> KR		2 <sup>nd</sup>


POLE POSITION



Start : 29/11 - 11:55 7 Laps = 11.893 km

Steward #1 

Steward #2 

Steward #3 

IAME Warrior Final 2024: Zuera (ESP) 26/11 - 06/12/2024

Page 1 / 1

IAME Karting

Apex Timing GoRacing 

Rnk	No.	Competitor	Driver	D. Nat	Equipment	Laps	Gap	Interv.	Best lap	Penalty	Spd	Points
1	▲4	5	FUSION MOTORSPORT	MAÑACH KLISOWSKI Benjamin	KART REPUBLIC	7			1:04.939		122.1	0
2	▲5	34	Scuderia Hagelen	HAGELEN Devon	KOSMIC	7	0.009	0.009	1:04.940		121.3	2
3	▼2	16	VDK	PURCELL Evan	KR	7	0.121	0.112	1:04.814		122.7	3
4	▲5	89	TBKART RACING TEAM SRL	OLIVER SANCHEZ Daniel	TBKART	7	2.044	1.923	1:05.480		120.8	4
5	▲7	29	AXION RACING	MARTINEZ Alex	KR	7	5.054	3.010	1:05.335		122.8	5
6	▲10	2	JAMIE GREEN RACING	GREEN Zac	KART REPUBLIC	7	6.329	1.275	1:05.214		122.6	6
7	▼4	97	FORCE RACING FINLAND	SAKALA Otto	LN	7	6.510	0.181	1:05.669		123.2	7
8	▲11	24	MDL MOTORSPORT	BACHLER Jacob	KART REPUBLIC	7	6.541	0.031	1:05.199		122.5	8
9	▼3	46	BMR	WOOLLEY Samuel	KR	7	6.727	0.186	1:05.159		124.6	9
10	▲5	63	PREMIUM KARTING	GOFF Lewis	OTK	7	8.195	1.468	1:05.121		123.5	10
11	▼9	32	MICK BARRETT RACING	SHARP Aston	GILLARD	7	8.253	0.058	1:05.184		124.4	11
12	▼4	87	TBKART RACING TEAM SRL	MELIS Matteo	TBKART	7	12.272	4.019	1:05.580		120.1	12
13	▲1	105	CLUBKALIKART	BAUTISTA DELICH Jose	KALIKART	7	13.043	0.771	1:06.039		120.5	13
14	▲12	38	DREAM RACING	HIGGINS Kaiden	KOSMIC	7	14.212	1.169	1:05.572	+5.000	122.6	14
15	▲9	49	FUSION MOTORSPORT	PERUZZI Leonidas	KR	7	14.505	0.293	1:05.795		123.9	15
16	▲12	53	TEAM ASKELAND MOTORSPORT	ASKELAND Joachim	KART REPUBLIC	7	15.945	1.440	1:06.155		122.6	16
17	▲13	69	AD MOTORSPORT	OLERT Max	ENERGY CORSE	7	16.147	0.202	1:05.752		123.4	17
18	▲3	20	FALCON RACING TEAM	PALM Hubertus	FALCON	7	16.808	0.661	1:06.217		124.4	18
19	▲6	101	FORCE RACING FINLAND	ALANKO Kimi	KOSMIC	7	16.910	0.102	1:06.243		121.1	19
20	▲15	68	FALCON RACING TEAM	RIS Yves	FALCON	7	17.399	0.489	1:06.396		121.3	20
21	▲8	28	ZANCHI MOTORSPORT	ABELA Daniel	TONYKART	7	17.482	0.083	1:06.602		121.0	21
22	▲12	39	MEGAKART DZ	SRYSER AISSA Danyl	SODI	7	17.533	0.051	1:06.017		123.1	22
23	▼3	129	VDK RACING	SILKUNAITE Vanessa	KR	7	18.002	0.469	1:05.836	+5.000	120.2	23
24	▼14	26	LKM RACING	GENOLET Alexis	DAP	7	18.254	0.252	1:05.870	+5.000	120.7	24
25	▼21	1	FUSION MOTORSPORT	MACKIE Harrison	KART REPUBLIC	7	19.001	0.747	1:05.304	+10.000	122.6	25
26	▲6	21	VDK	RODRIGUES Jan	ALONSO KART	7	19.792	0.791	1:06.791		115.9	26
27	▲6	99	BRENNAN TECH	ENGLISH Jamie	TONYKART	7	20.434	0.642	1:06.267	+5.000	122.4	27
28	▼11	83	VDK	BARRY-BERG Marie	KR	7	22.489	2.055	1:05.954	+10.000	122.4	28
29	▼6	33	MDC RACING TEAM	SABIROV Amir	KR	7	22.724	0.235	1:05.785	+8.000	122.8	29
30	▼8	95	ECK MOTORSPORT	VARGAS Gustavo	TONY KART	7	23.063	0.339	1:05.979		123.1	30
31	▼13	48	KALI KART BY JORGE PESCADOR	MIFSUD Dario Joey	KALI KART	7	23.462	0.399	1:06.146	+10.000	121.7	31
32	▼19	22	MDC RACING	BROASCA Javier	KR	7	23.872	0.410	1:05.547	+5.000	123.0	32
33	▼6	47	MOL RACING	MINCIUNA David	TONY KART	7	28.200	4.328	1:06.085	+5.000	122.9	33
34	▼3	80	VDK	MOHR Moritz	KR	6	1 Lap	1 Lap	1:06.007	+5.000	120.2	34

No.38 HIGGINS Kaiden : 5 sec time penalty for incorrectly installed Front Fairing or incorrect position of front fairing. According to Stewards' Decision No.162-38.

No.129 SILKUNAITE Vanessa : 5 sec time penalty for incorrectly installed Front Fairing or incorrect position of front fairing. According to Stewards' Decision No.162-129.

No.26 GENOLET Alexis : 5 sec time penalty for incorrectly installed Front Fairing or incorrect position of front fairing. According to Stewards' Decision No.162-26.

No.1 MACKIE Harrison : 5 sec time penalty for incorrectly installed Front Fairing or incorrect position of front fairing. According to Stewards' Decision No.162-1.

Leaders : No.34 HAGELEN Devon (1-5) / No.5 MAÑACH KLISOWSKI Benjamin (6-7)

Start Time : 29/11 - 13:43:02

Best lap : No.16 PURCELL Evan 1:04.814 94.37 kph

Weather : Overcast Air : 12°C Track : Dry

Event Record : No.16 PURCELL Evan 1:04.227 95.23 kph

No.33 INVEST 01:52 Lap 1

No.1 INVEST 03:27 Lap 3

Steward #1

Steward #2

Steward #3

IAME Warrior Final 2024: Zuera (ESP) 26/11 - 06/12/2024

Page 1 / 2

IAME Karting

Apex Timing GoRacing



## X30 JUNIOR

### Qualifying Heat A-F Lap Chart

For information purposes. No official / regulatory value

	1	2	3	4	5	6	7	8	9	10	11	12	13	14	15	16	17	18	19	20	21	22	23	24	25	26	27	28	29	30	31	32	33	34	35
Grid	16	32	97	1	5	46	34	87	89	26	14	29	22	105	63	2	83	48	24	129	20	95	33	49	101	38	47	53	28	69	80	21	99	39	68
Start	16	32	97	1	5	46	34	87	89	26	29	14	105	22	63	2	48	83	24	129	95	49	38	53	20	47	33	101	28	69	80	99	68	21	39
Lap 1 Interval	34	5	16	89	87	22	97	14	29	1	63	2	24	26	105	46	32	83	48	129	95	38	99	53	47	80	69	49	68	28	33	21	101	39	20
	0.0	0.5	0.4	0.9	0.2	0.0	0.0	0.1	0.2	0.0	0.0	0.9	0.0	0.0	0.0	0.8	0.0	0.3	0.5	0.3	0.0	0.1	0.3	0.0	0.0	0.2	0.2	0.0	0.1	0.4	0.0	0.2	0.0	0.1	0.0
Lap 2	34	5	16	89	22	87	97	63	29	1	2	24	105	26	32	46	14	83	38	48	129	95	47	80	99	69	53	49	33	101	28	20	21	68	39
	0.0	0.6	0.6	1.7	0.1	0.3	0.6	0.0	0.1	0.0	0.0	0.0	0.3	0.1	0.1	0.1	1.0	0.0	0.5	0.5	0.0	0.4	0.0	0.9	0.0	0.1	0.1	0.0	0.1	0.4	0.2	0.2	0.6	0.0	0.1
Lap 3	34	5	16	89	97	29	2	24	63	46	32	105	26	1	14	83	38	87	48	129	95	47	80	99	53	49	33	69	101	20	28	68	39	21	22
	0.0	0.7	0.8	2.4	0.7	0.4	0.2	0.4	0.4	0.0	0.8	0.1	0.2	0.2	0.2	0.2	0.0	0.7	0.1	0.2	0.5	0.0	0.1	0.3	0.2	0.4	0.3	0.3	0.7	0.0	0.0	0.2	0.1	0.5	3.5
Lap 4	34	5	16	89	97	29	2	24	63	46	32	105	26	1	38	83	14	87	129	47	48	80	95	53	99	49	33	69	101	28	20	68	39	21	22
	0.0	0.6	1.4	2.4	0.2	0.3	0.1	0.4	0.1	1.0	0.8	0.0	0.3	0.3	0.2	0.2	0.1	1.5	0.2	0.0	0.1	0.4	0.0	0.0	0.0	0.0	0.3	0.2	1.7	0.0	0.1	0.2	0.3	0.6	2.5
Lap 5	34	5	16	89	29	97	24	2	63	46	32	38	105	1	83	14	26	87	48	95	129	80	49	99	53	33	69	101	28	20	68	39	21	22	47
	0.0	0.8	1.9	3.0	0.3	0.0	0.1	0.3	0.0	0.4	2.4	0.0	0.0	0.2	0.0	0.2	1.2	1.3	0.0	0.0	0.1	0.3	0.6	0.2	0.1	0.2	1.1	0.0	0.0	0.1	0.1	1.0	0.1	2.0	2.9
Lap 6	5	34	16	89	29	24	2	97	46	63	32	38	1	105	83	26	14	87	129	95	48	80	49	33	99	53	69	20	101	28	68	39	21	22	47
	0.2	0.1	2.7	3.0	0.5	0.2	0.2	0.2	0.0	0.0	2.8	0.0	0.4	0.0	0.2	0.0	0.6	0.6	1.6	0.1	0.3	0.5	0.4	0.2	0.2	0.0	0.2	1.5	0.0	0.2	0.1	0.5	0.6	0.8	4.0
Lap 7	5	34	16	89	29	2	97	24	46	63	32	1	38	14	87	83	129	105	26	48	49	33	99	53	69	20	101	68	28	39	22	21	95	47	
	0.0	0.1	1.9	3.0	1.2	0.1	0.0	0.1	1.4	0.0	0.0	0.7	0.2	1.9	1.1	0.2	0.5	0.0	0.2	0.2	1.0	0.2	0.7	0.5	0.2	0.6	0.1	0.4	0.0	0.0	1.3	0.9	3.2	0.1	

Timekeeper 

Race Director 

IAME Warrior Final 2024: Zuera (ESP) 26/11 - 06/12/2024

IAME Karting

Apex Timing GoRacing 



# X30 JUNIOR

## Qualifying Heat A-F Analysis

For information purposes. No official / regulatory value

Laps	Sector 1	Sector 2	Sector 3	Lap Time	Spd	Laps	Sector 1	Sector 2	Sector 3	Lap Time	Spd	Laps	Sector 1	Sector 2	Sector 3	Lap Time	Spd
<b>No.1 MACKIE Harrison</b>						<b>No.20 PALM Hubertus</b>						<b>No.28 ABELA Daniel</b>					
1	23.829	23.772	21.865	1:09.466	122	1	24.397	27.100	22.272	1:13.769	124	1	24.565	26.398	22.064	1:13.027	117
2	21.606	23.785	21.693	1:07.084	122	2	21.839	23.805	21.930	1:07.574	119	2	21.681	24.322	21.800	1:07.803	119
3	21.620	25.112	21.521	1:08.253	120	3	21.128	24.244	21.505	1:06.877	120	3	21.350	24.502	21.404	1:07.256	120
4	21.147	23.479	21.335	1:05.961	120	4	21.642	23.957	21.416	1:07.015	121	4	21.475	23.888	21.384	1:06.747	119
5	21.245	24.078	21.218	1:06.541	120	5	21.077	24.190	21.782	1:07.049	117	5	21.096	24.221	21.846	1:07.163	117
6	21.253	23.501	21.162	1:05.916	119	6	21.351	23.609	21.507	1:06.467	115	6	21.756	23.586	21.470	1:06.812	118
7	20.832	23.236	21.236	1:05.304	118	7	21.264	23.515	21.438	1:06.217	118	7	21.480	23.762	21.360	1:06.602	117
<b>No.2 GREEN Zac</b>						<b>No.21 RODRIGUES Jan</b>						<b>No.29 MARTINEZ Alex</b>					
1	23.926	24.189	21.816	1:09.931	117	1	24.315	26.550	22.190	1:13.055	115	1	22.359	24.590	22.072	1:09.021	122
2	21.227	23.593	21.386	1:06.206	120	2	22.190	24.286	21.924	1:08.400	111	2	21.440	24.085	21.632	1:07.157	120
3	21.243	23.450	21.240	1:05.933	117	3	21.731	23.687	21.872	1:07.290	110	3	20.999	23.441	21.234	1:05.674	117
4	20.770	23.269	21.175	1:05.214	118	4	21.640	23.807	21.839	1:07.286	110	4	20.911	23.259	21.165	1:05.335	119
5	21.199	23.861	21.082	1:06.142	122	5	21.517	23.745	21.756	1:07.018	111	5	21.258	23.283	21.374	1:05.915	115
6	21.093	23.438	21.209	1:05.740	119	6	21.576	23.518	21.697	1:06.791	111	6	21.074	23.232	21.311	1:05.617	115
7	21.334	23.599	21.249	1:06.182	115	7	22.091	23.727	21.797	1:07.615	110	7	20.980	23.240	21.406	1:05.626	115
<b>No.5 MAÑACH KLISOWSKI Benjamin</b>						<b>No.22 BROASCA Javier</b>						<b>No.32 SHARP Aston</b>					
1	21.783	23.559	21.289	1:06.631	122	1	23.250	23.794	21.617	1:08.661	123	1	24.817	25.255	21.566	1:11.638	123
2	20.912	23.363	21.200	1:05.475	120	2	21.116	23.689	21.412	1:06.217	116	2	21.010	23.558	21.202	1:05.770	124
3	20.798	23.242	21.188	1:05.228	120	3	20.953	35.826	22.135	1:18.914	116	3	21.566	23.985	21.315	1:06.866	118
4	20.780	23.211	21.204	1:05.195	121	4	21.235	23.571	21.512	1:06.318	116	4	20.859	23.244	21.247	1:05.350	118
5	20.649	23.242	21.048	1:04.939	121	5	21.641	23.447	21.454	1:06.542	116	5	20.812	23.216	21.156	1:05.184	120
6	20.658	23.200	21.370	1:05.228	116	6	20.964	23.312	21.271	1:05.547	118	6	20.768	23.518	21.285	1:05.571	123
7	21.346	23.872	21.565	1:06.783	114	7	21.115	23.394	21.347	1:05.856	117	7	21.394	24.347	21.713	1:07.454	118
<b>No.14 LEHMANN Elias</b>						<b>No.24 BACHLER Jacob</b>						<b>No.33 SABIROV Amir</b>					
1	22.763	24.295	21.816	1:08.874	123	1	23.869	24.290	21.702	1:09.861	120	1	24.428	26.790	22.071	1:13.289	120
2	23.572	24.224	21.628	1:09.424	121	2	21.081	23.834	21.282	1:06.197	122	2	21.337	24.268	21.457	1:07.062	122
3	20.814	24.072	21.612	1:06.498	119	3	21.316	23.493	21.271	1:06.080	119	3	21.621	23.683	21.430	1:06.734	119
4	21.070	23.899	21.348	1:06.317	121	4	20.731	23.299	21.169	1:05.199	120	4	20.886	23.426	21.473	1:05.785	120
5	21.144	23.874	21.278	1:06.296	122	5	20.922	23.625	21.244	1:05.791	122	5	21.924	24.447	21.455	1:07.826	122
6	21.557	23.575	21.270	1:06.402	120	6	20.975	23.312	21.407	1:05.694	117	6	21.195	23.552	21.249	1:05.996	119
7	21.609	23.540	21.455	1:06.604	115	7	21.650	23.564	21.383	1:06.597	116	7	21.163	23.661	21.313	1:06.137	119
<b>No.16 PURCELL Evan</b>						<b>No.26 GENOLET Alexis</b>						<b>No.34 HAGELEN Devon</b>					
1	21.979	23.863	21.489	1:07.331	119	1	24.452	24.307	21.669	1:10.428	117	1	21.587	23.461	21.455	1:06.503	117
2	20.878	23.391	21.277	1:05.546	119	2	21.443	23.661	21.503	1:06.607	120	2	20.877	23.263	21.343	1:05.483	121
3	20.730	23.309	21.239	1:05.278	118	3	21.783	24.024	21.541	1:07.348	119	3	20.658	23.307	21.266	1:05.231	120
4	20.737	23.253	21.176	1:05.166	118	4	20.846	23.703	21.321	1:05.870	120	4	20.639	23.297	21.261	1:05.197	121
5	20.734	23.139	21.212	1:05.085	119	5	21.522	24.589	21.335	1:07.446	120	5	20.602	23.214	21.124	1:04.940	121
6	20.594	23.157	21.063	1:04.814	122	6	21.260	23.498	21.392	1:06.150	117	6	20.574	23.188	21.757	1:05.519	119
7	21.169	23.866	21.462	1:06.497	117	7	21.987	24.441	22.329	1:08.757	116	7	21.031	24.083	21.443	1:06.557	116

Timekeeper Race Director




## X30 JUNIOR

### Qualifying Heat A-F Analysis

For information purposes. No official / regulatory value

Laps	Sector 1	Sector 2	Sector 3	Lap Time	Spd	Laps	Sector 1	Sector 2	Sector 3	Lap Time	Spd	Laps	Sector 1	Sector 2	Sector 3	Lap Time	Spd
<b>No.38 HIGGINS Kaiden</b>						<b>No.49 PERUZZI Leonidas</b>						<b>No.80 MOHR Moritz</b>					
1	23.744	25.840	22.231	1:11.815	121	1	24.381	26.753	21.813	1:12.947	123	1	24.266	25.670	22.085	1:12.021	119
2	21.048	23.763	21.313	1:06.124	118	2	21.571	24.598	21.445	1:07.614	122	2	21.335	24.446	21.726	1:07.507	120
3	20.961	23.503	21.727	1:06.191	122	3	21.520	23.654	21.371	1:06.545	119	3	20.916	23.634	21.457	1:06.007	120
4	20.860	23.376	21.433	1:05.669	120	4	20.842	23.642	21.311	1:05.795	120	4	21.207	23.470	21.969	1:06.646	118
5	21.083	23.945	21.242	1:06.270	118	5	22.085	23.586	21.433	1:07.104	120	5	21.180	23.673	22.007	1:06.860	119
6	21.185	23.317	21.411	1:05.913	114	6	21.784	23.586	21.423	1:06.793	119	6	21.542	23.543	21.600	1:06.685	116
7	21.103	23.165	21.304	1:05.572	118	7	21.237	23.514	21.410	1:06.161	118	<b>No.83 BARRY-BERG Marie</b>					
<b>No.39 SRYER AISSA Danyl</b>						<b>No.53 ASKELAND Joachim</b>						<b>No.87 MELIS Matteo</b>					
1	24.364	26.609	22.121	1:13.094	123	1	23.719	25.867	22.444	1:12.030	122	1	24.224	25.391	21.701	1:11.316	118
2	22.324	24.323	21.756	1:08.403	121	2	21.731	24.688	21.780	1:08.199	122	2	21.106	23.973	21.617	1:06.696	121
3	21.374	23.739	21.437	1:06.550	121	3	21.151	23.574	21.430	1:06.155	119	3	20.989	23.914	21.756	1:06.659	122
4	21.241	24.340	21.576	1:07.157	119	4	20.961	23.793	21.431	1:06.185	120	4	20.845	23.780	21.329	1:05.954	119
5	21.032	23.969	21.702	1:06.703	118	5	22.343	24.229	21.529	1:08.101	118	5	21.298	23.738	21.345	1:06.381	118
6	21.896	23.704	21.540	1:07.140	119	6	21.400	23.585	21.384	1:06.369	122	6	21.469	23.364	21.308	1:06.141	120
7	21.058	23.649	21.310	1:06.017	118	7	21.090	24.544	21.454	1:07.088	117	7	22.151	24.497	21.630	1:08.278	117
<b>No.46 WOOLLEY Samuel</b>						<b>No.63 GOFF Lewis</b>						<b>No.89 OLIVER SANCHEZ Daniel</b>					
1	24.622	25.177	21.663	1:11.462	122	1	23.819	23.674	21.630	1:09.123	123	1	22.602	24.344	21.646	1:08.592	117
2	20.991	23.791	21.195	1:05.977	124	2	21.256	23.931	21.636	1:06.823	117	2	21.460	23.885	21.349	1:06.694	120
3	20.996	23.711	21.177	1:05.884	122	3	21.974	23.609	21.354	1:06.937	118	3	20.930	27.973	21.759	1:10.662	117
4	20.781	23.274	21.104	1:05.159	122	4	20.651	23.282	21.188	1:05.121	118	4	21.349	23.808	21.675	1:06.832	116
5	20.991	23.667	21.073	1:05.731	120	5	20.768	23.833	21.232	1:05.833	118	5	21.425	23.472	21.364	1:06.261	118
6	21.047	23.609	21.288	1:05.944	123	6	21.156	23.434	21.442	1:06.032	123	6	20.966	23.295	21.319	1:05.580	119
7	21.236	23.582	21.220	1:06.038	119	7	21.268	24.457	21.725	1:07.450	115	7	21.223	24.231	21.603	1:07.057	117
<b>No.47 MINCIUNA David</b>						<b>No.68 RIS Yves</b>						<b>No.95 VARGAS Gustavo</b>					
1	24.373	25.552	22.125	1:12.050	122	1	24.419	26.206	21.739	1:12.364	121	1	23.519	25.958	22.380	1:11.857	123
2	21.427	24.024	21.360	1:06.811	123	2	21.484	25.872	21.814	1:09.170	120	2	21.891	23.969	21.478	1:07.338	123
3	20.985	23.894	21.925	1:06.804	119	3	21.207	23.894	21.429	1:06.530	120	3	20.981	24.124	21.699	1:06.804	118
4	21.157	23.545	21.462	1:06.164	122	4	21.288	24.262	21.403	1:06.953	120	4	21.737	23.592	21.584	1:06.913	117
5	30.512	24.408	21.847	1:16.767	114	5	20.983	24.224	21.681	1:06.888	120	5	21.280	23.687	21.690	1:06.657	120
6	21.376	23.687	21.600	1:06.663	114	6	21.878	23.531	21.370	1:06.779	121	6	20.870	23.481	21.628	1:05.979	118
7	21.240	23.512	21.333	1:06.085	118	7	21.190	23.633	21.573	1:06.396	113	7	21.321	32.615	22.114	1:16.050	112
<b>No.48 MIFSUD Dario Joey</b>						<b>No.69 OLERT Max</b>											
1	24.177	25.805	21.936	1:11.918	119	1	24.407	26.076	21.874	1:12.357	123						
2	21.116	24.410	21.713	1:07.239	117	2	21.229	24.474	21.755	1:07.458	121						
3	21.126	24.086	21.259	1:06.471	121	3	22.058	23.809	21.533	1:07.400	119						
4	21.521	23.794	21.891	1:07.206	120	4	20.935	23.486	21.331	1:05.752	121						
5	21.344	23.732	22.028	1:07.104	120	5	21.599	24.535	21.631	1:07.765	121						
6	21.618	23.328	21.394	1:06.340	120	6	21.175	23.609	21.484	1:06.268	121						
7	20.977	23.858	21.311	1:06.146	120	7	21.070	24.563	21.435	1:07.068	120						

Timekeeper  Race Director 

## X30 JUNIOR

### Qualifying Heat A-F Analysis

For information purposes. No official / regulatory value

Laps Sector 1 Sector 2 Sector 3 Lap Time Spd

#### No.97 SAKALA Otto

1	22.890	24.340	21.841	1:09.071	123
2	21.218	23.994	21.443	1:06.655	119
3	20.856	23.432	21.381	1:05.669	116
4	21.028	23.368	21.382	1:05.778	116
5	21.612	23.685	21.254	1:06.551	118
6	21.151	23.748	21.323	1:06.222	120
7	21.256	23.604	21.240	1:06.100	120

#### No.99 ENGLISH Jamie

1	23.506	25.754	22.303	1:11.563	122
2	21.477	24.734	21.719	1:07.930	120
3	21.150	23.650	21.467	1:06.267	118
4	21.020	23.505	21.901	1:06.426	117
5	22.024	24.257	21.544	1:07.825	117
6	21.203	23.808	21.551	1:06.562	122
7	21.077	23.860	21.692	1:06.629	116

#### No.101 ALANKO Kimi

1	24.591	26.771	22.118	1:13.480	115
2	21.554	24.177	21.483	1:07.214	119
3	21.567	24.243	21.545	1:07.355	116
4	21.526	23.774	21.527	1:06.827	118
5	21.106	24.180	21.873	1:07.159	115
6	21.358	23.647	21.660	1:06.665	118
7	21.283	23.659	21.301	1:06.243	121

#### No.105 BAUTISTA DELICH Jose

1	24.008	24.238	22.085	1:10.331	117
2	21.339	23.665	21.391	1:06.395	120
3	22.127	23.835	21.354	1:07.316	121
4	20.862	23.815	21.362	1:06.039	117
5	21.526	23.987	21.404	1:06.917	115
6	21.613	23.426	21.347	1:06.386	117
7	22.253	24.346	22.293	1:08.892	116

#### No.129 SILKUNAITTE Vanessa

1	24.242	25.571	22.138	1:11.951	119
2	20.902	24.280	21.792	1:06.974	116
3	21.131	24.148	21.367	1:06.646	120
4	21.187	23.730	21.806	1:06.723	119
5	21.637	23.811	21.990	1:07.438	114
6	21.229	23.221	21.386	1:05.836	115
7	21.318	23.250	21.554	1:06.122	114

Timekeeper 

Race Director 

35 <sup>th</sup>	<b>68</b>	RIS Yves FALCON		<b>18</b>				
33 <sup>th</sup>	<b>99</b>	ENGLISH Jamie TONYKART		<b>17</b>	<b>39</b>	SRYER AISSA Danyl SODI		34 <sup>th</sup>
31 <sup>th</sup>	<b>80</b>	MOHR Moritz KR		<b>16</b>	<b>21</b>	RODRIGUES Jan ALONSO KART		32 <sup>th</sup>
29 <sup>th</sup>	<b>28</b>	ABELA Daniel TONYKART		<b>15</b>	<b>69</b>	OLERT Max ENERGY CORSE		30 <sup>th</sup>
27 <sup>th</sup>	<b>47</b>	MINCIUNA David TONY KART		<b>14</b>	<b>53</b>	ASKELAND Joachim KART REPUBLIC		28 <sup>th</sup>
25 <sup>th</sup>	<b>101</b>	ALANKO Kimi KOSMIC		<b>13</b>	<b>38</b>	HIGGINS Kaiden KOSMIC		26 <sup>th</sup>
23 <sup>th</sup>	<b>33</b>	SABIROV Amir KR		<b>12</b>	<b>49</b>	PERUZZI Leonidas KR		24 <sup>th</sup>
21 <sup>th</sup>	<b>20</b>	PALM Hubertus FALCON		<b>11</b>	<b>95</b>	VARGAS Gustavo TONY KART		22 <sup>th</sup>
19 <sup>th</sup>	<b>24</b>	BACHLER Jacob KART REPUBLIC		<b>10</b>	<b>129</b>	SILKUNAITE Vanessa KR		20 <sup>th</sup>
17 <sup>th</sup>	<b>83</b>	BARRY-BERG Marie KR		<b>9</b>	<b>48</b>	MIFSUD Dario Joey KALI KART		18 <sup>th</sup>
15 <sup>th</sup>	<b>63</b>	GOFF Lewis OTK		<b>8</b>	<b>2</b>	GREEN Zac KART REPUBLIC		16 <sup>th</sup>
13 <sup>th</sup>	<b>22</b>	BROASCA Javier KR		<b>7</b>	<b>105</b>	BAUTISTA DELICH Jose KALIKART		14 <sup>th</sup>
11 <sup>th</sup>	<b>14</b>	LEHMANN Elias LN		<b>6</b>	<b>29</b>	MARTINEZ Alex KR		12 <sup>th</sup>
9 <sup>th</sup>	<b>89</b>	OLIVER SANCHEZ Daniel TBKART		<b>5</b>	<b>26</b>	GENOLET Alexis DAP		10 <sup>th</sup>
7 <sup>th</sup>	<b>34</b>	HAGELEN Devon KOSMIC		<b>4</b>	<b>87</b>	MELIS Matteo TBKART		8 <sup>th</sup>
5 <sup>th</sup>	<b>5</b>	MAÑACH KLISOWSKI Benjamin KART REPUBLIC		<b>3</b>	<b>46</b>	WOOLLEY Samuel KR		6 <sup>th</sup>
3 <sup>rd</sup>	<b>97</b>	SAKALA Otto LN		<b>2</b>	<b>1</b>	MACKIE Harrison KART REPUBLIC		4 <sup>th</sup>
1 <sup>st</sup>	<b>16</b>	PURCELL Evan KR		<b>1</b>	<b>32</b>	SHARP Aston GILLARD		2 <sup>nd</sup>

POLE POSITION



Start : 29/11 - 11:35 7 Laps = 11.893 km

Steward #1

Steward #2

Steward #3

IAME Warrior Final 2024: Zuera (ESP) 26/11 - 06/12/2024

Page 1 / 1

IAME Karting

Apex Timing GoRacing

## X30 JUNIOR

### Qualifying Heat D-E Results

Document 59.2

Subject to scrutineering & sporting investigations

Rnk	No.	Competitor	Driver	D. Nat	Equipment	Laps	Gap	Interv.	Best lap	Penalty	Spd	Points
1	▲1	78 VICTORYLANE KARTING	CRAIGIE Kenzo		KR	7			1:04.923		120.7	0
2	▲7	3 MICK BARRETT RACING	BUCKLEY Tadgh		GILLARD	7	0.477	0.477	1:04.620		125.3	2
3	▼2	41 FUSION MOTORSPORT	DE RAEDEMAEKER Stig		KOSMIC	7	0.738	0.261	1:04.849		125.9	3
4	▼1	36 MOL RACING	KRASAUSKAS Elvis		TONY KART	7	0.888	0.150	1:05.153		122.1	4
5	▲11	127 CROC PROMOTION	MULDER Juste		CROC PROMOTION	7	4.983	4.095	1:05.076		123.3	5
6	=	52 FALCON RACING TEAM	VAN LEEUWEN Quinten		FALCON	7	5.133	0.150	1:05.371		121.8	6
7	▼3	81 VICTORYLANE KARTING	MALIK Nilas		KR	7	5.309	0.176	1:05.110	+5.000	121.7	7
8	▲2	31 CROC PROMOTION	ISLIN Lewis		CROC	7	5.682	0.373	1:05.213	+5.000	121.6	8
9	▲2	55 MICK BARRETT RACING	YUILL Max		GILLARD	7	5.758	0.076	1:05.658		123.0	9
10	▲3	65 ZANCHI MOTORSPORT	JERCAN Ioan Tudor		TONY KART	7	5.895	0.137	1:05.763		122.5	10
11	▲11	51 BRENNAN TECH	MC LOUGHLIN Jack		TONY KART	7	6.276	0.381	1:05.113		122.3	11
12	▲6	66 ZANCHI MOTORSPORT	KARAGIANNIS Nikolaos		TONYKART	7	6.725	0.449	1:05.165		121.8	12
13	▲15	11 MDL MOTORSPORT	HOLMES Adam		LN OTK	7	7.121	0.396	1:05.105		121.9	13
14	▼2	73 AUTO CLUB RC2 VALLÈS	REDONDO DE BLAS Carolina		OTK	7	9.530	2.409	1:05.519		121.0	14
15	=	98 CROC PROMOTION	PATEL Maayan		CROC PROMOTION	7	9.988	0.458	1:05.535	+5.000	122.9	15
16	▲5	43 VICTORY LANE KARTING	CLANCY Conor		KR	7	10.174	0.186	1:05.123	+5.000	125.3	16
17	▲10	90 FORCE RACING FINLAND	KOLARI Uuno		LN	7	10.832	0.658	1:05.589		123.4	17
18	▲12	72 Bruno Macedo	MACEDO Antonio		KR	7	11.194	0.362	1:05.742		123.8	18
19	=	130 BRIAN WOODWARD	WOODWARD Ethan		TBC	7	11.583	0.389	1:05.322	+5.000	125.0	19
20	▲3	18 PANTANO RACING TEAM	GALIMBERTI Andrea		PANTANO	7	11.596	0.013	1:05.375	+5.000	123.8	20
21	▲8	45 KR MOTORSPORT SRL	TEIXEIRA Gabriela		KR	7	12.055	0.459	1:05.818		121.0	21
22	▲2	131 Barbier Racing	EL BOUZAKHI Mohamed		TBC	7	12.064	0.009	1:05.218	+5.000	120.8	22
23	▼6	71 DRM RACING TEAM	FAHRUDDIN Zarief Rayqal		FALCON	7	13.337	1.273	1:05.763	+5.000	121.1	23
24	▲1	12 ECK MOTORSPORT	GARROW Conrad		TONYKART	7	14.304	0.967	1:05.559	+5.000	120.7	24
25	▲6	19 DUTT MOTORSPORT BY FENSTER.COM	NÖLKEN Noah		TONY	7	15.086	0.782	1:05.712	+5.000	123.5	25
26	▼12	35 BIREL ART RACING	LINES Finlay		BIREL ART	7	15.455	0.369	1:05.117	+10.000	123.8	26
27	▼20	104 FUSION	REIJS Felipe		KR	7	16.561	1.106	1:05.482	+5.000	122.5	27
28	▼8	25 AD MOTORSPORT	GRABKO Deven		ENERGY CORSE	7	16.749	0.188	1:05.681	+5.000	123.1	28
29	▼21	27 BIREL ART RACING	DA SILVA Gustavo		BIREL ART RACING	7	21.241	4.492	1:05.117	+15.000	124.3	29
30	▲3	61 READYTORACE	PINTO Bernardo		TONY KART	7	21.814	0.573	1:06.672	+5.000	117.5	30
31	▲3	56 VDK RACING	FAYE LUND Christian		KR	7	34.137	12.323	1:06.309	+5.000	117.2	31
32	=	77 PANTANO RACING TEAM	PETR Sarkisyan		PANTANO	0	7 Laps	7 Laps				32

No.81 MALIK Nilas : 5 sec penalty for completely leaving corridor (art 2.20 CIK General Prescriptions). According to Stewards' Decision No.151.

No.31 ISLIN Lewis : 5 sec time penalty for incorrectly installed Front Fairing or incorrect position of front fairing. According to Stewards' Decision No.153-31.

No.98 PATEL Maayan : 5 sec time penalty for incorrectly installed Front Fairing or incorrect position of front fairing. According to Stewards' Decision No.153-98.

No.43 CLANCY Conor : 5 sec time penalty for incorrectly installed Front Fairing or incorrect position of front fairing. According to Stewards' Decision No.153-43.

No.130 WOODWARD Ethan : 5 sec time penalty for incorrectly installed Front Fairing or incorrect position of front fairing. According to Stewards' Decision No.153-130.

No.18 GALIMBERTI Andrea : 5 sec time penalty for incorrectly installed Front Fairing or incorrect position of front fairing. According to Stewards' Decision No.153-18.

No.131 EL BOUZAKHI Mohamed : 5 sec time penalty for incorrectly installed Front Fairing or incorrect position of front fairing. According to Stewards' Decision No.153-131.

Leaders : No.36 KRASAUSKAS Elvis (1-1) / No.78 CRAIGIE Kenzo (2-3) / No.31 ISLIN Lewis (4-4) / No.81 MALIK Nilas (5-6) / No.78 CRAIGIE Kenzo (7-7)

Start Time : 29/11 - 13:28:18

Best lap : No.3 BUCKLEY Tadgh 1:04.620 94.65 kph

Weather : Overcast Air : 12°C Track : Dry

Event Record : No.16 PURCELL Evan 1:04.227 95.23 kph

No.81 INVEST 01:35 Lap 1

No.50 02:41 Lap 2

No.19 04:43 Lap 4

No.50 06:14 Lap 5

Steward #1

Steward #2

Steward #3

IAME Warrior Final 2024: Zuera (ESP) 26/11 - 06/12/2024

## X30 JUNIOR

### Qualifying Heat D-E Lap Chart

For information purposes. No official / regulatory value

	1	2	3	4	5	6	7	8	9	10	11	12	13	14	15	16	17	18	19	20	21	22	23	24	25	26	27	28	29	30	31	32	33	34	
Grid	41	78	36	81	<del>64</del>	52	104	27	3	31	55	73	65	35	98	127	71	66	130	25	43	51	18	131	12	50	90	11	45	72	19	<del>77</del>	61	56	
Start	41	36	78	52	81	27	104	31	3	55	65	73	35	98	127	71	66	130	51	43	131	18	25	12	90	50	45	19	11	72	56	61			
Lap 1 Interval	36	78	81	31	41	3	27	55	52	98	65	127	71	130	66	18	35	43	131	51	73	25	12	50	19	90	11	61	45	72	56	104			
	0.0	0.6	0.1	0.4	0.0	0.7	0.0	0.1	0.2	0.4	0.0	0.8	0.0	0.4	0.3	0.0	0.0	0.0	0.1	0.1	0.1	0.1	0.2	0.1	0.0	0.2	0.2	0.6	0.0	0.0	0.2	2.6			
Lap 2	78	36	81	31	3	41	55	52	98	27	127	65	130	71	66	18	43	35	131	51	73	19	50	11	12	25	72	90	45	61	104	56			
	0.1	0.1	0.1	0.2	0.0	2.0	0.0	0.1	0.6	0.0	0.0	0.0	0.9	0.0	0.0	0.0	0.2	0.2	0.1	0.6	0.4	0.8	0.0	0.3	0.2	0.1	0.0	0.4	1.2	0.0	11.7				
Lap 3	78	31	81	36	3	41	52	98	55	65	130	127	27	43	18	35	71	66	131	51	73	19	11	12	50	72	25	90	45	104	61	56			
	0.4	0.0	0.3	0.0	0.2	2.2	0.0	0.3	0.4	0.1	0.1	0.5	0.0	0.3	0.1	0.4	0.0	0.2	0.1	0.4	0.1	0.7	0.6	0.2	0.3	0.0	0.3	0.3	0.5	1.1	12.1				
Lap 4	31	81	78	3	36	41	98	52	55	127	65	130	43	18	27	35	66	51	71	131	19	73	11	12	50	25	72	90	104	45	61	56			
	0.0	0.2	0.1	0.2	0.2	2.4	0.5	0.0	0.2	0.2	0.0	0.0	0.6	0.0	0.0	0.9	0.2	0.5	0.0	0.5	0.0	0.5	0.0	0.0	0.8	0.6	0.0	0.2	0.0	0.4	0.2	2.1	12.6		
Lap 5	81	31	78	36	3	41	98	52	127	55	130	43	65	27	35	18	51	66	131	71	11	73	12	19	25	72	90	104	50	45	61	56			
	0.1	0.1	0.5	0.0	0.0	2.7	0.1	0.0	0.4	0.0	0.1	0.3	0.4	0.0	0.4	0.6	0.0	0.5	0.3	0.3	0.0	1.2	0.0	0.4	0.7	0.2	0.0	0.1	0.2	0.1	3.0	12.8			
Lap 6	81	78	31	3	41	36	127	98	52	43	55	130	27	35	65	18	51	66	131	11	71	12	73	19	90	72	104	25	45	<del>50</del>	61	56			
	0.0	0.3	0.0	0.2	0.1	3.0	0.2	0.4	0.2	0.1	0.2	0.1	0.0	0.0	0.5	0.3	0.1	0.6	0.3	0.6	1.1	0.3	0.3	0.7	0.0	0.3	0.5	0.1	0.1	3.5	12.8				
Lap 7	78	81	3	31	41	36	127	98	52	43	35	55	65	27	51	130	18	66	131	11	71	12	73	19	90	72	104	25	45	61	56				
	0.3	0.1	0.2	0.0	0.1	4.0	0.0	0.1	0.0	0.2	0.3	0.1	0.3	0.0	0.3	0.0	0.1	0.3	0.0	0.0	1.2	0.9	0.2	0.5	0.7	0.3	0.3	0.1	0.3	4.7	12.3				

Timekeeper 

Race Director 





## X30 JUNIOR

### Qualifying Heat D-E Analysis

For information purposes. No official / regulatory value

Laps	Sector 1	Sector 2	Sector 3	Lap Time	Spd	Laps	Sector 1	Sector 2	Sector 3	Lap Time	Spd	Laps	Sector 1	Sector 2	Sector 3	Lap Time	Spd
<b>No.3 BUCKLEY Tadhg</b>						<b>No.25 GRABKO Deven</b>						<b>No.41 DE RAEDEMAEKER Stig</b>					
1	23.163	24.241	21.411	1:08.815	123	1	24.512	25.171	22.000	1:11.683	121	1	23.406	24.400	21.429	1:09.235	119
2	20.816	23.349	21.253	1:05.418	121	2	22.457	24.968	21.591	1:09.016	121	2	20.987	23.432	21.172	1:05.591	124
3	20.976	23.736	21.066	1:05.778	121	3	21.102	23.878	21.560	1:06.540	123	3	20.983	23.817	21.164	1:05.964	122
4	20.828	23.240	21.090	1:05.158	121	4	21.020	23.600	21.235	1:05.855	121	4	20.914	23.418	21.054	1:05.386	122
5	21.009	23.713	21.070	1:05.792	125	5	20.939	23.630	21.475	1:06.044	117	5	20.720	23.599	21.037	1:05.356	125
6	20.565	23.053	21.002	1:04.620	123	6	21.681	23.746	21.364	1:06.791	118	6	20.587	23.203	21.059	1:04.849	121
7	21.167	23.453	21.156	1:05.776	119	7	20.925	23.488	21.268	1:05.681	120	7	21.048	23.582	21.125	1:05.755	117
<b>No.11 HOLMES Adam</b>						<b>No.27 DA SILVA Gustavo</b>						<b>No.43 CLANCY Conor</b>					
1	24.930	24.964	22.009	1:11.903	121	1	23.210	24.908	21.526	1:09.644	121	1	24.367	24.961	22.220	1:11.548	119
2	21.779	24.369	21.405	1:07.553	121	2	21.589	24.328	21.777	1:07.694	116	2	21.171	23.674	21.294	1:06.139	123
3	21.031	23.387	21.367	1:05.785	118	3	21.935	23.621	21.316	1:06.872	122	3	21.180	23.326	21.241	1:05.747	122
4	20.843	23.293	21.439	1:05.575	120	4	21.019	23.484	21.409	1:05.912	124	4	20.850	23.220	21.053	1:05.123	125
5	20.925	23.193	21.125	1:05.243	121	5	20.933	23.304	21.257	1:05.494	122	5	20.826	23.455	21.111	1:05.392	123
6	20.738	23.127	21.240	1:05.105	118	6	20.609	23.254	21.254	1:05.117	122	6	20.904	23.280	21.175	1:05.359	119
7	20.804	23.220	21.175	1:05.199	120	7	21.601	23.438	21.444	1:06.483	115	7	21.343	23.324	21.342	1:06.009	119
<b>No.12 GARROW Conrad</b>						<b>No.31 ISLIN Lewis</b>						<b>No.45 TEIXEIRA Gabriela</b>					
1	24.768	24.986	22.126	1:11.880	120	1	22.968	23.878	21.474	1:08.320	118	1	24.757	25.171	22.806	1:12.734	112
2	22.324	24.609	21.609	1:08.542	120	2	21.008	23.423	21.260	1:05.691	121	2	21.929	24.454	21.733	1:08.116	118
3	20.962	23.580	21.565	1:06.107	116	3	21.047	23.263	21.254	1:05.564	121	3	21.161	23.774	21.668	1:06.603	118
4	21.000	23.355	21.422	1:05.777	116	4	20.705	23.228	21.280	1:05.213	120	4	20.977	23.882	21.394	1:06.253	119
5	20.873	23.534	21.223	1:05.630	121	5	20.818	23.315	21.217	1:05.350	118	5	20.906	23.534	21.378	1:05.818	120
6	20.796	23.270	21.493	1:05.559	114	6	20.993	23.172	21.220	1:05.385	118	6	21.029	23.678	21.373	1:06.080	120
7	20.933	23.309	21.423	1:05.665	116	7	21.327	23.488	21.243	1:06.058	117	7	20.967	23.502	21.367	1:05.836	118
<b>No.18 GALIMBERTI Andrea</b>						<b>No.35 LINES Finlay</b>						<b>No.50 LOPES Afonso</b>					
1	24.071	24.874	22.344	1:11.289	121	1	23.582	25.620	22.628	1:11.830	121	1	24.576	25.008	22.080	1:11.664	121
2	20.857	23.881	21.437	1:06.175	123	2	21.305	23.793	21.338	1:06.436	122	2	21.906	24.206	21.822	1:07.934	117
3	21.465	23.388	21.324	1:06.177	120	3	21.194	23.541	21.240	1:05.975	122	3	21.538	23.772	21.493	1:06.803	119
4	20.740	23.446	21.234	1:05.420	119	4	20.736	23.496	21.199	1:05.431	123	4	21.110	23.640	21.461	1:06.211	117
5	21.325	23.388	21.300	1:06.013	119	5	20.948	23.351	21.190	1:05.489	122	5	21.232	24.318	21.330	1:06.880	119
6	20.843	23.261	21.271	1:05.375	119	6	20.670	23.246	21.201	1:05.117	122	6	21.269	23.710	21.402	1:06.381	119
7	20.996	23.468	21.658	1:06.122	116	7	20.991	23.419	21.229	1:05.639	117						
<b>No.19 NÖLKEN Noah</b>						<b>No.36 KRASAUSKAS Elvis</b>						<b>No.51 MC LOUGHLIN Jack</b>					
1	24.580	24.956	22.023	1:11.559	123	1	22.423	23.841	21.607	1:07.871	114	1	24.267	24.940	22.507	1:11.714	120
2	21.584	23.665	21.742	1:06.991	118	2	21.176	23.796	21.294	1:06.266	119	2	21.650	23.681	21.256	1:06.587	122
3	21.021	23.562	21.455	1:06.038	119	3	21.498	23.622	21.191	1:06.311	118	3	21.451	23.748	21.318	1:06.517	121
4	21.077	23.553	21.570	1:06.200	117	4	21.132	23.273	21.036	1:05.441	120	4	21.060	23.394	21.196	1:05.650	120
5	21.667	23.891	21.495	1:07.053	118	5	20.823	23.411	21.199	1:05.433	118	5	20.804	23.310	21.318	1:05.432	118
6	20.941	23.501	21.403	1:05.845	117	6	20.839	23.277	21.037	1:05.153	122	6	20.704	23.170	21.239	1:05.113	119
7	20.885	23.357	21.470	1:05.712	116	7	20.814	23.776	21.157	1:05.747	119	7	20.731	23.460	21.218	1:05.409	118

Timekeeper  Race Director 







## X30 JUNIOR

### Qualifying Heat D-E Analysis

For information purposes. No official / regulatory value

Laps	Sector 1	Sector 2	Sector 3	Lap Time	Spd	Laps	Sector 1	Sector 2	Sector 3	Lap Time	Spd	Laps	Sector 1	Sector 2	Sector 3	Lap Time	Spd
<b>No.52 VAN LEEUWEN Quinten</b>						<b>No.66 KARAGIANNIS Nikolaos</b>						<b>No.81 MALIK Nilas</b>					
1	23.245	25.162	21.550	1:09.957	121	1	24.184	24.957	22.120	1:11.261	117	1	22.812	23.838	21.583	1:08.233	117
2	21.197	23.794	21.642	1:06.633	121	2	21.010	23.985	21.489	1:06.484	121	2	21.043	23.441	21.237	1:05.721	121
3	21.226	23.459	21.381	1:06.066	116	3	21.896	23.572	21.369	1:06.837	121	3	21.031	23.589	21.168	1:05.788	122
4	21.319	23.454	21.356	1:06.129	116	4	21.263	23.274	21.281	1:05.818	117	4	20.919	23.187	21.111	1:05.217	120
5	20.856	23.247	21.268	1:05.371	118	5	21.150	23.319	21.229	1:05.698	121	5	20.689	23.198	21.223	1:05.110	115
6	21.304	23.188	21.289	1:05.781	117	6	20.876	23.148	21.141	1:05.165	121	6	20.850	23.204	21.147	1:05.201	120
7	21.447	23.360	21.425	1:06.232	116	7	21.029	23.414	21.305	1:05.748	119	7	21.140	23.687	21.223	1:06.050	116
<b>No.55 YUILL Max</b>						<b>No.71 FAHRUDDIN Zarief Rayqal</b>						<b>No.90 KOLARI Uuno</b>					
1	23.306	24.745	21.495	1:09.546	122	1	23.753	25.155	22.007	1:10.915	114	1	25.010	25.157	21.877	1:12.044	121
2	21.252	24.012	21.503	1:06.767	121	2	21.355	23.955	21.536	1:06.846	117	2	21.902	25.275	21.391	1:08.568	123
3	21.696	23.490	21.294	1:06.480	120	3	21.745	23.668	21.444	1:06.857	121	3	21.075	24.126	21.502	1:06.703	120
4	20.885	23.737	21.209	1:05.831	122	4	21.573	23.587	21.445	1:06.605	118	4	20.805	23.769	21.286	1:05.860	119
5	21.054	23.624	21.139	1:05.817	122	5	21.229	23.381	21.306	1:05.916	120	5	20.907	23.901	21.180	1:05.988	120
6	20.971	23.519	21.168	1:05.658	121	6	20.980	23.341	21.442	1:05.763	116	6	20.863	23.335	21.391	1:05.589	117
7	21.449	23.750	21.277	1:06.476	119	7	20.907	23.413	21.493	1:05.813	115	7	20.853	23.417	21.403	1:05.673	116
<b>No.56 FAYE LUND Christian</b>						<b>No.72 MACEDO Antonio</b>						<b>No.98 PATEL Maayan</b>					
1	24.708	25.358	22.377	1:12.443	117	1	24.620	25.834	21.985	1:12.439	117	1	23.301	24.653	21.613	1:09.567	121
2	22.712	36.243	21.952	1:20.907	114	2	21.264	24.711	21.614	1:07.589	123	2	21.259	23.989	21.294	1:06.542	122
3	21.619	24.133	21.666	1:07.418	114	3	21.057	23.913	21.397	1:06.367	122	3	21.262	23.546	21.184	1:05.992	121
4	21.461	24.001	21.713	1:07.175	115	4	21.163	23.633	21.405	1:06.201	120	4	20.855	23.426	21.274	1:05.555	117
5	21.501	23.855	21.595	1:06.951	114	5	21.153	23.579	21.256	1:05.988	120	5	20.887	23.445	21.385	1:05.717	116
6	21.497	23.834	21.467	1:06.798	114	6	21.002	23.508	21.232	1:05.742	121	6	21.061	23.273	21.201	1:05.535	119
7	21.346	23.511	21.452	1:06.309	114	7	20.951	23.624	21.365	1:05.940	118	7	21.131	23.927	21.464	1:06.522	114
<b>No.61 PINTO Bernardo</b>						<b>No.73 REDONDO DE BLAS Carolina</b>						<b>No.104 REIJS Felipe</b>					
1	24.407	25.096	22.493	1:11.996	117	1	23.104	27.138	21.978	1:12.220	119	1	30.091	25.033	22.033	1:17.157	116
2	22.606	24.953	21.846	1:09.405	116	2	21.811	23.775	21.559	1:07.145	119	2	21.253	23.819	21.474	1:06.546	120
3	21.427	23.912	21.711	1:07.050	116	3	21.051	23.712	21.480	1:06.243	119	3	20.987	23.448	21.387	1:05.822	120
4	21.239	23.748	21.685	1:06.672	115	4	21.295	23.647	21.484	1:06.426	118	4	20.722	23.461	21.299	1:05.482	120
5	21.267	23.690	21.824	1:06.781	115	5	21.505	23.667	21.353	1:06.525	120	5	20.687	23.730	21.290	1:05.707	122
6	21.263	23.711	21.753	1:06.727	113	6	21.093	23.450	21.440	1:05.983	118	6	21.105	23.404	21.283	1:05.792	120
7	21.383	23.665	21.827	1:06.875	112	7	20.897	23.336	21.286	1:05.519	119	7	20.789	23.867	21.349	1:06.005	119
<b>No.65 JERCAN Ioan Tudor</b>						<b>No.78 CRAIGIE Kenzo</b>						<b>No.127 MULDER Juste</b>					
1	23.760	24.834	21.727	1:10.321	118	1	22.481	23.894	21.488	1:07.863	119	1	23.039	25.551	21.459	1:10.049	121
2	21.510	23.688	21.606	1:06.804	118	2	21.184	23.452	21.425	1:06.061	115	2	20.889	23.914	21.933	1:06.736	116
3	21.314	23.436	21.275	1:06.025	119	3	20.866	23.329	21.366	1:05.561	115	3	21.799	23.390	21.129	1:06.318	123
4	20.754	23.666	21.423	1:05.843	120	4	21.522	23.291	21.143	1:05.956	120	4	20.683	23.549	21.112	1:05.344	122
5	21.437	23.299	21.132	1:05.868	121	5	20.959	23.185	21.061	1:05.205	119	5	20.901	23.147	21.053	1:05.101	118
6	20.878	23.355	21.530	1:05.763	122	6	20.757	23.080	21.086	1:04.923	120	6	20.770	23.087	21.219	1:05.076	116
7	21.230	23.509	21.242	1:05.981	118	7	21.104	23.323	21.260	1:05.687	114	7	21.445	23.924	21.389	1:06.758	116

Timekeeper  Race Director 



## X30 JUNIOR

### Qualifying Heat D-E Analysis

For information purposes. No official / regulatory value

Laps Sector 1 Sector 2 Sector 3 Lap Time Spd

#### No.130 WOODWARD Ethan

















1	23.988	24.837	21.926	1:10.751	117
2	21.066	23.454	21.411	1:05.931	118
3	21.398	23.554	21.136	1:06.088	121
4	20.969	23.499	21.331	1:05.799	124
5	20.743	23.498	21.081	1:05.322	122
6	21.110	23.468	21.313	1:05.891	119
7	22.207	23.519	21.288	1:07.014	117

#### No.131 EL BOUZAKHI Mohamed

1	24.414	25.016	22.041	1:11.471	119
2	21.590	23.647	21.324	1:06.561	119
3	21.505	23.661	21.360	1:06.526	119
4	21.439	23.619	21.324	1:06.382	120
5	20.934	23.231	21.302	1:05.467	116
6	20.825	23.108	21.285	1:05.218	116
7	20.873	23.274	21.299	1:05.446	117

Timekeeper 

Race Director 


33 <sup>th</sup>	<b>61</b>	<b>PINTO Bernardo</b> TONY KART		<b>17</b>	<b>56</b>	<b>FAYE LUND Christian</b> KR		34 <sup>th</sup>
31 <sup>th</sup>	<b>19</b>	<b>NÖLKEN Noah</b> TONY		<b>16</b>	<b>77</b>	<b>PETR Sarkisyan</b> PANTANO		32 <sup>th</sup>
29 <sup>th</sup>	<b>45</b>	<b>TEIXEIRA Gabriela</b> KR		<b>15</b>	<b>72</b>	<b>MACEDO Antonio</b> KR		30 <sup>th</sup>
27 <sup>th</sup>	<b>90</b>	<b>KOLARI Uuno</b> LN		<b>14</b>	<b>11</b>	<b>HOLMES Adam</b> LN OTK		28 <sup>th</sup>
25 <sup>th</sup>	<b>12</b>	<b>GARROW Conrad</b> TONYKART		<b>13</b>	<b>50</b>	<b>LOPES Afonso</b> KART REPUBLIC		26 <sup>th</sup>
23 <sup>th</sup>	<b>18</b>	<b>GALIMBERTI Andrea</b> PANTANO		<b>12</b>	<b>131</b>	<b>EL BOUZAKHI Mohamed</b> TBC		24 <sup>th</sup>
21 <sup>th</sup>	<b>43</b>	<b>CLANCY Conor</b> KR		<b>11</b>	<b>51</b>	<b>MC LOUGHLIN Jack</b> TONY KART		22 <sup>th</sup>
19 <sup>th</sup>	<b>130</b>	<b>WOODWARD Ethan</b> TBC		<b>10</b>	<b>25</b>	<b>GRABKO Deven</b> ENERGY CORSE		20 <sup>th</sup>
17 <sup>th</sup>	<b>71</b>	<b>FAHRUDDIN Zariief Rayqal</b> FALCON		<b>9</b>	<b>66</b>	<b>KARAGIANNIS Nikolaos</b> TONYKART		18 <sup>th</sup>
15 <sup>th</sup>	<b>98</b>	<b>PATEL Maayan</b> CROC PROMOTION		<b>8</b>	<b>127</b>	<b>MULDER Juste</b> CROC PROMOTION		16 <sup>th</sup>
13 <sup>th</sup>	<b>65</b>	<b>JERCAN Ioan Tudor</b> TONY KART		<b>7</b>	<b>35</b>	<b>LINES Finlay</b> BIREL ART		14 <sup>th</sup>
11 <sup>th</sup>	<b>55</b>	<b>YUILL Max</b> GILLARD		<b>6</b>	<b>73</b>	<b>REDONDO DE BLAS Carolina</b> OTK		12 <sup>th</sup>
9 <sup>th</sup>	<b>3</b>	<b>BUCKLEY Tadgh</b> GILLARD		<b>5</b>	<b>31</b>	<b>ISLIN Lewis</b> CROC		10 <sup>th</sup>
7 <sup>th</sup>	<b>104</b>	<b>REIJS Felipe</b> KR		<b>4</b>	<b>27</b>	<b>DA SILVA Gustavo</b> BIREL ART RACING		8 <sup>th</sup>
5 <sup>th</sup>	<b>64</b>	<b>LANDSTRÖM Jonathan</b> ENERGY		<b>3</b>	<b>52</b>	<b>VAN LEEUWEN Quinten</b> FALCON		6 <sup>th</sup>
3 <sup>rd</sup>	<b>36</b>	<b>KRASAUSKAS Elvis</b> TONY KART		<b>2</b>	<b>81</b>	<b>MALIK Nilas</b> KR		4 <sup>th</sup>
1 <sup>st</sup>	<b>41</b>	<b>DE RAEDEMAEKER Stig</b> KOSMIC		<b>1</b>	<b>78</b>	<b>CRAIGIE Kenzo</b> KR		2 <sup>nd</sup>


POLE POSITION



Start : 29/11 - 11:15 7 Laps = 11.893 km

Steward #1 

Steward #2 

Steward #3 

IAME Warrior Final 2024: Zuera (ESP) 26/11 - 06/12/2024

Page 1 / 1

IAME Karting

Apex Timing GoRacing 

## X30 JUNIOR

### Qualifying Heat A-D Results

Document 58.1

Subject to scrutineering & sporting investigations

Rnk	No.	Competitor	Driver	D. Nat	Equipment	Laps	Gap	Interv.	Best lap	Penalty	Spd	Points
1	▲6	34	Scuderia Hagelen	HAGELN Devon	KOSMIC	7			1:05.029		123.3	0
2	▲3	5	FUSION MOTORSPORT	MAÑACH KLUSOWSKI Benjamin	KART REPUBLIC	7	0.402	0.402	1:04.740		124.4	2
3	▼2	16	VDK	PURCELL Evan	KR	7	0.556	0.154	1:04.739		121.4	3
4	▬	36	MOL RACING	KRASAUSKAS Elvis	TONY KART	7	0.801	0.245	1:05.019		122.3	4
5	▲8	22	MDC RACING	BROASCA Javier	KR	7	1.878	1.077	1:05.240		124.0	5
6	▼3	97	FORCE RACING FINLAND	SAKALA Otto	LN	7	1.936	0.058	1:04.848		122.9	6
7	▲8	63	PREMIUM KARTING	GOFF Lewis	OTK	7	2.155	0.219	1:04.921		123.8	7
8	▲2	3	MICK BARRETT RACING	BUCKLEY Tadgh	GILLARD	7	2.211	0.056	1:04.767		123.9	8
9	▼1	104	FUSION	REIJS Felipe	KR	7	2.317	0.106	1:04.984		122.9	9
10	▲9	24	MDL MOTORSPORT	BACHLER Jacob	KART REPUBLIC	7	3.198	0.881	1:05.155		125.3	10
11	▲9	130	BRIAN WOODWARD	WOODWARD Ethan	TBC	7	3.222	0.024	1:05.159		122.5	11
12	▲4	98	CROC PROMOTION	PATEL Maayan	CROC PROMOTION	7	3.381	0.159	1:05.102		123.7	12
13	▼4	89	TBKART RACING TEAM SRL	OLIVER SANCHEZ Daniel	TBKART	7	4.266	0.885	1:05.245		124.9	13
14	▼3	14	SPIRIT-KARTING.CH	LEHMANN Elias	LN	7	4.325	0.059	1:05.257		124.9	14
15	▲9	18	PANTANO RACING TEAM	GALIMBERTI Andrea	PANTANO	7	5.455	1.130	1:05.530		122.8	15
16	▲6	43	VICTORY LANE KARTING	CLANCY Conor	KR	7	7.313	1.858	1:05.594		122.7	16
17	▲1	71	DRM RACING TEAM	FAHRUDDIN Zarief Rayqal	FALCON	7	9.051	1.738	1:05.946		122.6	17
18	▲9	47	MOL RACING	MINCIUNA David	TONY KART	7	9.202	0.151	1:05.204		124.3	18
19	▼5	65	ZANCHI MOTORSPORT	JERCAN Ioan Tudor	TONY KART	7	9.701	0.499	1:05.511		123.6	19
20	▲1	20	FALCON RACING TEAM	PALM Hubertus	FALCON	7	9.993	0.292	1:05.813		120.7	20
21	▲4	101	FORCE RACING FINLAND	ALANKO Kimi	KOSMIC	7	12.332	2.339	1:05.631		122.0	21
22	▲6	90	FORCE RACING FINLAND	KOLARI Uuno	LN	7	12.386	0.054	1:05.702		122.6	22
23	▲8	80	VDK	MOHR Moritz	KR	7	13.550	1.164	1:06.117		122.0	23
24	▲9	99	BRENNAN TECH	ENGLISH Jamie	TONYKART	7	13.557	0.007	1:06.162		121.8	24
25	▲4	28	ZANCHI MOTORSPORT	ABELA Daniel	TONYKART	7	13.662	0.105	1:05.791		123.1	25
26	▲4	45	KR MOTORSPORT SRL	TEIXEIRA Gabriela	KR	7	14.731	1.069	1:05.852		122.6	26
27	▼15	55	MICK BARRETT RACING	YUILL Max	GILLARD	7	17.806	3.075	1:05.823		123.5	27
28	▼5	33	MDC RACING TEAM	SABIROV Amir	KR	7	17.882	0.076	1:05.584	+5.000	122.3	28
29	▼12	83	VDK	BARRY-BERG Marie	KR	7	19.026	1.144	1:05.540	+10.000	123.1	29
30	▼4	12	ECK MOTORSPORT	GARROW Conrad	TONYKART	7	19.583	0.557	1:05.517	+5.000	123.9	30
31	▲3	61	READYTORACE	PINTO Bernardo	TONY KART	7	20.664	1.081	1:06.175	+5.000	121.6	31
32	▲3	68	FALCON RACING TEAM	RIS Yves	FALCON	7	22.583	1.919	1:06.422	+5.000	119.8	32
33	▼1	19	DUTT MOTORSPORT BY FENSTER.COM	NÖLKEN Noah	TONY	7	23.067	0.484	1:06.310	+5.000	119.5	33
34	▼32	41	FUSION MOTORSPORT	DE RAEDEMAEKER Stig	KOSMIC	4	3 Laps	3 Laps	1:05.652	+5.000	124.8	34

No.33 SABIROV Amir : 5 sec time penalty for incorrectly installed Front Fairing or incorrect position of front fairing. According to Stewards' Decision No.101-33.

No.83 BARRY-BERG Marie : 5 sec time penalty for causing an incident (art. 2.24 CIK General Prescriptions). According to Stewards' Decision No.100.

No.83 BARRY-BERG Marie : 5 sec time penalty for incorrectly installed Front Fairing or incorrect position of front fairing. According to Stewards' Decision No.101-83.

No.12 GARROW Conrad : 5 sec time penalty for incorrectly installed Front Fairing or incorrect position of front fairing. According to Stewards' Decision No.101-12.

No.61 PINTO Bernardo : 5 sec time penalty for incorrectly installed Front Fairing or incorrect position of front fairing. According to Stewards' Decision No.101-61.

No.68 RIS Yves : 5 sec time penalty for incorrectly installed Front Fairing or incorrect position of front fairing. According to Stewards' Decision No.101-68.

Leaders : No.16 PURCELL Evan (1-2) / No.36 KRASAUSKAS Elvis (3-3) / No.34 HAGELN Devon (4-7)

Start Time : 28/11 - 13:40:15

Best lap : No.16 PURCELL Evan 1:04.739 94.48 kph

Weather : Overcast Air : 11°C Track : Dry

Event Record : No.16 PURCELL Evan 1:04.227 95.23 kph

Steward #1

Steward #2

Steward #3

IAME Warrior Final 2024: Zuera (ESP) 26/11 - 06/12/2024

Page 1 / 2

IAME Karting

Apex Timing GoRacing

## X30 JUNIOR

### Qualifying Heat A-D Lap Chart

For information purposes. No official / regulatory value

	1	2	3	4	5	6	7	8	9	10	11	12	13	14	15	16	17	18	19	20	21	22	23	24	25	26	27	28	29	30	31	32	33	34	35
Grid	16	41	97	36	5	<del>64</del>	34	104	89	3	14	55	22	65	63	98	83	71	24	130	20	43	33	18	101	12	47	90	28	45	80	19	99	61	68
Start	16	97	41	5	36	34	104	89	3	14	55	22	65	63	98	83	71	24	130	43	18	20	12	33	101	47	90	28	80	99	68	45	19	61	
Lap 1 Interval	16	5	36	34	97	89	22	3	14	63	104	83	24	98	130	71	18	65	55	43	41	47	12	20	101	99	33	28	80	61	90	45	68	19	
		0.3	0.1	0.1	0.3	0.0	0.1	1.0	0.1	0.0	0.3	0.2	0.0	0.2	0.2	0.0	0.1	0.0	0.1	0.1	0.6	0.7	0.5	0.0	0.1	0.0	0.0	0.0	0.0	0.0	0.0	0.2	3.4	0.0	
Lap 2	16	36	34	22	5	89	97	3	63	14	104	24	98	130	83	71	18	65	43	55	41	47	12	20	101	99	33	61	80	90	28	45	19	68	
		0.0	0.2	0.3	0.0	0.1	0.1	0.5	0.4	0.3	0.2	0.2	0.3	0.1	0.3	0.1	0.1	0.2	0.1	0.2	0.2	1.1	0.1	0.8	0.9	0.5	0.0	0.1	0.0	0.0	0.1	0.2	2.2	0.3	
Lap 3	36	34	22	5	16	97	3	104	63	89	14	24	98	130	18	83	71	43	41	55	65	12	47	20	101	33	99	80	90	28	45	61	19	68	
		0.0	0.4	0.1	0.1	0.7	0.0	0.7	0.1	0.1	0.1	0.0	0.1	0.2	0.9	0.2	0.1	0.0	0.0	0.7	0.0	0.3	0.0	1.0	1.6	0.7	0.1	0.2	0.1	0.8	0.2	1.0	0.1		
Lap 4	34	36	16	22	5	3	97	63	104	14	24	130	98	89	18	71	43	83	55	<del>41</del>	12	47	65	20	101	33	99	90	80	28	45	61	19	68	
		0.0	0.7	0.0	0.1	0.6	0.2	1.0	0.0	0.3	0.1	0.2	0.2	0.4	0.5	1.0	0.0	0.2	0.0	0.0	0.2	0.1	0.2	0.9	1.9	0.6	0.4	0.0	0.3	0.4	0.2	0.8	0.9	0.2	
Lap 5	34	36	16	5	22	3	97	63	104	130	24	98	14	89	18	43	71	65	83	20	47	12	33	101	90	99	80	28	45	61	19	68	55		
		0.0	0.6	0.1	0.4	0.0	0.3	1.1	0.1	0.8	0.0	0.0	0.2	0.3	0.8	1.8	0.7	0.4	0.1	0.1	0.3	2.4	0.0	0.0	0.0	0.6	0.0	0.0	0.3	1.3	1.3	0.0	1.6		
Lap 6	34	36	16	5	22	3	97	63	104	130	24	98	89	14	18	43	71	65	83	47	20	33	101	90	99	80	28	12	45	61	68	19	55		
		0.0	0.3	0.1	0.9	0.3	0.0	0.8	0.2	0.8	0.0	0.1	0.8	0.2	0.7	1.8	1.0	0.0	0.2	0.1	0.3	2.5	0.1	0.1	1.0	0.0	0.4	0.2	0.1	1.3	1.4	0.1	0.9		
Lap 7	34	5	16	36	22	97	63	3	104	24	130	98	89	14	18	43	83	71	47	65	20	101	90	33	80	99	28	12	45	61	68	55	19		
		0.4	0.1	0.2	1.0	0.0	0.2	0.0	0.1	0.8	0.0	0.1	0.8	0.0	1.1	1.8	1.7	0.0	0.1	0.4	0.2	2.3	0.0	0.4	0.6	0.0	0.1	0.9	0.1	0.9	1.9	0.2	0.2		

Timekeeper 


Race Director 

## X30 JUNIOR

### Qualifying Heat A-D Analysis

For information purposes. No official / regulatory value

Laps	Sector 1	Sector 2	Sector 3	Lap Time	Spd	Laps	Sector 1	Sector 2	Sector 3	Lap Time	Spd	Laps	Sector 1	Sector 2	Sector 3	Lap Time	Spd
<b>No.3 BUCKLEY Tadhg</b>						<b>No.18 GALIMBERTI Andrea</b>						<b>No.28 ABELA Daniel</b>					
1	23.081	24.767	21.511	1:09.359	118	1	23.947	24.530	21.956	1:10.433	122	1	25.142	25.534	22.096	1:12.772	119
2	20.854	23.392	21.214	1:05.460	119	2	21.130	23.615	21.533	1:06.278	122	2	22.596	24.318	21.575	1:08.489	120
3	20.723	23.884	21.258	1:05.865	122	3	21.112	23.358	21.477	1:05.947	117	3	21.834	24.409	21.599	1:07.842	117
4	20.646	23.235	21.109	1:04.990	120	4	20.971	23.344	21.385	1:05.700	119	4	20.998	23.469	21.348	1:05.815	119
5	20.624	23.166	20.977	1:04.767	123	5	20.789	23.211	21.530	1:05.530	118	5	20.981	23.615	21.195	1:05.791	123
6	20.650	23.708	21.175	1:05.533	121	6	20.916	23.314	21.414	1:05.644	118	6	21.072	24.092	21.317	1:06.481	119
7	20.664	24.064	21.786	1:06.514	120	7	20.884	23.287	21.464	1:05.635	117	7	21.140	23.502	21.182	1:05.824	119
<b>No.5 MAÑACH KLISOWSKI Benjamin</b>						<b>No.19 NÖLKEN Noah</b>						<b>No.33 SABIROV Amir</b>					
1	22.214	23.972	21.468	1:07.654	119	1	30.145	24.222	21.875	1:16.242	116	1	25.706	25.065	22.192	1:12.963	121
2	21.038	23.983	21.403	1:06.424	124	2	21.445	23.823	21.794	1:07.062	116	2	22.093	24.020	22.066	1:08.179	115
3	20.686	23.909	21.168	1:05.763	121	3	21.315	23.911	21.720	1:06.946	117	3	21.514	23.686	21.581	1:06.781	117
4	20.873	23.276	21.212	1:05.361	121	4	21.012	23.681	21.617	1:06.310	116	4	20.896	23.502	21.586	1:05.984	117
5	20.700	23.173	21.045	1:04.918	122	5	21.300	23.829	21.686	1:06.815	115	5	20.883	23.694	21.629	1:06.206	122
6	20.607	23.050	21.083	1:04.740	122	6	21.249	23.798	21.601	1:06.648	119	6	20.833	23.335	21.416	1:05.584	117
7	21.099	23.638	21.258	1:05.995	118	7	21.463	23.767	21.775	1:07.005	117	7	21.866	23.504	21.426	1:06.796	118
<b>No.12 GARROW Conrad</b>						<b>No.20 PALM Hubertus</b>						<b>No.34 HAGELEN Devon</b>					
1	25.167	24.869	22.603	1:12.639	117	1	25.357	24.932	22.459	1:12.748	119	1	22.292	24.080	21.489	1:07.861	123
2	21.158	23.558	21.453	1:06.169	119	2	21.660	23.655	21.612	1:06.927	117	2	20.979	23.571	21.173	1:05.723	121
3	20.856	23.425	21.236	1:05.517	123	3	20.988	23.448	21.423	1:05.859	118	3	20.911	23.450	21.146	1:05.507	121
4	20.883	23.504	21.274	1:05.661	121	4	20.918	23.456	21.439	1:05.813	117	4	20.654	23.206	21.264	1:05.124	121
5	24.348	24.058	21.654	1:10.060	115	5	21.274	23.400	21.324	1:05.998	120	5	20.590	23.163	21.276	1:05.029	118
6	21.989	24.273	21.349	1:07.611	121	6	21.228	23.359	21.273	1:05.860	120	6	20.626	23.155	21.290	1:05.071	119
7	21.052	23.937	21.551	1:06.540	117	7	21.226	23.649	21.588	1:06.463	119	7	21.341	23.455	21.284	1:06.080	116
<b>No.14 LEHMANN Elias</b>						<b>No.22 BROASCA Javier</b>						<b>No.36 KRASAUSKAS Elvis</b>					
1	22.945	24.772	21.737	1:09.454	124	1	22.751	24.070	21.335	1:08.156	124	1	22.429	23.847	21.467	1:07.743	122
2	21.122	23.633	21.350	1:06.105	120	2	20.749	23.597	21.216	1:05.562	121	2	20.831	23.464	21.311	1:05.606	121
3	21.059	23.845	21.326	1:06.230	124	3	20.833	23.542	21.248	1:05.623	119	3	21.090	23.381	21.234	1:05.705	121
4	20.959	23.304	21.291	1:05.554	120	4	20.755	23.356	21.330	1:05.441	117	4	20.885	23.246	21.103	1:05.234	121
5	21.253	23.316	21.285	1:05.854	121	5	21.047	23.284	21.147	1:05.478	119	5	20.720	23.171	21.137	1:05.028	121
6	21.037	23.597	21.482	1:06.116	119	6	20.786	23.189	21.265	1:05.240	118	6	20.700	23.121	21.198	1:05.019	115
7	20.671	23.261	21.325	1:05.257	119	7	20.973	23.952	21.601	1:06.526	117	7	21.462	24.021	21.396	1:06.879	120
<b>No.16 PURCELL Evan</b>						<b>No.24 BACHLER Jacob</b>						<b>No.41 DE RAEDEMAEKER Stig</b>					
1	21.775	24.031	21.639	1:07.445	116	1	23.605	24.562	21.684	1:09.851	123	1	25.440	25.023	21.712	1:12.175	120
2	21.011	23.596	21.372	1:05.979	117	2	20.985	23.556	21.368	1:05.909	121	2	21.020	23.713	21.426	1:06.159	122
3	21.276	24.238	21.210	1:06.724	121	3	20.670	23.850	21.263	1:05.783	125	3	20.999	23.537	21.116	1:05.652	121
4	20.573	23.306	21.167	1:05.046	117	4	21.042	23.443	21.122	1:05.607	123	4	22.019	23.393	21.241	1:06.653	124
5	20.739	23.072	21.107	1:04.918	120	5	20.688	23.332	21.425	1:05.445	123	<b>No.43 CLANCY Conor</b>					
6	20.526	23.049	21.164	1:04.739	120	6	20.742	23.301	21.112	1:05.155	123	1	24.287	24.751	21.769	1:10.807	122
7	21.252	23.744	21.281	1:06.277	121	7	20.879	23.199	21.308	1:05.386	117	2	21.445	23.601	21.267	1:06.313	121

Timekeeper  Race Director 





## X30 JUNIOR

### Qualifying Heat A-D Analysis

For information purposes. No official / regulatory value

Laps	Sector 1	Sector 2	Sector 3	Lap Time	Spd	Laps	Sector 1	Sector 2	Sector 3	Lap Time	Spd	Laps	Sector 1	Sector 2	Sector 3	Lap Time	Spd
3	21.283	23.436	21.333	1:06.052	117	3	20.746	24.339	21.165	1:06.250	121	3	21.645	23.463	21.394	1:06.502	118
4	21.629	23.475	21.193	1:06.297	120	4	20.844	23.336	21.235	1:05.415	118	4	21.728	23.529	21.556	1:06.813	118
5	21.498	23.439	21.367	1:06.304	116	5	20.549	23.131	21.241	1:04.921	118	5	22.435	23.730	21.305	1:07.470	119
6	20.943	23.349	21.369	1:05.661	115	6	20.655	23.158	21.219	1:05.032	118	6	20.935	23.366	21.239	1:05.540	117
7	20.968	23.264	21.362	1:05.594	116	7	20.792	23.169	21.567	1:05.528	120	7	21.452	23.291	21.250	1:05.993	114
<b>No.45 TEIXEIRA Gabriela</b>						<b>No.65 JERCAN Ioan Tudor</b>						<b>No.89 OLIVER SANCHEZ Daniel</b>					
1	25.259	25.585	21.948	1:12.792	120	1	24.452	24.680	21.875	1:11.007	123	1	22.712	24.074	21.415	1:08.201	124
2	22.202	24.432	21.702	1:08.336	118	2	21.269	23.650	21.468	1:06.387	120	2	20.970	23.679	21.299	1:05.948	123
3	21.675	24.477	21.670	1:07.822	119	3	21.474	24.016	21.551	1:07.041	121	3	20.862	25.337	21.399	1:07.598	123
4	20.967	23.532	21.353	1:05.852	120	4	21.748	23.408	21.230	1:06.386	120	4	21.473	23.873	21.290	1:06.636	121
5	20.865	23.617	21.445	1:05.927	119	5	21.843	23.389	21.358	1:06.590	118	5	20.739	23.263	21.243	1:05.245	122
6	20.902	24.136	21.396	1:06.434	122	6	20.816	23.282	21.413	1:05.511	116	6	20.598	23.567	21.334	1:05.499	119
7	20.996	23.936	21.625	1:06.557	116	7	21.809	23.698	21.373	1:06.880	118	7	20.739	23.367	21.369	1:05.475	119
<b>No.47 MINCIUNA David</b>						<b>No.68 RIS Yves</b>						<b>No.90 KOLARI Uuno</b>					
1	24.951	24.873	22.119	1:11.943	118	1	29.687	24.518	22.094	1:16.299	115	1	25.667	25.431	21.905	1:13.003	121
2	21.270	23.785	21.489	1:06.544	117	2	21.725	23.960	21.754	1:07.439	117	2	22.315	24.079	21.779	1:08.173	115
3	20.946	23.641	21.175	1:05.762	124	3	21.082	23.954	21.664	1:06.700	119	3	21.878	23.850	21.392	1:07.120	121
4	21.062	23.444	21.223	1:05.729	122	4	21.186	23.625	21.611	1:06.422	118	4	21.057	23.467	21.368	1:05.892	115
5	22.709	23.572	21.196	1:07.477	120	5	21.153	23.967	21.486	1:06.606	115	5	21.055	23.515	21.283	1:05.853	122
6	20.837	23.278	21.089	1:05.204	119	6	21.346	23.478	21.677	1:06.501	115	6	21.116	23.362	21.224	1:05.702	121
7	21.379	23.502	21.143	1:06.024	120	7	21.442	23.603	21.605	1:06.650	113	7	21.431	23.472	21.167	1:06.070	120
<b>No.55 YUILL Max</b>						<b>No.71 FAHRUDDIN Zarief Rayqal</b>						<b>No.97 SAKALA Otto</b>					
1	24.778	24.623	21.768	1:11.169	123	1	24.103	24.410	22.130	1:10.643	122	1	22.115	24.006	22.174	1:08.295	121
2	21.395	23.863	21.414	1:06.672	123	2	20.938	23.678	21.609	1:06.225	120	2	21.222	23.628	21.327	1:06.177	122
3	21.402	23.828	21.405	1:06.635	120	3	21.595	23.493	21.419	1:06.507	119	3	20.825	24.281	21.285	1:06.391	121
4	20.937	23.509	21.377	1:05.823	122	4	21.244	23.477	21.569	1:06.290	114	4	20.861	23.298	21.136	1:05.295	121
5	30.198	24.186	21.583	1:15.967	116	5	22.091	23.514	21.559	1:07.164	114	5	20.575	23.134	21.139	1:04.848	120
6	20.983	23.516	21.409	1:05.908	117	6	21.037	23.380	21.529	1:05.946	113	6	20.602	23.526	21.129	1:05.257	121
7	20.997	23.420	21.422	1:05.839	117	7	21.410	23.327	21.519	1:06.256	114	7	20.660	23.946	21.578	1:06.184	117
<b>No.61 PINTO Bernardo</b>						<b>No.80 MOHR Moritz</b>						<b>No.98 PATEL Maayan</b>					
1	24.790	25.426	21.936	1:12.152	121	1	25.022	24.963	22.706	1:12.691	118	1	23.979	24.373	21.901	1:10.253	122
2	22.150	24.096	21.869	1:08.115	117	2	22.358	24.031	21.848	1:08.237	118	2	20.902	23.764	21.328	1:05.994	121
3	21.950	24.658	21.970	1:08.578	119	3	21.797	23.734	21.496	1:07.027	119	3	20.916	23.447	21.231	1:05.594	123
4	21.050	23.709	21.672	1:06.431	117	4	21.136	23.746	21.470	1:06.352	119	4	20.854	23.840	21.130	1:05.824	122
5	21.205	23.626	21.633	1:06.464	116	5	21.318	23.535	21.346	1:06.199	122	5	20.630	23.220	21.252	1:05.102	121
6	21.192	23.605	21.584	1:06.381	116	6	21.135	23.620	21.407	1:06.162	120	6	20.758	23.315	21.131	1:05.204	123
7	21.139	23.516	21.520	1:06.175	115	7	20.736	23.917	21.464	1:06.117	114	7	20.927	23.435	21.089	1:05.451	119
<b>No.63 GOFF Lewis</b>						<b>No.83 BARRY-BERG Marie</b>						<b>No.99 ENGLISH Jamie</b>					
1	23.363	24.469	21.528	1:09.360	123	1	23.537	24.610	21.712	1:09.859	123	1	25.111	25.045	22.299	1:12.455	120
2	20.987	23.405	21.346	1:05.738	119	2	21.129	24.041	21.679	1:06.849	119	2	21.715	24.419	22.067	1:08.201	117

Timekeeper  Race Director 



## X30 JUNIOR

### Qualifying Heat A-D Analysis

For information purposes. No official / regulatory value

Laps	Sector 1	Sector 2	Sector 3	Lap Time	Spd
3	21.704	23.785	21.518	1:07.007	118
4	21.047	23.663	21.542	1:06.252	116
5	21.536	23.513	21.413	1:06.462	121
6	21.103	23.588	21.471	1:06.162	120
7	20.707	23.763	21.709	1:06.179	113

#### No.101 ALANKO Kimi

1	24.584	25.475	22.721	1:12.780	120
2	22.018	24.002	21.721	1:07.741	117
3	21.173	23.746	21.633	1:06.552	116
4	21.144	23.512	21.471	1:06.127	116
5	21.147	24.175	21.587	1:06.909	121
6	20.986	23.386	21.259	1:05.631	119
7	21.277	23.430	21.436	1:06.143	116

#### No.104 REIJS Felipe

1	22.844	25.339	21.802	1:09.985	121
2	21.006	23.518	21.368	1:05.892	122
3	20.753	23.498	21.320	1:05.571	119
4	20.839	23.618	21.206	1:05.663	122
5	20.632	23.200	21.152	1:04.984	122
6	20.650	23.287	21.194	1:05.131	121
7	20.703	23.201	21.526	1:05.430	115

#### No.130 WOODWARD Ethan

1	23.804	24.379	22.002	1:10.185	122
2	20.881	23.704	21.327	1:05.912	122
3	20.931	23.423	21.348	1:05.702	122
4	20.704	23.456	21.222	1:05.382	122
5	20.670	23.243	21.246	1:05.159	119
6	20.647	23.264	21.272	1:05.183	118
7	21.029	23.264	21.173	1:05.466	119

Timekeeper 

Race Director 



35 <sup>th</sup>	<b>68</b>	RIS Yves FALCON		<b>18</b>				
33 <sup>th</sup>	<b>99</b>	ENGLISH Jamie TONYKART		<b>17</b>	<b>61</b>	PINTO Bernardo TONY KART		34 <sup>th</sup>
31 <sup>th</sup>	<b>80</b>	MOHR Moritz KR		<b>16</b>	<b>19</b>	NÖLKEN Noah TONY		32 <sup>th</sup>
29 <sup>th</sup>	<b>28</b>	ABELA Daniel TONYKART		<b>15</b>	<b>45</b>	TEIXEIRA Gabriela KR		30 <sup>th</sup>
27 <sup>th</sup>	<b>47</b>	MINCIUNA David TONY KART		<b>14</b>	<b>90</b>	KOLARI Uuno LN		28 <sup>th</sup>
25 <sup>th</sup>	<b>101</b>	ALANKO Kimi KOSMIC		<b>13</b>	<b>12</b>	GARROW Conrad TONYKART		26 <sup>th</sup>
23 <sup>th</sup>	<b>33</b>	SABIROV Amir KR		<b>12</b>	<b>18</b>	GALIMBERTI Andrea PANTANO		24 <sup>th</sup>
21 <sup>th</sup>	<b>20</b>	PALM Hubertus FALCON		<b>11</b>	<b>43</b>	CLANCY Conor KR		22 <sup>th</sup>
19 <sup>th</sup>	<b>24</b>	BACHLER Jacob KART REPUBLIC		<b>10</b>	<b>130</b>	WOODWARD Ethan TBC		20 <sup>th</sup>
17 <sup>th</sup>	<b>83</b>	BARRY-BERG Marie KR		<b>9</b>	<b>71</b>	FAHRUDDIN Zariief Rayqal FALCON		18 <sup>th</sup>
15 <sup>th</sup>	<b>63</b>	GOFF Lewis OTK		<b>8</b>	<b>98</b>	PATEL Maayan CROC PROMOTION		16 <sup>th</sup>
13 <sup>th</sup>	<b>22</b>	BROASCA Javier KR		<b>7</b>	<b>65</b>	JERCAN Ioan Tudor TONY KART		14 <sup>th</sup>
11 <sup>th</sup>	<b>14</b>	LEHMANN Elias LN		<b>6</b>	<b>55</b>	YUILL Max GILLARD		12 <sup>th</sup>
9 <sup>th</sup>	<b>89</b>	OLIVER SANCHEZ Daniel TBKART		<b>5</b>	<b>3</b>	BUCKLEY Tadgh GILLARD		10 <sup>th</sup>
7 <sup>th</sup>	<b>34</b>	HAGELEN Devon KOSMIC		<b>4</b>	<b>104</b>	REIJS Felipe KR		8 <sup>th</sup>
5 <sup>th</sup>	<b>5</b>	MAÑACH KLISOWSKI Benjamin KART REPUBLIC		<b>3</b>	<b>64</b>	LANDSTRÖM Jonathan ENERGY		6 <sup>th</sup>
3 <sup>rd</sup>	<b>97</b>	SAKALA Otto LN		<b>2</b>	<b>36</b>	KRASAUSKAS Elvis TONY KART		4 <sup>th</sup>
1 <sup>st</sup>	<b>16</b>	PURCELL Evan KR		<b>1</b>	<b>41</b>	DE RAEDEMAEKER Stig KOSMIC		2 <sup>nd</sup>

POLE POSITION



Start : 28/11 - 11:25 7 Laps = 11.893 km

Timekeeper

Race Director

IAME Warrior Final 2024: Zuera (ESP) 26/11 - 06/12/2024

Page 1 / 1

IAME Karting

Apex Timing GoRacing

## X30 JUNIOR

### Qualifying Heat C-E Results

Document 57.1

Subject to scrutineering & sporting investigations

Rnk	No.	Competitor	Driver	D. Nat	Equipment	Laps	Gap	Interv.	Best lap	Penalty	Spd	Points
1	▲1	78	VICTORYLANE KARTING	CRAIGIE Kenzo	KR	7			1:05.235		125.6	0
2	▲7	23	RSD RACING	SENNA Meunier	LN	7	0.162	0.162	1:05.358		122.7	2
3	▲10	15	MICK BARRETT RACING	EDGAR Jorge	GILLARD	7	0.849	0.687	1:05.707		124.7	3
4	▲2	52	FALCON RACING TEAM	VAN LEEUWEN Quinten	FALCON	7	0.923	0.074	1:05.573		124.0	4
5	▲2	59	DMS	KELLEHER Daniel	KR	7	0.987	0.064	1:06.024		121.8	5
6	▲5	84	JJ RACING	DETROJA Jagrat	KR	7	2.437	1.450	1:05.607		121.7	6
7	▼6	57	BMR	OWEN Archie	KR	7	2.506	0.069	1:06.233		123.6	7
8	▲9	106	FUSION MOTORSPORT	HELDER Jorn	OTK	7	2.994	0.488	1:05.258		124.6	8
9	▼6	44	BIREL ART RACING	GARCIA DIAZ Nicolas	BIREL ART RACING	7	3.069	0.075	1:05.883		125.4	9
10	▲11	92	SG DRIVERS	GUYONNET Vivien	REDSPEED	7	3.750	0.681	1:05.145		124.0	10
11	▲18	9	ZANCHI MOTORSPORT	NIKISHOV Nikita	OTK	7	3.875	0.125	1:04.983		125.1	11
12	▲4	127	CROC PROMOTION	MULDER Juste	CROC PROMOTION	7	4.498	0.623	1:05.050		125.9	12
13	▲6	4	FUSION MOTORSPORT	CRANHAM Riley	KART REPUBLIC	7	5.167	0.669	1:05.090		124.2	13
14	▲8	51	BRENNAN TECH	MC LOUGHLIN Jack	TONY KART	7	5.238	0.071	1:05.678		124.6	14
15	▼1	35	BIREL ART RACING	LINES Finlay	BIREL ART	7	5.370	0.132	1:05.374		121.6	15
16	▲14	72	Bruno Macedo	MACEDO Antonio	KR	7	7.388	2.018	1:06.003		123.6	16
17	▲10	100	TBKART RACING TEAM SRL	PERUCCIO Matteo	TBKART	7	7.540	0.152	1:06.150		123.7	17
18	▼10	27	BIREL ART RACING	DA SILVA Gustavo	BIREL ART RACING	7	7.673	0.133	1:06.139		124.2	18
19	▲9	11	MDL MOTORSPORT	HOLMES Adam	LN OTK	7	7.816	0.143	1:05.407		122.0	19
20	▼5	17	VICTORY LANE	REILLY Scott	KART REPUBLIC	7	7.986	0.170	1:05.446	+5.000	121.8	20
21	▲12	37	PREMIUM KARTING	WING THUNG Katrina Ee	LANDO NORRIS	7	8.327	0.341	1:05.782		120.8	21
22	▲1	30	MDC RACING TEAM	GALE Toby	KR	7	9.154	0.827	1:05.513	+5.000	125.0	22
23	▼13	31	CROC PROMOTION	ISLIN Lewis	CROC	7	9.719	0.565	1:05.578	+5.000	125.0	23
24	▼20	81	VICTORYLANE KARTING	MALIK Nilas	KR	7	11.092	1.373	1:05.222		123.1	24
25	▼7	66	ZANCHI MOTORSPORT	KARAGIANNIS Nikolaos	TONYKART	7	11.626	0.534	1:05.434		121.7	25
26	▲8	56	VDK RACING	FAYE LUND Christian	KR	7	12.608	0.982	1:06.379		119.7	26
27	▼3	131	Barbier Racing	EL BOUZAKHI Mohamed	TBC	7	12.738	0.130	1:05.685	+5.000	121.6	27
28	▼23	75	AUTO CLUB RC2 VALLES	PIÑERA RUSIÑOL Aleix	OTK	7	13.956	1.218	1:05.923	+10.000	123.6	28
29	▼3	50	KR MOTORSPORT SRL	LOPES Afonso	KART REPUBLIC	7	14.916	0.960	1:05.944	+5.000	121.1	29
30	▲1	103	DMS	JOHNSTON Evan	KR	7	14.987	0.071	1:05.918	+5.000	121.6	30
31	▲1	77	PANTANO RACING TEAM	PETR Sarkisyan	PANTANO	7	40.574	25.587	1:08.857	+5.000	118.5	31
32	▼20	73	AUTO CLUB RC2 VALLÈS	REDONDO DE BLAS Carolina	OTK	7	45.559	4.985	1:06.020		120.9	32
33	▼8	128	GM FUEL	DEL PORTILLO HUMANES Jaime	CRG	5	2 Laps	2 Laps	1:07.551	+5.000	122.8	33
34	▼14	25	AD MOTORSPORT	GRABKO Deven	ENERGY CORSE	1	6 Laps	4 Laps	1:12.973	+5.000	120.4	34

No.17 REILLY Scott : 5 sec time penalty for incorrectly installed Front Fairing or incorrect position of front fairing. According to Stewards' Decision No.97-17.

No.30 GALE Toby : 5 sec time penalty for incorrectly installed Front Fairing or incorrect position of front fairing. According to Stewards' Decision No.97-30.

No.31 ISLIN Lewis : 5 sec time penalty for incorrectly installed Front Fairing or incorrect position of front fairing. According to Stewards' Decision No.97-31.

No.131 EL BOUZAKHI Mohamed : 5 sec time penalty for incorrectly installed Front Fairing or incorrect position of front fairing. According to Stewards' Decision No.97-131.

Leaders : No.57 OWEN Archie (1-2) / No.59 KELLEHER Daniel (3-3) / No.78 CRAIGIE Kenzo (4-7)

Start Time : 28/11 - 13:06:28

Best lap : No.9 NIKISHOV Nikita 1:04.983 94.12 kph

Weather : Overcast Air : 11°C Track : Dry

Event Record : No.16 PURCELL Evan 1:04.227 95.23 kph

No.50 04:12 Lap 3

Steward #1

Steward #2

Steward #3

IAME Warrior Final 2024: Zuera (ESP) 26/11 - 06/12/2024

Page 1 / 2

IAME Karting

Apex Timing GoRacing

## X30 JUNIOR

### Qualifying Heat C-E Lap Chart

For information purposes. No official / regulatory value

	1	2	3	4	5	6	7	8	9	10	11	12	13	14	15	16	17	18	19	20	21	22	23	24	25	26	27	28	29	30	31	32	33	34	
Grid	57	78	44	81	75	52	59	27	23	31	84	73	15	35	17	127	106	66	4	25	92	51	30	131	128	50	100	11	9	72	103	77	37	56	
Start	57	44	78	75	81	59	52	23	27	84	31	15	73	35	127	17	106	66	4	92	30	25	128	51	9	100	131	50	11	103	37	72	56	77	
Lap 1 Interval	57	59	44	23	75	78	81	15	84	4	52	17	27	106	92	31	9	30	127	73	35	51	100	11	128	50	72	131	<del>25</del>	103	37	77	56	66	
		0.5	0.5	0.0	0.2	0.0	0.1	0.1	0.9	0.0	0.1	0.1	0.7	0.1	0.0	0.0	0.0	0.1	0.1	0.0	0.3	0.0	0.1	0.2	0.2	0.0	0.1	0.2	0.1	0.1	0.0	0.2	0.4	0.2	5.2
Lap 2	57	59	44	23	78	15	4	75	52	17	84	106	9	27	92	31	30	127	51	35	100	72	50	11	131	37	103	56	81	66	77	73	128		
		0.1	0.2	0.0	0.8	0.4	0.0	0.1	0.2	0.6	0.2	1.2	0.6	0.0	0.0	0.0	0.1	0.1	0.0	0.4	0.1	0.3	0.5	0.3	0.3	0.9	0.3	0.9	2.7	0.3	4.5	25.9	12.0		
Lap 3	59	23	57	44	78	4	15	75	52	17	84	106	9	92	31	30	51	127	27	35	100	72	11	50	131	37	103	56	81	66	77	73	128		
		0.0	0.2	0.0	0.0	1.0	0.3	0.1	0.1	0.3	0.4	1.0	0.3	0.2	0.9	0.1	0.3	0.4	0.0	0.0	0.2	0.0	1.1	0.0	0.0	1.1	0.4	1.3	2.0	0.1	9.4	22.4	13.3		
Lap 4	78	23	59	44	4	57	15	52	17	84	75	106	9	92	31	30	127	51	35	27	100	72	131	11	50	37	103	56	66	81	77	73	128		
		0.0	0.0	0.2	0.3	0.0	0.9	0.2	0.5	0.0	0.3	0.1	0.0	0.4	1.3	0.0	0.3	0.2	0.1	0.7	0.3	0.0	1.0	0.7	0.3	0.0	0.4	2.0	1.3	0.3	13.1	19.0	14.9		
Lap 5	78	23	59	44	15	52	17	84	57	106	75	9	92	30	31	127	35	51	72	100	27	4	131	11	37	50	103	56	66	81	77	73	<del>128</del>		
		0.2	0.3	0.1	0.5	0.0	0.3	0.2	0.1	0.9	0.9	0.1	0.1	0.4	0.5	0.2	0.1	0.0	0.8	0.1	0.1	0.0	0.3	0.6	0.8	0.3	0.1	2.5	0.6	0.0	16.9	15.9	16.2		
Lap 6	78	23	59	44	15	52	84	17	106	57	92	9	75	30	127	31	35	51	4	72	100	131	27	11	37	50	103	81	56	66	77	73			
		0.3	0.1	0.2	0.0	0.2	0.4	0.0	0.3	0.0	1.4	0.0	0.2	0.1	0.3	0.3	0.4	0.1	0.5	0.7	0.0	0.3	0.0	0.0	1.2	0.4	0.1	2.7	0.2	0.1	20.5	12.6			
Lap 7	78	23	15	52	59	84	57	17	106	44	92	9	75	30	127	31	4	51	35	72	100	27	131	11	37	50	103	81	66	56	77	73			
		0.1	0.6	0.0	0.0	1.4	0.0	0.4	0.0	0.0	0.6	0.1	0.0	0.1	0.3	0.2	0.4	0.0	0.1	2.0	0.1	0.1	0.0	0.0	0.5	1.5	0.0	1.1	0.5	0.9	22.9	9.9			

Timekeeper 

Race Director 

## X30 JUNIOR

### Qualifying Heat C-E Analysis

For information purposes. No official / regulatory value

Laps	Sector 1	Sector 2	Sector 3	Lap Time	Spd
<b>No.4 CRANHAM Riley</b>					
1	23.085	25.057	21.702	1:09.844	122
2	20.902	23.466	21.289	1:05.657	124
3	20.878	23.578	21.244	1:05.700	118
4	20.748	23.215	21.422	1:05.385	123
5	21.388	30.007	21.115	1:12.510	124
6	20.789	23.161	21.140	1:05.090	120
7	20.593	23.165	21.405	1:05.163	120
<b>No.9 NIKISHOV Nikita</b>					
1	23.518	25.355	21.833	1:10.706	125
2	21.794	24.103	21.538	1:07.435	120
3	20.688	23.510	21.302	1:05.500	119
4	20.704	23.192	21.087	1:04.983	124
5	21.275	24.603	21.291	1:07.169	121
6	21.238	23.319	21.152	1:05.709	122
7	21.160	23.555	21.394	1:06.109	121
<b>No.11 HOLMES Adam</b>					
1	24.070	25.433	22.119	1:11.622	122
2	22.342	24.845	21.526	1:08.713	119
3	20.944	24.031	21.632	1:06.607	119
4	21.519	23.825	21.459	1:06.803	117
5	20.914	23.320	21.267	1:05.501	118
6	20.786	23.241	21.380	1:05.407	115
7	21.371	23.640	21.525	1:06.536	117
<b>No.15 EDGAR Jorge</b>					
1	22.986	24.777	21.427	1:09.190	124
2	21.581	23.637	21.401	1:06.619	122
3	20.841	24.016	21.246	1:06.103	121
4	21.019	23.710	21.304	1:06.033	120
5	20.658	23.914	21.291	1:05.863	122
6	20.640	24.089	21.150	1:05.879	121
7	20.944	23.261	21.502	1:05.707	118
<b>No.17 REILLY Scott</b>					
1	23.346	25.279	21.597	1:10.222	121
2	21.113	23.849	21.406	1:06.368	118
3	20.973	23.416	21.338	1:05.727	119
4	20.729	23.952	21.498	1:06.179	118
5	20.775	23.462	21.209	1:05.446	120
6	20.748	23.946	21.540	1:06.234	120
7	21.248	23.901	21.964	1:07.113	118

Laps	Sector 1	Sector 2	Sector 3	Lap Time	Spd
<b>No.23 SENNA Meunier</b>					
1	22.889	24.253	21.550	1:08.692	122
2	21.035	23.500	21.341	1:05.876	123
3	21.033	23.425	21.293	1:05.751	120
4	21.100	23.609	21.390	1:06.099	122
5	21.490	23.609	21.346	1:06.445	119
6	21.448	23.793	21.378	1:06.619	116
7	20.920	23.244	21.194	1:05.358	120
<b>No.25 GRABKO Devan</b>					
1	25.556	25.354	22.063	1:12.973	120
<b>No.27 DA SILVA Gustavo</b>					
1	23.722	25.495	22.107	1:11.324	116
2	22.001	24.064	21.740	1:07.805	120
3	21.310	24.577	21.658	1:07.545	117
4	21.198	23.468	21.473	1:06.139	117
5	21.787	23.660	21.268	1:06.715	124
6	21.101	23.664	21.618	1:06.383	118
7	21.163	23.652	21.620	1:06.435	116
<b>No.30 GALE Toby</b>					
1	23.509	25.725	21.841	1:11.075	124
2	22.227	24.058	21.386	1:07.671	122
3	21.252	23.925	21.262	1:06.439	121
4	20.904	23.377	21.232	1:05.513	120
5	21.110	23.578	21.211	1:05.899	120
6	20.852	23.561	21.125	1:05.538	123
7	21.328	23.529	21.137	1:05.994	121
<b>No.31 ISLIN Lewis</b>					
1	24.029	25.567	21.923	1:11.519	125
2	22.145	24.088	21.446	1:07.679	122
3	21.175	23.916	21.401	1:06.492	118
4	20.959	23.287	21.332	1:05.578	121
5	21.246	23.866	21.370	1:06.482	119
6	21.055	23.472	21.196	1:05.723	121
7	20.803	23.776	21.272	1:05.851	122
<b>No.35 LINES Finlay</b>					
1	24.197	25.842	21.980	1:12.019	119
2	22.320	24.050	21.494	1:07.864	119
3	20.988	24.017	21.579	1:06.584	121
4	20.794	23.398	21.182	1:05.374	122
5	20.751	24.060	21.360	1:06.171	122

Laps	Sector 1	Sector 2	Sector 3	Lap Time	Spd
6	20.979	23.480	21.254	1:05.713	120
7	20.593	23.684	21.794	1:06.071	119
<b>No.37 WING THUNG Katrina Ee</b>					
1	25.060	25.740	21.816	1:12.616	120
2	21.555	25.686	21.660	1:08.901	117
3	21.166	23.894	21.434	1:06.494	118
4	20.986	23.711	21.317	1:06.014	118
5	21.028	23.540	21.375	1:05.943	118
6	20.939	23.531	21.370	1:05.840	117
7	20.967	23.481	21.334	1:05.782	118
<b>No.44 GARCIA DIAZ Nicolas</b>					
1	22.613	24.455	21.744	1:08.812	118
2	20.880	23.572	21.431	1:05.883	122
3	21.438	23.467	21.224	1:06.129	125
4	21.307	23.449	21.310	1:06.066	121
5	21.526	23.884	21.228	1:06.638	122
6	21.164	24.002	21.298	1:06.464	117
7	22.433	23.845	21.661	1:07.939	122
<b>No.50 LOPES Afonso</b>					
1	24.124	25.736	22.113	1:11.973	121
2	22.042	24.377	21.697	1:08.116	117
3	21.213	24.032	21.781	1:07.026	116
4	21.500	24.107	21.515	1:07.122	118
5	21.178	23.675	21.453	1:06.306	118
6	20.955	23.619	21.370	1:05.944	118
7	21.190	24.002	21.742	1:06.934	115
<b>No.51 MC LOUGHLIN Jack</b>					
1	23.877	25.663	21.985	1:11.525	121
2	21.923	23.996	21.337	1:07.256	124
3	21.143	23.972	21.445	1:06.560	119
4	20.814	23.400	21.464	1:05.678	121
5	21.010	24.064	21.370	1:06.444	123
6	20.989	23.509	21.254	1:05.752	122
7	20.699	23.526	21.579	1:05.804	119
<b>No.52 VAN LEEUWEN Quinten</b>					
1	23.496	25.352	21.692	1:10.540	121
2	20.958	23.525	21.357	1:05.840	121
3	20.814	23.855	21.296	1:05.965	124
4	20.983	23.659	21.367	1:06.009	120
5	20.725	23.710	21.260	1:05.695	123

Timekeeper

Race Director

IAME Warrior Final 2024: Zuera (ESP) 26/11 - 06/12/2024



IAME Karting

## X30 JUNIOR

### Qualifying Heat C-E Analysis

For information purposes. No official / regulatory value

Laps	Sector 1	Sector 2	Sector 3	Lap Time	Spd	Laps	Sector 1	Sector 2	Sector 3	Lap Time	Spd	Laps	Sector 1	Sector 2	Sector 3	Lap Time	Spd
6	<b>20.715</b>	24.060	<b>21.256</b>	1:06.031	120	6	21.256	<b>23.554</b>	21.402	1:06.212	121	6	<b>20.804</b>	<b>23.316</b>	21.313	<b>1:05.433</b>	116
7	20.811	<b>23.323</b>	21.439	<b>1:05.573</b>	114	7	21.101	23.795	21.713	1:06.609	114	7	20.818	<b>23.159</b>	<b>21.245</b>	<b>1:05.222</b>	118
<b>No.56 FAYE LUND Christian</b>						<b>No.73 REDONDO DE BLAS Carolina</b>						<b>No.84 DETROJA Jagrat</b>					
1	<b>24.689</b>	<b>25.915</b>	<b>22.324</b>	<b>1:12.928</b>	<b>119</b>	1	<b>24.407</b>	<b>25.646</b>	<b>21.987</b>	<b>1:12.040</b>	<b>120</b>	1	<b>23.426</b>	<b>25.051</b>	<b>21.735</b>	<b>1:10.212</b>	<b>121</b>
2	<b>21.570</b>	26.164	<b>21.822</b>	<b>1:09.556</b>	117	2	<b>22.895</b>	1:00.056	22.679	1:45.630	113	2	<b>21.311</b>	<b>24.135</b>	<b>21.528</b>	<b>1:06.974</b>	118
3	<b>21.287</b>	<b>23.910</b>	<b>21.769</b>	<b>1:06.966</b>	116	3	<b>21.610</b>	<b>24.025</b>	<b>21.839</b>	<b>1:07.474</b>	114	3	<b>20.931</b>	<b>23.512</b>	<b>21.404</b>	<b>1:05.847</b>	118
4	<b>21.203</b>	<b>23.859</b>	<b>21.678</b>	<b>1:06.740</b>	116	4	<b>21.203</b>	<b>23.608</b>	<b>21.640</b>	<b>1:06.451</b>	115	4	<b>20.871</b>	<b>23.481</b>	21.502	1:05.854	120
5	21.208	<b>23.674</b>	<b>21.560</b>	<b>1:06.442</b>	116	5	<b>21.161</b>	<b>23.555</b>	<b>21.537</b>	<b>1:06.253</b>	115	5	<b>20.816</b>	23.502	<b>21.289</b>	<b>1:05.607</b>	120
6	21.227	<b>23.549</b>	21.603	<b>1:06.379</b>	119	6	<b>21.096</b>	<b>23.451</b>	<b>21.473</b>	<b>1:06.020</b>	115	6	20.837	23.699	21.391	1:05.927	117
7	<b>21.175</b>	23.603	21.749	1:06.527	116	7	21.157	<b>23.450</b>	21.600	1:06.207	114	7	21.224	23.892	21.506	1:06.622	116
<b>No.57 OWEN Archie</b>						<b>No.75 PIÑERA RUSIÑOL Aleix</b>						<b>No.92 GUYONNET Vivien</b>					
1	<b>22.092</b>	<b>24.054</b>	<b>21.703</b>	<b>1:07.849</b>	116	1	<b>22.916</b>	<b>24.494</b>	<b>21.693</b>	<b>1:09.103</b>	<b>123</b>	1	<b>23.417</b>	<b>25.354</b>	<b>22.188</b>	<b>1:10.959</b>	122
2	<b>21.202</b>	<b>23.723</b>	<b>21.521</b>	<b>1:06.446</b>	116	2	<b>21.604</b>	<b>23.853</b>	<b>21.658</b>	<b>1:07.115</b>	123	2	<b>21.998</b>	<b>24.149</b>	<b>21.512</b>	<b>1:07.659</b>	118
3	21.780	<b>23.470</b>	<b>21.285</b>	1:06.535	121	3	<b>20.851</b>	23.967	<b>21.270</b>	<b>1:06.088</b>	123	3	<b>20.994</b>	<b>23.383</b>	<b>21.290</b>	<b>1:05.667</b>	121
4	21.536	<b>23.379</b>	21.639	1:06.554	<b>123</b>	4	20.960	24.135	22.068	1:07.163	120	4	<b>20.610</b>	<b>23.271</b>	<b>21.264</b>	<b>1:05.145</b>	120
5	21.288	24.946	21.327	1:07.561	121	5	21.822	24.099	21.320	1:07.241	118	5	21.047	24.526	21.266	1:06.839	<b>124</b>
6	<b>20.810</b>	23.739	21.703	<b>1:06.252</b>	121	6	21.402	<b>23.587</b>	<b>21.130</b>	1:06.119	121	6	21.019	<b>23.271</b>	<b>21.259</b>	1:05.549	118
7	21.002	23.868	21.363	<b>1:06.233</b>	121	7	21.126	<b>23.424</b>	21.373	<b>1:05.923</b>	118	7	21.138	23.546	21.359	1:06.043	119
<b>No.59 KELLEHER Daniel</b>						<b>No.77 PETR Sarkisyan</b>						<b>No.100 PERUCCIO Matteo</b>					
1	<b>22.589</b>	<b>24.016</b>	<b>21.574</b>	<b>1:08.179</b>	117	1	<b>24.829</b>	<b>25.484</b>	<b>22.344</b>	<b>1:12.657</b>	<b>118</b>	1	<b>24.088</b>	<b>25.431</b>	<b>22.125</b>	<b>1:11.644</b>	121
2	<b>21.097</b>	<b>23.648</b>	<b>21.374</b>	<b>1:06.119</b>	119	2	<b>21.459</b>	31.853	24.096	1:17.408	108	2	<b>22.309</b>	<b>23.945</b>	<b>21.429</b>	<b>1:07.683</b>	122
3	<b>20.982</b>	<b>23.618</b>	21.424	<b>1:06.024</b>	119	3	23.053	<b>25.156</b>	22.781	<b>1:10.990</b>	109	3	<b>21.060</b>	<b>23.920</b>	21.693	<b>1:06.673</b>	121
4	21.333	23.710	<b>21.177</b>	1:06.220	<b>121</b>	4	22.590	<b>24.778</b>	22.533	<b>1:09.901</b>	109	4	21.202	<b>23.501</b>	21.485	<b>1:06.188</b>	<b>123</b>
5	21.657	23.671	21.424	1:06.752	118	5	22.295	<b>24.621</b>	22.422	<b>1:09.338</b>	109	5	<b>21.023</b>	23.789	<b>21.362</b>	<b>1:06.174</b>	121
6	21.185	23.899	21.269	1:06.353	118	6	22.299	24.634	22.388	<b>1:09.321</b>	109	6	<b>20.944</b>	23.605	21.601	<b>1:06.150</b>	122
7	21.429	<b>23.346</b>	21.302	1:06.077	118	7	22.148	<b>24.442</b>	<b>22.267</b>	<b>1:08.857</b>	110	7	21.129	23.828	21.752	1:06.709	118
<b>No.66 KARAGIANNIS Nikolaos</b>						<b>No.78 CRAIGIE Kenzo</b>						<b>No.103 JOHNSTON Evan</b>					
1	<b>32.175</b>	<b>25.169</b>	<b>22.125</b>	<b>1:19.469</b>	115	1	<b>23.182</b>	<b>24.353</b>	<b>21.679</b>	<b>1:09.214</b>	123	1	<b>24.559</b>	<b>25.320</b>	<b>22.625</b>	<b>1:12.504</b>	119
2	<b>21.461</b>	<b>24.312</b>	<b>21.605</b>	<b>1:07.378</b>	118	2	<b>21.488</b>	<b>23.526</b>	<b>21.408</b>	<b>1:06.422</b>	117	2	<b>21.902</b>	25.694	<b>21.895</b>	<b>1:09.491</b>	117
3	<b>21.042</b>	<b>23.589</b>	<b>21.433</b>	<b>1:06.064</b>	121	3	<b>20.882</b>	<b>23.284</b>	<b>21.069</b>	<b>1:05.235</b>	<b>125</b>	3	<b>21.156</b>	<b>23.755</b>	<b>21.623</b>	<b>1:06.534</b>	119
4	<b>20.954</b>	<b>23.393</b>	21.539	<b>1:05.886</b>	117	4	21.081	23.351	21.237	1:05.669	122	4	<b>21.028</b>	<b>23.523</b>	<b>21.476</b>	<b>1:06.027</b>	118
5	20.964	23.463	<b>21.374</b>	<b>1:05.801</b>	117	5	21.472	23.474	21.339	1:06.285	116	5	<b>21.026</b>	23.555	<b>21.421</b>	<b>1:06.002</b>	120
6	21.128	<b>23.273</b>	21.419	1:05.820	<b>121</b>	6	21.573	23.580	21.358	1:06.511	116	6	<b>20.919</b>	23.571	21.428	<b>1:05.918</b>	<b>121</b>
7	<b>20.795</b>	<b>23.273</b>	<b>21.366</b>	<b>1:05.434</b>	119	7	20.916	23.288	21.313	1:05.517	115	7	21.044	24.094	21.741	1:06.879	115
<b>No.72 MACEDO Antonio</b>						<b>No.81 MALIK Nilas</b>						<b>No.106 HELDER Jorn</b>					
1	<b>24.590</b>	<b>25.200</b>	<b>22.078</b>	<b>1:11.868</b>	120	1	<b>23.390</b>	<b>24.299</b>	<b>21.616</b>	<b>1:09.305</b>	<b>123</b>	1	<b>23.685</b>	<b>25.383</b>	<b>21.968</b>	<b>1:11.036</b>	123
2	<b>21.640</b>	<b>24.104</b>	<b>21.555</b>	<b>1:07.299</b>	119	2	<b>21.436</b>	34.512	21.858	1:17.806	116	2	<b>21.780</b>	<b>23.785</b>	<b>21.439</b>	<b>1:07.004</b>	118
3	<b>21.065</b>	<b>23.728</b>	21.582	<b>1:06.375</b>	<b>123</b>	3	<b>21.140</b>	<b>23.636</b>	<b>21.486</b>	<b>1:06.262</b>	117	3	<b>20.941</b>	<b>23.399</b>	<b>21.375</b>	<b>1:05.715</b>	118
4	21.163	<b>23.623</b>	<b>21.371</b>	<b>1:06.157</b>	123	4	21.143	23.644	21.530	1:06.317	120	4	<b>20.807</b>	<b>23.291</b>	<b>21.220</b>	<b>1:05.318</b>	<b>124</b>
5	<b>20.872</b>	23.675	21.456	<b>1:06.003</b>	118	5	<b>20.922</b>	<b>23.335</b>	<b>21.282</b>	<b>1:05.539</b>	122	5	21.254	23.558	21.312	1:06.124	119

Timekeeper  Race Director 

## X30 JUNIOR

### Qualifying Heat C-E Analysis

For information purposes. No official / regulatory value

Laps	Sector 1	Sector 2	Sector 3	Lap Time	Spd
6	20.830	<b>23.212</b>	<b>21.216</b>	<b>1:05.258</b>	122
7	21.186	23.862	21.734	1:06.782	118

#### No.127 MULDER Juste

1	<b>24.221</b>	<b>25.452</b>	<b>21.805</b>	<b>1:11.478</b>	<b>125</b>
2	<b>22.246</b>	<b>24.127</b>	<b>21.396</b>	<b>1:07.769</b>	123
3	<b>21.296</b>	24.324	21.436	<b>1:07.056</b>	120
4	<b>20.604</b>	<b>23.265</b>	<b>21.181</b>	<b>1:05.050</b>	120
5	21.057	24.053	21.268	1:06.378	121
6	20.716	23.326	<b>21.103</b>	1:05.145	121
7	21.010	23.757	21.179	1:05.946	121

#### No.128 DEL PORTILLO HUMANES Jaime

1	<b>24.230</b>	<b>25.723</b>	<b>22.255</b>	<b>1:12.208</b>	<b>122</b>
2	<b>22.231</b>	1:11.395	23.243	1:56.869	111
3	<b>22.228</b>	<b>24.508</b>	<b>22.075</b>	<b>1:08.811</b>	112
4	<b>21.792</b>	<b>24.256</b>	<b>21.973</b>	<b>1:08.021</b>	113
5	<b>21.755</b>	<b>23.934</b>	<b>21.862</b>	<b>1:07.551</b>	113

#### No.131 EL BOUZAKHI Mohamed

1	<b>24.573</b>	<b>25.814</b>	<b>22.024</b>	<b>1:12.411</b>	<b>121</b>
2	<b>21.833</b>	<b>24.972</b>	<b>21.659</b>	<b>1:08.464</b>	118
3	<b>21.031</b>	<b>23.719</b>	<b>21.556</b>	<b>1:06.306</b>	118
4	<b>20.960</b>	<b>23.526</b>	<b>21.470</b>	<b>1:05.956</b>	115
5	20.979	<b>23.406</b>	<b>21.300</b>	<b>1:05.685</b>	119
6	<b>20.876</b>	23.629	21.407	1:05.912	117
7	21.338	23.643	21.573	1:06.554	118

Timekeeper

Race Director

IAME Warrior Final 2024: Zuera (ESP) 26/11 - 06/12/2024

Page 3 / 3

IAME Karting

Apex Timing GoRacing **APEX**



33 <sup>th</sup>	<b>37</b>	WING THUNG Katrina Ee LANDO NORRIS		<b>17</b>	<b>56</b>	FAYE LUND Christian KR		34 <sup>th</sup>
31 <sup>th</sup>	<b>103</b>	JOHNSTON Evan KR		<b>16</b>	<b>77</b>	PETR Sarkisyan PANTANO		32 <sup>th</sup>
29 <sup>th</sup>	<b>9</b>	NIKISHOV Nikita OTK		<b>15</b>	<b>72</b>	MACEDO Antonio KR		30 <sup>th</sup>
27 <sup>th</sup>	<b>100</b>	PERUCCIO Matteo TBKART		<b>14</b>	<b>11</b>	HOLMES Adam LN OTK		28 <sup>th</sup>
25 <sup>th</sup>	<b>128</b>	DEL PORTILLO HUMANES Jaime CRG		<b>13</b>	<b>50</b>	LOPES Afonso KART REPUBLIC		26 <sup>th</sup>
23 <sup>th</sup>	<b>30</b>	GALE Toby KR		<b>12</b>	<b>131</b>	EL BOUZAKHI Mohamed TBC		24 <sup>th</sup>
21 <sup>th</sup>	<b>92</b>	GUYONNET Vivien REDSPEED		<b>11</b>	<b>51</b>	MC LOUGHLIN Jack TONY KART		22 <sup>th</sup>
19 <sup>th</sup>	<b>4</b>	CRANHAM Riley KART REPUBLIC		<b>10</b>	<b>25</b>	GRABKO Deven ENERGY CORSE		20 <sup>th</sup>
17 <sup>th</sup>	<b>106</b>	HELDER Jorn OTK		<b>9</b>	<b>66</b>	KARAGIANNIS Nikolaos TONYKART		18 <sup>th</sup>
15 <sup>th</sup>	<b>17</b>	REILLY Scott KART REPUBLIC		<b>8</b>	<b>127</b>	MULDER Juste CROC PROMOTION		16 <sup>th</sup>
13 <sup>th</sup>	<b>15</b>	EDGAR Jorge GILLARD		<b>7</b>	<b>35</b>	LINES Finlay BIREL ART		14 <sup>th</sup>
11 <sup>th</sup>	<b>84</b>	DETROJA Jagrat KR		<b>6</b>	<b>73</b>	REDONDO DE BLAS Carolina OTK		12 <sup>th</sup>
9 <sup>th</sup>	<b>23</b>	SENNA Meunier LN		<b>5</b>	<b>31</b>	ISLIN Lewis CROC		10 <sup>th</sup>
7 <sup>th</sup>	<b>59</b>	KELLEHER Daniel KR		<b>4</b>	<b>27</b>	DA SILVA Gustavo BIREL ART RACING		8 <sup>th</sup>
5 <sup>th</sup>	<b>75</b>	PIÑERA RUSIÑOL Aleix OTK		<b>3</b>	<b>52</b>	VAN LEEUWEN Quinten FALCON		6 <sup>th</sup>
3 <sup>rd</sup>	<b>44</b>	GARCIA DIAZ Nicolas BIREL ART RACING		<b>2</b>	<b>81</b>	MALIK Nilas KR		4 <sup>th</sup>
1 <sup>st</sup>	<b>57</b>	OWEN Archie KR		<b>1</b>	<b>78</b>	CRAIGIE Kenzo KR		2 <sup>nd</sup>

POLE POSITION



Start : 28/11 - 11:05 7 Laps = 11.893 km

Timekeeper

Race Director

IAME Warrior Final 2024: Zuera (ESP) 26/11 - 06/12/2024

Page 1 / 1

IAME Karting

Apex Timing GoRacing

## X30 JUNIOR

### Qualifying Heat B-F Results

Document 56.1

Subject to scrutineering & sporting investigations

Rnk	No.	Competitor	Driver	D. Nat	Equipment	Laps	Gap	Interv.	Best lap	Penalty	Spd	Points
1	▲3	1	FUSION MOTORSPORT	MACKIE Harrison		KART REPUBLIC	7		1:05.260		123.8	0
2	▼1	42	MDC RACING	MOTA MOTA Daniel		KR	7	0.053	1:05.114		123.2	2
3	▼1	32	MICK BARRETT RACING	SHARP Aston		GILLARD	7	1.728	1:05.037		123.9	3
4	▲3	91	DREAM RACING	BONHOMME Lucas		KOSMIC	7	2.816	1:05.598		124.8	4
5	▲11	2	JAMIE GREEN RACING	GREEN Zac		KART REPUBLIC	7	3.880	1:05.398		125.5	5
6	▲5	10	SPIRIT-KARTING.CH	ALLEMANN Dan		LN	7	4.159	1:05.232		124.9	6
7	▼1	46	BMR	WOOLLEY Samuel		KR	7	5.355	1:05.615		121.6	7
8	▲13	86	DREAM RACING	PRUDENT Maxime		KOSMIC	7	5.405	1:05.196		123.7	8
9	≡	70	AUTO CLUB RC2 VALLES	PIÑERA RUSIÑOL Roc		OTK	7	6.244	1:05.431		125.0	9
10	≡	26	LKM RACING	GENOLET Alexis		DAP	7	6.609	1:05.701		122.4	10
11	▲3	105	CLUBKALIKART	BAUTISTA DELICH Jose		KALIKART	7	6.838	1:05.527		123.4	11
12	▼4	87	TBKART RACING TEAM SRL	MELIS Matteo		TBKART	7	6.921	1:05.431	+5.000	123.9	12
13	▲20	88	VDK RACING	HERMAN Gilles		KR	7	7.488	1:05.383		122.8	13
14	▼11	199	RSD RACING	DE DONCKER Arthur		KOSMIC	7	7.777	1:05.435	+5.000	123.6	14
15	▲7	95	ECK MOTORSPORT	VARGAS Gustavo		TONY KART	7	7.830	1:05.563		121.8	15
16	▲12	53	TEAM ASKELAND MOTORSPORT	ASKELAND Joachim		KART REPUBLIK	7	10.129	1:05.870		124.2	16
17	▲10	102	ZANCHI MOTORSPORT	KAMAL Rafael		TONY KART	7	10.627	1:05.985		122.4	17
18	▲1	93	MEN	KREEFT Didier		KR	7	10.986	1:05.364	+5.000	123.7	18
19	▼6	96	FALCON	VAN SCHEIJNDEL Bink		FALCON	7	11.184	1:05.876		124.0	19
20	▼3	58	ECK MOTORSPORT	MARTINEZ Raul Luis		OTK TONYKART	7	11.300	1:05.352	+5.000	123.6	20
21	▲3	49	FUSION MOTORSPORT	PERUZZI Leonidas		KR	7	11.926	1:05.926		122.8	21
22	▲3	85	SIM-ON	ERBERSDOBLER Lias		KOSMIC	7	12.028	1:05.525		119.8	22
23	▼5	48	KALI KART BY JORGE PESCADOR	MIFSUD Dario Joey		KALI KART	7	12.492	1:05.811	+5.000	121.8	23
24	▼4	129	VDK RACING	SILKUNAITA Vanessa		KR	7	13.059	1:06.395		122.7	24
25	▼2	74	TALVAR RACING	KARI Mikael		TONY KART	7	13.252	1:05.649		123.0	25
26	▲4	69	AD MOTORSPORT	OLERT Max		ENERGY CORSE	7	13.296	1:05.863		121.2	26
27	▲5	21	VDK	RODRIGUES Jan		ALONSO KART	7	13.414	1:05.784		122.6	27
28	▲3	76	FUSION MOTORSPORT	HARTE Makayla		KART REPUBLIC	7	13.785	1:06.101		121.0	28
29	▼24	79	AUTO CLUB RC2 VALLÈS	RANA Yug		OTK	7	13.960	1:05.845	+5.000	124.9	29
30	▼15	60	EB-SPORTPROMOTION	BERND Emilio		KART REPUBLIC	7	15.749	1:05.461	+5.000	124.2	30
31	▲3	39	MEGAKART DZ	SRYER AISSA Danyl		SODI	7	16.676	1:06.303		117.7	31
32	▲3	54	PAROLIN SPAIN	GJERDE Adrian		PAROLIN	7	20.538	1:06.474		115.8	32
33	▼7	38	DREAM RACING	HIGGINS Kaiden		KOSMIC	7	24.263	1:05.535	+10.000	121.7	33
34	▼5	40	DREAM RACING	ANJAIMAN Janna		KOSMIC	7	31.857	1:06.548	+5.000	121.0	34
35	▼23	29	AXION RACING	MARTINEZ Alex		KR	0	7 Laps	7 Laps			35

No.87 MELIS Matteo : 5 sec time penalty for incorrectly installed Front Fairing or incorrect position of front fairing. According to Stewards' Decision No.96-87.

No.199 DE DONCKER Arthur : 5 sec time penalty for incorrectly installed Front Fairing or incorrect position of front fairing. According to Stewards' Decision No.96-199.

Leaders : No.42 MOTA MOTA Daniel (1-3) / No.1 MACKIE Harrison (4-7)

Start Time : 28/11 - 12:54:25

Best lap : No.32 SHARP Aston 1:05.037 94.04 kph

Weather : Overcast Air : 11°C Track : Dry

Event Record : No.16 PURCELL Evan 1:04.227 95.23 kph

No.38 INVEST 03:05 Lap 2

Steward #1

Steward #2

Steward #3

IAME Warrior Final 2024: Zuera (ESP) 26/11 - 06/12/2024

Page 1 / 2

IAME Karting

Apex Timing GoRacing





# X30 JUNIOR

## Qualifying Heat B-F Lap Chart

For information purposes. No official / regulatory value

	1	2	3	4	5	6	7	8	9	10	11	12	13	14	15	16	17	18	19	20	21	22	23	24	25	26	27	28	29	30	31	32	33	34	35
Grid	42	32	199	1	79	46	91	87	70	26	10	<del>29</del>	96	105	60	2	58	48	93	129	86	95	74	49	85	38	102	53	40	69	76	21	88	39	54
Start	42	32	199	1	79	46	91	87	70	26	10	96	105	2	60	58	48	93	86	74	85	129	102	95	49	38	40	76	53	88	69	21	54	39	
Lap 1 Interval	42	32	199	1	91	46	26	87	70	79	10	2	105	58	96	86	93	95	48	53	49	129	74	40	88	76	60	102	69	85	21	38	39	54	
		0.2	0.1	0.0	0.0	0.4	0.3	0.0	0.5	0.7	0.0	0.6	0.0	0.0	0.2	0.2	0.0	0.7	0.1	0.2	0.4	0.1	0.0	0.3	0.0	0.0	0.2	0.0	0.0	1.3	1.2	0.0	1.7	2.4	
Lap 2	42	199	1	91	32	87	46	26	10	70	2	79	58	105	86	93	48	95	49	53	74	88	96	129	60	102	69	76	85	40	38	21	39	54	
		0.1	0.4	0.1	0.5	0.1	0.5	0.0	0.3	0.0	0.0	0.6	0.3	0.3	0.1	0.7	0.8	0.4	0.4	0.0	0.0	0.0	0.1	0.0	0.9	0.0	0.2	0.2	0.4	0.2	0.0	1.0	1.8	2.5	
Lap 3	42	1	199	91	87	32	46	10	2	26	70	86	58	105	79	93	48	95	88	49	74	53	129	96	102	60	85	69	76	21	38	39	54	40	
		0.2	0.1	0.0	0.6	0.0	0.5	0.2	0.0	0.4	0.0	1.2	0.0	0.2	0.1	0.7	1.1	0.5	0.4	0.2	0.1	0.1	0.2	0.0	0.3	0.9	0.7	0.1	0.0	1.3	1.4	0.4	2.8	6.0	
Lap 4	1	199	42	32	91	87	46	2	10	70	26	86	58	105	79	93	48	95	88	74	49	53	96	102	129	60	85	69	76	21	38	39	54	40	
		0.2	0.1	0.2	0.1	0.1	1.2	0.0	0.1	0.0	0.2	0.6	0.1	0.6	0.1	0.2	1.6	0.7	0.0	0.1	0.2	0.1	0.2	0.5	0.5	0.0	1.5	0.4	0.2	0.5	1.4	0.7	3.2	5.9	
Lap 5	1	42	91	32	87	199	2	46	10	70	86	93	105	58	79	26	48	88	95	49	74	53	96	102	60	129	85	69	76	21	38	39	54	40	
		0.6	0.4	0.2	0.0	0.2	2.3	0.1	0.0	0.0	0.0	0.6	0.2	0.1	0.0	0.3	1.0	0.6	0.0	1.0	0.0	0.1	0.0	0.2	0.0	0.9	0.6	0.9	0.5	0.0	1.5	1.1	3.4	6.2	
Lap 6	1	42	32	91	199	87	2	10	46	86	93	70	58	26	105	48	95	88	79	53	102	60	96	49	85	74	129	69	76	21	38	39	54	40	
		0.4	1.1	0.0	0.3	0.3	1.9	0.4	0.2	0.0	0.1	0.3	0.3	0.2	0.9	0.2	0.5	0.0	0.8	1.1	0.4	0.1	0.5	0.7	0.4	0.0	0.0	0.0	0.7	0.0	1.3	1.5	3.7	6.1	
Lap 7	1	42	32	87	199	91	2	10	46	86	93	70	58	26	105	88	48	95	79	53	102	60	96	49	85	129	74	69	21	76	38	39	54	40	
		0.0	1.6	0.1	0.8	0.0	1.0	0.2	1.1	0.0	0.5	0.2	0.0	0.3	0.2	0.6	0.0	0.3	1.1	1.1	0.4	0.1	0.4	0.7	0.1	1.0	0.1	0.0	0.1	0.3	0.4	2.4	3.8	6.3	

Timekeeper

Race Director

IAME Warrior Final 2024: Zuera (ESP) 26/11 - 06/12/2024

IAME Karting

Apex Timing GoRacing





## X30 JUNIOR

### Qualifying Heat B-F Analysis

For information purposes. No official / regulatory value

Laps	Sector 1	Sector 2	Sector 3	Lap Time	Spd	Laps	Sector 1	Sector 2	Sector 3	Lap Time	Spd	Laps	Sector 1	Sector 2	Sector 3	Lap Time	Spd
<b>No.1 MACKIE Harrison</b>						<b>No.32 SHARP Aston</b>						<b>No.46 WOOLLEY Samuel</b>					
1	23.013	23.981	21.556	1:08.550	123	1	22.540	24.228	21.643	1:08.411	119	1	23.433	24.113	21.490	1:09.036	120
2	21.821	23.514	21.351	1:06.686	119	2	22.181	24.050	21.388	1:07.619	120	2	21.378	24.662	21.499	1:07.539	119
3	20.876	23.275	21.382	1:05.533	118	3	20.992	23.464	21.257	1:05.713	123	3	20.906	23.377	21.332	1:05.615	119
4	20.811	23.260	21.311	1:05.382	116	4	20.585	23.345	21.107	1:05.037	122	4	20.834	23.864	21.381	1:06.079	117
5	20.771	23.225	21.264	1:05.260	116	5	20.821	24.008	21.242	1:06.071	120	5	21.504	24.097	21.719	1:07.320	118
6	20.829	23.200	21.256	1:05.285	116	6	20.759	23.423	21.309	1:05.491	117	6	21.428	23.485	21.198	1:06.111	121
7	21.037	23.484	21.333	1:05.854	117	7	21.295	23.411	21.288	1:05.994	116	7	20.878	23.792	21.475	1:06.145	115
<b>No.2 GREEN Zac</b>						<b>No.38 HIGGINS Kaiden</b>						<b>No.48 MIFSUD Dario Joey</b>					
1	24.260	24.701	22.053	1:11.014	118	1	30.405	23.903	21.913	1:16.221	121	1	24.289	25.998	22.097	1:12.384	121
2	20.849	23.502	21.323	1:05.674	125	2	21.334	23.540	21.421	1:06.295	121	2	21.462	24.112	21.632	1:07.206	118
3	20.887	23.473	21.085	1:05.445	124	3	23.678	23.940	21.777	1:09.395	115	3	21.024	23.730	21.516	1:06.270	118
4	20.615	23.877	21.313	1:05.805	118	4	21.191	23.552	21.510	1:06.253	116	4	20.967	23.480	21.471	1:05.918	118
5	21.580	24.089	21.446	1:07.115	115	5	21.072	23.360	21.518	1:05.950	116	5	20.860	23.580	21.447	1:05.887	118
6	20.880	23.364	21.296	1:05.540	117	6	21.029	23.388	21.475	1:05.892	116	6	21.007	23.500	21.304	1:05.811	121
7	20.839	23.327	21.232	1:05.398	117	7	21.051	23.287	21.197	1:05.535	118	7	20.801	23.642	21.508	1:05.951	120
<b>No.10 ALLEMANN Dan</b>						<b>No.39 SRYER AISSA Danyl</b>						<b>No.49 PERUZZI Leonidas</b>					
1	23.867	24.978	21.762	1:10.607	119	1	30.376	24.776	22.086	1:17.238	115	1	24.059	26.284	22.137	1:12.480	119
2	21.132	23.525	21.536	1:06.193	124	2	21.576	24.138	21.774	1:07.488	116	2	21.246	24.174	22.021	1:07.441	116
3	20.760	23.408	21.338	1:05.506	122	3	21.457	23.736	21.748	1:06.941	117	3	21.266	23.864	21.430	1:06.560	121
4	20.904	23.764	21.289	1:05.957	123	4	21.322	23.535	21.641	1:06.498	117	4	20.970	23.658	21.325	1:05.953	122
5	21.579	24.095	21.532	1:07.206	117	5	21.144	23.489	21.774	1:06.407	116	5	21.350	23.649	21.446	1:06.445	121
6	21.096	23.359	21.338	1:05.793	120	6	21.206	23.492	21.605	1:06.303	117	6	22.769	24.136	21.571	1:08.476	119
7	20.750	23.236	21.246	1:05.232	120	7	21.191	23.498	21.670	1:06.359	116	7	20.936	23.623	21.367	1:05.926	117
<b>No.21 RODRIGUES Jan</b>						<b>No.40 ANJAIMAN Janna</b>						<b>No.53 ASKELAND Joachim</b>					
1	28.601	24.944	21.991	1:15.536	121	1	23.781	26.434	22.598	1:12.813	119	1	23.701	25.859	21.940	1:11.500	120
2	21.468	24.135	21.792	1:07.395	117	2	21.943	25.248	22.254	1:09.445	121	2	21.505	24.025	22.340	1:07.870	115
3	21.269	23.918	21.714	1:06.901	116	3	32.474	24.480	21.886	1:18.840	114	3	21.515	23.866	21.384	1:06.765	122
4	21.153	23.628	21.509	1:06.290	118	4	21.381	23.727	21.697	1:06.805	114	4	20.900	23.655	21.315	1:05.870	122
5	20.913	23.583	21.288	1:05.784	117	5	21.375	23.708	21.751	1:06.834	114	5	21.289	23.714	21.514	1:06.517	124
6	21.169	23.582	21.394	1:06.145	122	6	21.263	23.616	21.669	1:06.548	114	6	21.374	23.533	21.484	1:06.391	116
7	21.121	23.613	21.282	1:06.016	119	7	21.387	23.621	21.640	1:06.648	113	7	21.008	23.453	21.536	1:05.997	115
<b>No.26 GENOLET Alexis</b>						<b>No.42 MOTA MOTA Daniel</b>						<b>No.54 GJERDE Adrian</b>					
1	23.617	23.988	21.657	1:09.262	122	1	22.450	23.995	21.776	1:08.221	115	1	32.970	24.671	22.054	1:19.695	115
2	21.234	24.550	21.473	1:07.257	122	2	21.253	23.715	21.579	1:06.547	116	2	21.610	24.100	21.849	1:07.559	116
3	21.143	23.825	21.386	1:06.354	122	3	20.989	23.448	21.375	1:05.812	116	3	21.598	23.936	21.721	1:07.255	115
4	21.062	23.368	21.350	1:05.780	120	4	21.441	23.392	21.168	1:06.001	123	4	21.377	23.790	21.794	1:06.961	115
5	21.962	24.890	21.575	1:08.427	121	5	20.933	23.368	21.218	1:05.519	117	5	21.266	23.678	21.588	1:06.532	115
6	20.897	23.490	21.314	1:05.701	120	6	20.766	23.197	21.151	1:05.114	119	6	21.279	23.754	21.612	1:06.645	116
7	20.805	23.786	21.609	1:06.200	119	7	20.704	23.523	21.239	1:05.466	119	7	21.212	23.616	21.646	1:06.474	114



Timekeeper  Race Director 

## X30 JUNIOR

### Qualifying Heat B-F Analysis

For information purposes. No official / regulatory value

Laps	Sector 1	Sector 2	Sector 3	Lap Time	Spd	Laps	Sector 1	Sector 2	Sector 3	Lap Time	Spd	Laps	Sector 1	Sector 2	Sector 3	Lap Time	Spd
<b>No.58 MARTINEZ Raul Luis</b>						<b>No.76 HARTE Makayla</b>						<b>No.88 HERMAN Gilles</b>					
1	24.241	24.958	21.782	1:10.981	123	1	24.089	25.967	22.650	1:12.706	119	1	24.313	25.840	22.387	1:12.540	117
2	21.573	23.616	21.390	1:06.579	119	2	22.006	24.810	21.734	1:08.550	120	2	21.384	23.989	21.522	1:06.895	120
3	20.866	23.740	21.576	1:06.182	115	3	21.234	24.479	21.694	1:07.407	116	3	21.056	23.668	21.462	1:06.186	119
4	20.893	23.286	21.173	1:05.352	121	4	21.231	24.261	21.565	1:07.057	119	4	20.916	23.463	21.417	1:05.796	121
5	21.033	24.356	21.807	1:07.196	123	5	20.950	23.761	21.605	1:06.316	117	5	20.879	23.510	21.352	1:05.741	121
6	21.073	23.487	21.288	1:05.848	120	6	20.923	23.702	21.476	1:06.101	118	6	20.711	23.740	21.230	1:05.681	122
7	20.716	24.063	21.357	1:06.136	120	7	21.311	23.722	21.440	1:06.473	119	7	20.704	23.362	21.317	1:05.383	117
<b>No.60 BERND Emilio</b>						<b>No.79 RANA Yug</b>						<b>No.91 BONHOMME Lucas</b>					
1	25.869	26.133	22.141	1:14.143	119	1	24.003	24.866	21.878	1:10.747	118	1	23.199	23.831	21.506	1:08.536	124
2	21.452	24.578	21.686	1:07.716	119	2	21.690	23.782	21.534	1:07.006	119	2	21.654	23.753	21.356	1:06.763	121
3	21.692	23.801	21.570	1:07.063	117	3	21.034	24.168	21.640	1:06.842	123	3	20.853	23.292	21.453	1:05.598	123
4	20.995	23.492	21.291	1:05.778	119	4	21.069	23.372	21.404	1:05.845	121	4	21.074	23.615	21.197	1:05.886	122
5	20.832	23.352	21.277	1:05.461	124	5	20.971	23.846	21.624	1:06.441	124	5	20.808	23.577	21.244	1:05.629	118
6	21.853	23.472	21.307	1:06.632	121	6	21.429	25.487	21.703	1:08.619	119	6	21.112	23.665	21.086	1:05.863	120
7	21.067	23.595	21.319	1:05.981	121	7	21.063	23.494	21.410	1:05.967	117	7	22.341	23.535	21.115	1:06.991	120
<b>No.69 OLERT Max</b>						<b>No.85 ERBERSDOBLER Lias</b>						<b>No.93 KREEFT Didier</b>					
1	24.742	25.524	22.696	1:12.962	119	1	29.349	24.113	21.694	1:15.156	117	1	24.131	25.342	21.991	1:11.464	123
2	21.787	24.302	21.851	1:07.940	121	2	21.101	24.238	21.954	1:07.293	119	2	21.677	23.902	21.681	1:07.260	119
3	21.271	24.065	22.235	1:07.571	102	3	20.911	23.883	21.908	1:06.702	112	3	21.008	23.580	21.405	1:05.993	119
4	21.510	23.873	21.524	1:06.907	118	4	21.434	23.664	21.461	1:06.559	117	4	20.870	23.287	21.207	1:05.364	122
5	20.974	23.539	21.506	1:06.019	117	5	20.969	23.261	21.295	1:05.525	118	5	20.789	23.657	21.314	1:05.760	120
6	20.955	23.528	21.380	1:05.863	121	6	20.993	24.007	21.719	1:06.719	120	6	20.909	23.520	21.119	1:05.548	123
7	21.640	23.593	21.513	1:06.746	114	7	20.954	23.321	21.323	1:05.598	118	7	20.903	24.255	21.345	1:06.503	117
<b>No.70 PIÑERA RUSIÑOL Roc</b>						<b>No.86 PRUDENT Maxime</b>						<b>No.95 VARGAS Gustavo</b>					
1	23.788	24.444	21.698	1:09.930	119	1	24.198	25.039	21.889	1:11.126	120	1	23.785	25.774	22.172	1:11.731	118
2	21.116	24.109	21.753	1:06.978	125	2	21.529	23.743	21.313	1:06.585	122	2	21.805	24.047	21.972	1:07.824	118
3	21.023	23.703	21.308	1:06.034	123	3	20.723	23.487	21.474	1:05.684	119	3	21.077	23.597	21.651	1:06.325	117
4	20.820	23.383	21.228	1:05.431	122	4	20.712	23.304	21.180	1:05.196	120	4	21.028	23.552	21.606	1:06.186	117
5	21.718	24.022	21.503	1:07.243	121	5	21.193	23.740	21.402	1:06.335	122	5	21.135	23.471	21.248	1:05.854	121
6	21.844	23.442	21.287	1:06.573	122	6	21.370	23.533	21.111	1:06.014	123	6	20.837	23.409	21.317	1:05.563	121
7	20.652	24.385	21.408	1:06.445	119	7	20.866	23.816	21.423	1:06.105	115	7	20.839	23.493	21.449	1:05.781	119
<b>No.74 KARI Mikael</b>						<b>No.87 MELIS Matteo</b>						<b>No.96 VAN SCHEIJNDEL Bink</b>					
1	24.085	26.450	22.420	1:12.955	122	1	23.705	24.136	21.540	1:09.381	122	1	24.289	25.414	21.779	1:11.482	120
2	21.308	24.032	21.925	1:07.265	118	2	21.100	24.120	21.370	1:06.590	123	2	21.710	24.094	23.789	1:09.593	116
3	21.400	23.786	21.406	1:06.592	123	3	20.797	23.407	21.331	1:05.535	123	3	21.687	23.787	21.350	1:06.824	123
4	20.789	23.471	21.389	1:05.649	122	4	20.751	23.496	21.187	1:05.434	123	4	20.994	23.472	21.410	1:05.876	120
5	21.740	23.704	21.258	1:06.702	121	5	20.690	23.836	21.290	1:05.816	124	5	21.030	23.983	21.271	1:06.284	123
6	22.792	24.130	21.951	1:08.873	117	6	20.872	24.020	21.269	1:06.161	121	6	22.363	23.629	21.478	1:07.470	117
7	21.513	23.729	21.556	1:06.798	115	7	20.950	23.271	21.210	1:05.431	120	7	20.987	23.443	21.485	1:05.915	116

Timekeeper  Race Director 



## X30 JUNIOR

### Qualifying Heat B-F Analysis

For information purposes. No official / regulatory value

Laps Sector 1 Sector 2 Sector 3 Lap Time Spd

#### No.102 KAMAL Rafael

1	26.071	25.155	22.428	1:13.654	116
2	21.740	24.465	21.486	1:07.691	122
3	21.180	23.461	21.421	1:06.062	120
4	20.906	23.913	21.306	1:06.125	119
5	20.718	23.814	21.453	1:05.985	122
6	21.592	23.515	21.421	1:06.528	119
7	21.195	23.452	21.375	1:06.022	118

#### No.105 BAUTISTA DELICH Jose

1	23.811	25.192	22.161	1:11.164	123
2	21.708	23.785	21.482	1:06.975	120
3	21.002	23.574	21.469	1:06.045	121
4	20.921	23.394	21.470	1:05.785	120
5	20.970	23.895	21.548	1:06.413	121
6	21.730	24.050	21.356	1:07.136	118
7	20.892	23.382	21.253	1:05.527	118

#### No.129 SILKUNAITE Vanessa

1	24.822	25.761	22.238	1:12.821	122
2	21.461	24.297	21.799	1:07.557	119
3	21.425	23.854	21.430	1:06.709	123
4	21.192	24.337	21.549	1:07.078	117
5	21.171	23.618	21.606	1:06.395	116
6	21.381	24.504	21.550	1:07.435	120
7	21.346	23.690	21.530	1:06.566	115

#### No.199 DE DONCKER Arthur

1	22.682	24.141	21.687	1:08.510	123
2	21.456	23.480	21.374	1:06.310	120
3	21.066	23.355	21.716	1:06.137	123
4	20.869	23.323	21.243	1:05.435	119
5	21.160	24.169	21.461	1:06.790	120
6	20.703	23.755	21.101	1:05.559	120
7	21.915	23.408	21.278	1:06.601	117

Timekeeper

Race Director

IAME Warrior Final 2024: Zuera (ESP) 26/11 - 06/12/2024

Page 3 / 3

IAME Karting

Apex Timing GoRacing **APEX**



35 <sup>th</sup>	<b>54</b>	<b>GJERDE Adrian</b> PAROLIN		<b>18</b>				
33 <sup>th</sup>	<b>88</b>	<b>HERMAN Gilles</b> KR		<b>17</b>	<b>39</b>	<b>SRYER AISSA Danyl</b> SODI		34 <sup>th</sup>
31 <sup>th</sup>	<b>76</b>	<b>HARTE Makayla</b> KART REPUBLIC		<b>16</b>	<b>21</b>	<b>RODRIGUES Jan</b> ALONSO KART		32 <sup>th</sup>
29 <sup>th</sup>	<b>40</b>	<b>ANJAIMAN Janna</b> KOSMIC		<b>15</b>	<b>69</b>	<b>OLERT Max</b> ENERGY CORSE		30 <sup>th</sup>
27 <sup>th</sup>	<b>102</b>	<b>KAMAL Rafael</b> TONY KART		<b>14</b>	<b>53</b>	<b>ASKELAND Joachim</b> KART REPUBLIC		28 <sup>th</sup>
25 <sup>th</sup>	<b>85</b>	<b>ERBERSDOBLER Lias</b> KOSMIC		<b>13</b>	<b>38</b>	<b>HIGGINS Kaiden</b> KOSMIC		26 <sup>th</sup>
23 <sup>th</sup>	<b>74</b>	<b>KARI Mikael</b> TONY KART		<b>12</b>	<b>49</b>	<b>PERUZZI Leonidas</b> KR		24 <sup>th</sup>
21 <sup>th</sup>	<b>86</b>	<b>PRUDENT Maxime</b> KOSMIC		<b>11</b>	<b>95</b>	<b>VARGAS Gustavo</b> TONY KART		22 <sup>th</sup>
19 <sup>th</sup>	<b>93</b>	<b>KREEFT Didier</b> KR		<b>10</b>	<b>129</b>	<b>SILKUNAITA Vanessa</b> KR		20 <sup>th</sup>
17 <sup>th</sup>	<b>58</b>	<b>MARTINEZ Raul Luis</b> OTK TONYKART		<b>9</b>	<b>48</b>	<b>MIFSUD Dario Joey</b> KALI KART		18 <sup>th</sup>
15 <sup>th</sup>	<b>60</b>	<b>BERND Emilio</b> KART REPUBLIC		<b>8</b>	<b>2</b>	<b>GREEN Zac</b> KART REPUBLIC		16 <sup>th</sup>
13 <sup>th</sup>	<b>96</b>	<b>VAN SCHEIJNDEL Bink</b> FALCON		<b>7</b>	<b>105</b>	<b>BAUTISTA DELICH Jose</b> KALIKART		14 <sup>th</sup>
11 <sup>th</sup>	<b>10</b>	<b>ALLEMANN Dan</b> LN		<b>6</b>	<b>29</b>	<b>MARTINEZ Alex</b> KR		12 <sup>th</sup>
9 <sup>th</sup>	<b>70</b>	<b>PIÑERA RUSIÑOL Roc</b> OTK		<b>5</b>	<b>26</b>	<b>GENOLET Alexis</b> DAP		10 <sup>th</sup>
7 <sup>th</sup>	<b>91</b>	<b>BONHOMME Lucas</b> KOSMIC		<b>4</b>	<b>87</b>	<b>MELIS Matteo</b> TBKART		8 <sup>th</sup>
5 <sup>th</sup>	<b>79</b>	<b>RANA Yug</b> OTK		<b>3</b>	<b>46</b>	<b>WOOLLEY Samuel</b> KR		6 <sup>th</sup>
3 <sup>rd</sup>	<b>199</b>	<b>DE DONCKER Arthur</b> KOSMIC		<b>2</b>	<b>1</b>	<b>MACKIE Harrison</b> KART REPUBLIC		4 <sup>th</sup>
1 <sup>st</sup>	<b>42</b>	<b>MOTA MOTA Daniel</b> KR		<b>1</b>	<b>32</b>	<b>SHARP Aston</b> GILLARD		2 <sup>nd</sup>

POLE POSITION



Start : 28/11 - 10:45 7 Laps = 11.893 km

Timekeeper 

Race Director 

IAME Warrior Final 2024: Zuera (ESP) 26/11 - 06/12/2024

Page 1 / 1

IAME Karting

Apex Timing GoRacing 

## X30 JUNIOR

### Qualifying Heat A-E Results

Document 52.1

Subject to scrutineering & sporting investigations

Rnk	No.	Competitor	Driver	D. Nat	Equipment	Laps	Gap	Interv.	Best lap	Penalty	Spd	Points
1	▲4	5	FUSION MOTORSPORT	MAÑACH KLISOWSKI Benjamin	KART REPUBLIC	7			1:05.145		120.8	0
2	▬	78	VICTORYLANE KARTING	CRAIGIE Kenzo	KR	7	2.835	2.835	1:05.023		124.2	2
3	▲4	34	Scuderia Hagelen	HAGELEN Devon	KOSMIC	7	2.858	0.023	1:04.764		123.1	3
4	▼1	97	FORCE RACING FINLAND	SAKALA Otto	LN	7	3.105	0.247	1:05.073		122.4	4
5	▲5	31	CROC PROMOTION	ISLIN Lewis	CROC	7	5.756	2.651	1:05.417		120.6	5
6	▲9	63	PREMIUM KARTING	GOFF Lewis	OTK	7	5.794	0.038	1:04.984		122.6	6
7	▲9	127	CROC PROMOTION	MULDER Juste	CROC PROMOTION	7	5.818	0.024	1:04.976		123.7	7
8	▼2	52	FALCON RACING TEAM	VAN LEEUWEN Quinten	FALCON	7	6.110	0.292	1:05.143		122.9	8
9	▼8	16	VDK	PURCELL Evan	KR	7	7.912	1.802	1:05.094	+5.000	123.5	9
10	▲3	22	MDC RACING	BROASCA Javier	KR	7	9.454	1.542	1:05.021	+5.000	124.3	10
11	▼7	81	VICTORYLANE KARTING	MALIK Nilas	KR	7	9.914	0.460	1:04.834	+5.000	123.4	11
12	▼4	27	BIREL ART RACING	DA SILVA Gustavo	BIREL ART RACING	7	10.398	0.484	1:05.603		121.7	12
13	▼4	89	TBKART RACING TEAM SRL	OLIVER SANCHEZ Daniel	TBKART	7	11.055	0.657	1:05.231	+5.000	124.1	13
14	▲5	24	MDL MOTORSPORT	BACHLER Jacob	KART REPUBLIC	7	11.716	0.661	1:05.816		123.1	14
15	▲10	101	FORCE RACING FINLAND	ALANKO Kimi	KOSMIC	7	12.292	0.576	1:05.706		123.6	15
16	▲15	80	VDK	MOHR Moritz	KR	7	13.953	1.661	1:05.754		121.5	16
17	▲18	68	FALCON RACING TEAM	RIS Yves	FALCON	7	14.021	0.068	1:05.835		121.9	17
18	▼6	73	AUTO CLUB RC2 VALLÈS	REDONDO DE BLAS Carolina	OTK	7	14.057	0.036	1:06.061	+3.000	121.9	18
19	▲10	28	ZANCHI MOTORSPORT	ABELA Daniel	TONYKART	7	14.683	0.626	1:05.527		123.1	19
20	▲13	99	BRENNAN TECH	ENGLISH Jamie	TONYKART	7	15.572	0.889	1:05.872		122.6	20
21	▲3	131	Barbier Racing	EL BOUZAKHI Mohamed	TBC	7	15.850	0.278	1:05.799		124.8	21
22	▼2	25	AD MOTORSPORT	GRABKO Deven	ENERGY CORSE	7	16.012	0.162	1:05.539	+5.000	122.3	22
23	▼12	14	SPIRIT-KARTING.CH	LEHMANN Elias	LN	7	16.220	0.208	1:05.763		123.2	23
24	▲10	56	VDK RACING	FAYE LUND Christian	KR	7	16.591	0.371	1:05.773		123.0	24
25	▲5	72	Bruno Macedo	MACEDO Antonio	KR	7	17.235	0.644	1:05.468	+5.000	122.6	25
26	▬	50	KR MOTORSPORT SRL	LOPES Afonso	KART REPUBLIC	7	17.893	0.658	1:05.760	+5.000	123.3	26
27	▼9	66	ZANCHI MOTORSPORT	KARAGIANNIS Nikolaos	TONYKART	7	17.910	0.017	1:05.465	+5.000	123.7	27
28	▬	11	MDL MOTORSPORT	HOLMES Adam	LN OTK	7	18.898	0.988	1:05.577	+5.000	121.5	28
29	▼7	51	BRENNAN TECH	MC LOUGHLIN Jack	TONY KART	7	19.690	0.792	1:05.269	+5.000	123.5	29
30	▼13	83	VDK	BARRY-BERG Marie	KR	7	20.539	0.849	1:06.749	+5.000	122.1	30
31	▼10	20	FALCON RACING TEAM	PALM Hubertus	FALCON	7	21.412	0.873	1:05.495	+5.000	124.6	31
32	▬	77	PANTANO RACING TEAM	PETR Sarkisyan	PANTANO	7	21.659	0.247	1:05.862	+5.000	121.7	32
33	▼10	33	MDC RACING TEAM	SABIROV Amir	KR	7	33.149	11.490	1:06.315	+5.000	123.0	33
34	▼7	47	MOL RACING	MINCIUNA David	TONY KART	3	4 Laps	4 Laps	1:07.284	+5.000	122.9	34
35	▼21	35	BIREL ART RACING	LINES Finlay	BIREL ART	1	6 Laps	2 Laps	1:09.759		121.3	35

No.16 PURCELL Evan : 5 sec time penalty for incorrectly installed Front Fairing or incorrect position of front fairing. According to Stewards' Decision No.64-16.  
No.22 BROASCA Javier : 5 sec time penalty for not respecting flag signals (art. 2.15 H CIK General Prescriptions). According to Stewards' Decision No.66.

Leaders : No.16 PURCELL Evan (1-2) / No.5 MAÑACH KLISOWSKI Benjamin (3-7)

Start Time : 27/11 - 15:20:06

Best lap : No.34 HAGELEN Devon 1:04.764 94.44 kph

Weather : Sunny Air : 13°C Track : Dry

Event Record : No.16 PURCELL Evan 1:04.227 95.23 kph

No.73 INVEST 01:36 Lap 1

No.50 03:52 Lap 3

Steward #1

Steward #2

Steward #3

IAME Warrior Final 2024: Zuera (ESP) 26/11 - 06/12/2024

Page 1 / 2

IAME Karting

Apex Timing GoRacing



# X30 JUNIOR

## Qualifying Heat A-E Lap Chart

For information purposes. No official / regulatory value

	1	2	3	4	5	6	7	8	9	10	11	12	13	14	15	16	17	18	19	20	21	22	23	24	25	26	27	28	29	30	31	32	33	34	35
Grid	16	78	97	81	5	52	34	27	89	31	14	73	22	35	63	127	83	66	24	25	20	51	33	131	101	50	47	11	28	72	80	77	99	56	68
Start	16	78	97	81	5	52	34	27	89	31	14	73	22	35	127	63	83	66	24	20	25	33	51	101	47	131	50	28	11	77	80	72	99	56	68
Lap 1 Interval	16	5 0.5	34 0.5	78 0.1	97 0.2	52 0.7	31 0.2	22 0.1	81 0.4	<del>35</del> 0.2	89 0.1	73 0.2	127 0.5	27 0.0	83 0.0	63 0.0	24 0.0	25 0.3	14 0.2	50 0.0	66 0.1	101 0.0	72 0.2	80 0.2	28 0.0	68 0.2	11 0.3	99 0.2	47 0.0	51 0.1	131 0.3	56 0.0	33 0.0	20 1.9	77 0.4
Lap 2	16	5 0.1	78 0.6	34 0.3	97 0.1	31 1.4	52 0.6	81 0.0	22 0.0	89 0.6	127 0.0	63 0.2	73 1.1	24 0.0	27 0.1	83 0.0	14 0.0	50 0.2	66 0.0	25 0.2	72 0.0	101 0.1	28 0.3	80 0.1	68 0.2	99 0.3	47 0.1	51 0.0	131 0.1	33 0.1	11 0.2	56 0.4	20 0.7	77 0.5	
Lap 3	5	16 0.1	78 0.3	34 0.1	97 0.3	31 1.7	52 0.5	22 0.0	81 0.3	127 0.4	63 0.3	89 0.6	73 2.3	24 0.3	27 0.1	14 0.2	50 0.0	101 0.3	25 0.1	83 0.2	80 0.0	72 0.1	66 0.1	28 0.1	68 0.2	11 0.1	<del>47</del> 1.0	99 0.1	33 0.1	56 0.1	131 0.1	51 0.1	20 0.0	77 0.2	
Lap 4	5	16 0.0	34 0.1	78 0.0	97 0.5	31 2.1	22 0.1	81 0.1	127 0.8	63 0.1	89 0.5	52 0.3	73 3.1	24 0.0	27 0.1	101 0.6	25 0.0	72 0.6	66 0.1	50 0.3	80 0.3	83 0.0	68 0.0	11 0.0	28 0.1	99 1.0	131 0.0	14 0.6	51 0.0	77 0.1	56 0.1	20 0.1	33 11.2		
Lap 5	5	16 0.3	78 0.0	34 0.1	97 0.2	81 2.4	31 0.2	22 0.0	127 0.3	63 0.1	89 1.4	52 0.1	73 3.6	24 0.0	27 0.1	25 0.2	101 0.1	72 0.4	66 0.1	50 1.0	80 0.0	68 0.1	11 0.4	83 0.3	28 0.0	131 0.4	99 0.0	51 0.0	14 1.2	56 0.5	20 0.0	77 0.3	33 10.9		
Lap 6	5	78 0.6	34 0.0	97 0.1	16 0.1	81 2.1	22 0.2	31 0.7	63 0.1	127 0.1	89 1.0	52 0.0	27 4.1	24 0.1	25 0.1	73 0.2	101 0.4	72 0.2	66 0.1	50 0.8	68 0.3	80 0.0	11 0.1	28 0.3	51 1.0	83 0.2	99 0.0	131 0.5	14 0.1	20 0.3	56 0.1	77 0.5	33 11.4		
Lap 7	5	78 2.8	34 0.0	16 0.0	97 0.1	22 1.3	81 0.4	31 0.8	63 0.0	127 0.0	89 0.2	52 0.0	27 4.2	25 0.6	73 0.0	24 0.6	72 0.5	101 0.0	50 0.6	66 0.0	11 0.9	80 0.0	68 0.0	28 0.6	51 0.0	83 0.8	99 0.0	131 0.2	14 0.3	20 0.1	56 0.1	77 0.0	33 11.4		

Timekeeper

Race Director

IAME Warrior Final 2024: Zuera (ESP) 26/11 - 06/12/2024

IAME Karting

Apex Timing GoRacing





## X30 JUNIOR

### Qualifying Heat A-E Analysis

For information purposes. No official / regulatory value

Laps	Sector 1	Sector 2	Sector 3	Lap Time	Spd	Laps	Sector 1	Sector 2	Sector 3	Lap Time	Spd	Laps	Sector 1	Sector 2	Sector 3	Lap Time	Spd
<b>No.5 MAÑACH KLISOWSKI Benjamin</b>						<b>No.22 BROASCA Javier</b>						<b>No.31 ISLIN Lewis</b>					
1	22.172	23.675	21.404	1:07.251	118	1	22.995	24.787	21.289	1:09.071	123	1	22.935	24.632	21.456	1:09.023	120
2	20.814	23.328	21.248	1:05.390	120	2	21.031	24.437	21.286	1:06.754	124	2	21.227	23.530	21.356	1:06.113	117
3	20.706	23.336	21.249	1:05.291	117	3	20.826	23.318	21.071	1:05.215	121	3	20.814	23.242	21.361	1:05.417	117
4	20.672	23.207	21.266	1:05.145	118	4	20.679	23.231	21.111	1:05.021	122	4	20.856	23.270	21.355	1:05.481	118
5	20.699	23.271	21.318	1:05.288	117	5	21.373	23.262	21.031	1:05.666	122	5	21.326	23.305	21.143	1:05.774	120
6	20.865	23.245	21.271	1:05.381	116	6	20.778	23.171	21.179	1:05.128	121	6	21.092	23.574	21.251	1:05.917	116
7	20.830	23.209	21.219	1:05.258	116	7	20.877	23.625	21.849	1:06.351	117	7	21.403	23.999	21.499	1:06.901	116
<b>No.11 HOLMES Adam</b>						<b>No.24 BACHLER Jacob</b>						<b>No.33 SABIROV Amir</b>					
1	24.442	25.284	22.000	1:11.726	120	1	23.720	25.207	21.709	1:10.636	123	1	26.545	24.760	21.926	1:13.231	119
2	22.562	24.114	21.361	1:08.037	121	2	21.546	23.870	21.753	1:07.169	116	2	21.576	23.899	21.420	1:06.895	123
3	21.553	23.724	21.470	1:06.747	122	3	22.141	23.985	21.362	1:07.488	120	3	22.120	24.215	21.983	1:08.318	122
4	21.036	24.121	21.370	1:06.527	121	4	20.760	23.727	21.348	1:05.835	119	4	31.723	24.902	22.007	1:18.632	116
5	21.212	23.610	21.329	1:06.151	118	5	21.192	23.609	21.326	1:06.127	120	5	21.367	23.771	21.617	1:06.755	115
6	20.891	23.493	21.193	1:05.577	121	6	21.226	23.371	21.219	1:05.816	122	6	21.208	23.582	21.525	1:06.315	114
7	21.207	23.894	21.796	1:06.897	116	7	21.693	24.113	21.408	1:07.214	119	7	21.159	23.615	21.570	1:06.344	115
<b>No.14 LEHMANN Elias</b>						<b>No.25 GRABKO Deven</b>						<b>No.34 HAGELEN Devon</b>					
1	22.748	26.864	21.866	1:11.478	120	1	24.061	25.015	21.759	1:10.835	118	1	22.399	23.937	21.415	1:07.751	119
2	21.542	23.791	21.553	1:06.886	122	2	22.247	23.771	21.602	1:07.620	119	2	21.236	23.317	21.270	1:05.823	120
3	22.149	24.047	21.398	1:07.594	123	3	22.086	23.855	21.681	1:07.622	122	3	20.607	23.125	21.193	1:04.925	122
4	20.892	26.778	22.220	1:09.890	118	4	20.909	23.617	21.294	1:05.820	121	4	20.497	23.153	21.114	1:04.764	122
5	21.561	23.565	21.411	1:06.537	117	5	20.860	23.439	21.240	1:05.539	121	5	20.943	23.575	21.100	1:05.618	123
6	20.960	23.529	21.274	1:05.763	121	6	21.138	23.286	21.164	1:05.588	121	6	21.097	23.234	21.154	1:05.485	121
7	21.196	24.152	21.539	1:06.887	117	7	21.344	23.650	21.409	1:06.403	116	7	21.625	24.089	21.721	1:07.435	115
<b>No.16 PURCELL Evan</b>						<b>No.27 DA SILVA Gustavo</b>						<b>No.35 LINES Finlay</b>					
1	21.439	23.784	21.552	1:06.775	116	1	23.905	24.917	22.005	1:10.827	117	1	23.267	24.923	21.569	1:09.759	121
2	20.960	23.528	21.330	1:05.818	117	2	21.844	23.928	21.770	1:07.542	120	<b>No.47 MINCIUNA David</b>					
3	20.735	23.575	21.256	1:05.566	121	3	21.835	24.181	21.419	1:07.435	120	1	25.212	25.208	21.986	1:12.406	122
4	20.706	23.300	21.088	1:05.094	121	4	20.884	23.787	21.229	1:05.900	121	2	21.671	23.972	21.641	1:07.284	122
5	20.803	23.633	21.185	1:05.621	121	5	21.080	23.646	21.297	1:06.023	122	3	22.297	24.204	21.794	1:08.295	118
6	21.494	23.449	21.061	1:06.004	123	6	21.046	23.235	21.322	1:05.603	116	<b>No.50 LOPES Afonso</b>					
7	21.558	24.039	21.560	1:07.157	120	7	21.390	23.262	21.351	1:06.003	117	1	23.852	25.126	21.709	1:10.687	119
<b>No.20 PALM Hubertus</b>						<b>No.28 ABELA Daniel</b>						<b>No.51 MC LOUGHLIN Jack</b>					
1	28.329	25.070	21.942	1:15.341	117	1	24.255	25.288	21.785	1:11.328	123	1	24.595	25.624	22.487	1:12.706	121
2	21.236	23.564	21.532	1:06.332	118	2	21.806	23.839	21.551	1:07.196	122	2	21.357	24.042	21.631	1:07.030	118
3	21.073	24.947	21.405	1:07.425	124	3	22.708	23.623	21.442	1:07.773	123	3	22.072	23.977	21.392	1:07.441	123
4	21.646	23.937	21.308	1:06.891	122	4	21.228	24.489	21.294	1:07.011	123	4	20.677	24.937	21.835	1:07.449	119
5	21.520	23.775	21.365	1:06.660	122	5	21.467	23.715	21.239	1:06.421	120	5	20.974	23.521	21.588	1:06.083	118
6	20.814	23.352	21.329	1:05.495	120	6	20.979	23.381	21.167	1:05.527	120	6	21.039	23.389	21.332	1:05.760	117
7	21.072	24.016	21.671	1:06.759	118	7	21.166	23.930	22.248	1:07.344	118	7	21.101	23.441	21.857	1:06.399	115

Timekeeper  Race Director 





## X30 JUNIOR

### Qualifying Heat A-E Analysis

For information purposes. No official / regulatory value

Laps	Sector 1	Sector 2	Sector 3	Lap Time	Spd	Laps	Sector 1	Sector 2	Sector 3	Lap Time	Spd	Laps	Sector 1	Sector 2	Sector 3	Lap Time	Spd
2	21.609	24.079	21.518	1:07.206	122	2	22.022	23.916	21.402	1:07.340	121	2	22.209	23.690	21.474	1:07.373	121
3	22.419	25.141	21.401	1:08.961	122	3	22.493	23.682	21.469	1:07.644	121	3	21.799	23.804	21.596	1:07.199	120
4	21.481	23.534	21.520	1:06.535	120	4	21.057	24.103	21.334	1:06.494	122	4	21.639	23.997	21.470	1:07.106	119
5	20.851	23.291	21.127	1:05.269	123	5	20.897	23.571	21.408	1:05.876	121	5	20.899	23.495	21.360	1:05.754	121
6	21.308	23.299	21.416	1:06.023	118	6	21.123	23.331	21.381	1:05.835	118	6	21.444	23.387	21.254	1:06.085	121
7	20.871	23.323	22.134	1:06.328	116	7	21.534	23.920	21.748	1:07.202	121	7	21.256	23.877	21.945	1:07.078	119

**No.52 VAN LEEUWEN Quinten**

1	23.033	24.325	21.528	1:08.886	117
2	21.620	24.019	21.422	1:07.061	120
3	20.785	23.213	21.319	1:05.317	117
4	21.070	24.008	21.694	1:06.772	118
5	21.442	23.255	21.333	1:06.030	121
6	20.676	23.269	21.198	1:05.143	122
7	20.604	23.983	21.306	1:05.893	122

**No.72 MACEDO Antonio**

1	23.910	24.931	21.749	1:10.590	121
2	21.757	23.863	21.373	1:06.993	122
3	22.499	23.796	21.636	1:07.931	122
4	21.079	23.571	21.400	1:06.050	119
5	20.727	23.379	21.362	1:05.468	120
6	21.050	23.526	21.311	1:05.887	120
7	20.824	24.349	21.597	1:06.770	115

**No.81 MALIK Nilas**

1	23.380	24.917	21.511	1:09.808	120
2	20.845	24.044	21.365	1:06.254	121
3	21.089	23.311	21.183	1:05.583	121
4	20.672	23.062	21.100	1:04.834	123
5	20.799	23.229	21.241	1:05.269	117
6	20.788	23.136	21.242	1:05.166	117
7	21.229	23.592	22.229	1:07.050	114

**No.56 FAYE LUND Christian**

1	23.737	25.822	22.301	1:11.860	120
2	21.762	24.494	21.385	1:07.641	120
3	21.299	24.922	21.568	1:07.789	123
4	21.949	23.867	21.307	1:07.123	122
5	21.592	23.748	21.384	1:06.724	119
6	21.030	23.511	21.232	1:05.773	121
7	21.049	23.984	21.710	1:06.743	121

**No.73 REDONDO DE BLAS Carolina**

1	23.273	25.291	21.566	1:10.130	121
2	20.982	24.269	22.617	1:07.868	115
3	21.898	23.747	21.534	1:07.179	116
4	21.201	23.774	21.272	1:06.247	119
5	21.042	23.626	21.393	1:06.061	117
6	21.694	23.214	21.225	1:06.133	121
7	21.259	23.642	21.341	1:06.242	117

**No.83 BARRY-BERG Marie**

1	23.669	25.141	21.762	1:10.572	122
2	21.607	24.014	21.913	1:07.534	113
3	22.571	24.193	21.665	1:08.429	118
4	21.570	23.897	21.672	1:07.139	114
5	21.348	23.844	21.557	1:06.749	115
6	21.365	23.608	21.845	1:06.818	117
7	21.250	23.942	21.734	1:06.926	113

**No.63 GOFF Lewis**

1	23.895	25.080	21.715	1:10.690	122
2	21.180	23.549	21.291	1:06.020	122
3	20.918	23.314	21.164	1:05.396	120
4	20.541	23.202	21.341	1:05.084	120
5	20.687	23.129	21.168	1:04.984	121
6	20.725	23.623	21.126	1:05.474	119
7	21.162	24.244	21.430	1:06.836	116

**No.77 PETR Sarkisyan**

1	28.520	24.729	21.745	1:14.994	117
2	21.223	23.628	21.591	1:06.442	118
3	20.971	24.642	21.507	1:07.120	121
4	21.237	23.747	21.351	1:06.335	121
5	21.628	23.858	21.840	1:07.326	119
6	20.839	23.498	21.525	1:05.862	118
7	20.863	23.759	21.678	1:06.300	122

**No.89 OLIVER SANCHEZ Daniel**

1	22.961	25.533	21.499	1:09.993	124
2	21.301	23.905	21.360	1:06.566	121
3	21.598	23.476	21.271	1:06.345	121
4	20.717	23.343	21.274	1:05.334	122
5	21.043	23.204	21.317	1:05.564	120
6	20.744	23.262	21.225	1:05.231	122
7	20.576	23.926	21.393	1:05.895	119

**No.66 KARAGIANNIS Nikolaos**

1	24.383	25.389	21.707	1:11.479	123
2	21.621	23.724	21.624	1:06.969	120
3	23.046	23.719	21.635	1:08.400	123
4	21.081	23.589	21.361	1:06.031	121
5	20.722	23.409	21.334	1:05.465	122
6	20.732	23.931	21.233	1:05.896	122
7	21.040	24.146	22.111	1:07.297	116

**No.78 CRAIGIE Kenzo**

1	22.408	24.213	21.420	1:08.041	122
2	20.903	23.250	21.247	1:05.400	118
3	20.706	23.154	21.185	1:05.045	120
4	20.818	23.147	21.058	1:05.023	124
5	20.773	23.545	21.094	1:05.412	119
6	21.124	23.237	21.209	1:05.570	117
7	21.803	24.090	21.561	1:07.454	118

**No.97 SAKALA Otto**

1	23.033	23.762	21.430	1:08.225	120
2	21.000	23.418	21.195	1:05.613	122
3	20.608	23.302	21.220	1:05.130	120
4	20.655	23.213	21.205	1:05.073	119
5	20.731	23.258	21.247	1:05.236	121
6	20.991	23.239	21.166	1:05.396	121
7	21.847	24.025	21.623	1:07.495	120

**No.68 RIS Yves**



1	23.098	25.243	21.918	1:10.259	120
---	--------	--------	--------	----------	-----

**No.80 MOHR Moritz**

1	23.827	25.119	22.003	1:10.949	120
---	--------	--------	--------	----------	-----

**No.99 ENGLISH Jamie**

1	24.203	25.366	22.056	1:11.625	122
---	--------	--------	--------	----------	-----

Timekeeper  Race Director 

## X30 JUNIOR

### Qualifying Heat A-E Analysis

For information purposes. No official / regulatory value

Laps	Sector 1	Sector 2	Sector 3	Lap Time	Spd
2	21.588	23.942	21.616	1:07.146	120
3	22.384	24.197	22.094	1:08.675	120
4	20.994	23.860	21.565	1:06.419	117
5	21.119	23.438	21.315	1:05.872	122
6	21.272	23.707	21.389	1:06.368	121
7	21.329	23.980	21.606	1:06.915	115

#### No.101 ALANKO Kimi

1	24.015	25.487	21.685	1:11.187	123
2	21.832	24.207	21.331	1:07.370	122
3	21.952	23.864	21.456	1:07.272	120
4	20.823	23.702	21.352	1:05.877	119
5	21.042	23.426	21.238	1:05.706	122
6	21.260	23.532	21.295	1:06.087	118
7	21.296	24.134	21.647	1:07.077	114

#### No.127 MULDER Juste

1	24.011	24.778	21.790	1:10.579	121
2	21.111	23.601	21.170	1:05.882	123
3	20.903	23.183	21.203	1:05.289	120
4	20.527	23.400	21.329	1:05.256	118
5	20.672	23.194	21.110	1:04.976	121
6	20.818	23.625	21.402	1:05.845	121
7	21.028	24.339	21.315	1:06.682	119

#### No.131 EL BOUZAKHI Mohamed

1	26.190	24.572	22.102	1:12.864	120
2	21.316	24.160	21.467	1:06.943	123
3	22.161	25.133	21.368	1:08.662	124
4	21.236	23.484	21.375	1:06.095	120
5	20.768	23.636	21.395	1:05.799	122
6	21.857	23.756	21.357	1:06.970	118
7	21.052	23.981	21.616	1:06.649	118

Timekeeper 

Race Director 

35 <sup>th</sup>	<b>68</b>	RIS Yves FALCON		<b>18</b>				
33 <sup>th</sup>	<b>99</b>	ENGLISH Jamie TONYKART		<b>17</b>	<b>56</b>	FAYE LUND Christian KR		34 <sup>th</sup>
31 <sup>th</sup>	<b>80</b>	MOHR Moritz KR		<b>16</b>	<b>77</b>	PETR Sarkisyan PANTANO		32 <sup>th</sup>
29 <sup>th</sup>	<b>28</b>	ABELA Daniel TONYKART		<b>15</b>	<b>72</b>	MACEDO Antonio KR		30 <sup>th</sup>
27 <sup>th</sup>	<b>47</b>	MINCIUNA David TONY KART		<b>14</b>	<b>11</b>	HOLMES Adam LN OTK		28 <sup>th</sup>
25 <sup>th</sup>	<b>101</b>	ALANKO Kimi KOSMIC		<b>13</b>	<b>50</b>	LOPES Afonso KART REPUBLIC		26 <sup>th</sup>
23 <sup>th</sup>	<b>33</b>	SABIROV Amir KR		<b>12</b>	<b>131</b>	EL BOUZAKHI Mohamed TBC		24 <sup>th</sup>
21 <sup>th</sup>	<b>20</b>	PALM Hubertus FALCON		<b>11</b>	<b>51</b>	MC LOUGHLIN Jack TONY KART		22 <sup>th</sup>
19 <sup>th</sup>	<b>24</b>	BACHLER Jacob KART REPUBLIC		<b>10</b>	<b>25</b>	GRABKO Deven ENERGY CORSE		20 <sup>th</sup>
17 <sup>th</sup>	<b>83</b>	BARRY-BERG Marie KR		<b>9</b>	<b>66</b>	KARAGIANNIS Nikolaos TONYKART		18 <sup>th</sup>
15 <sup>th</sup>	<b>63</b>	GOFF Lewis OTK		<b>8</b>	<b>127</b>	MULDER Juste CROC PROMOTION		16 <sup>th</sup>
13 <sup>th</sup>	<b>22</b>	BROASCA Javier KR		<b>7</b>	<b>35</b>	LINES Finlay BIREL ART		14 <sup>th</sup>
11 <sup>th</sup>	<b>14</b>	LEHMANN Elias LN		<b>6</b>	<b>73</b>	REDONDO DE BLAS Carolina OTK		12 <sup>th</sup>
9 <sup>th</sup>	<b>89</b>	OLIVER SANCHEZ Daniel TBKART		<b>5</b>	<b>31</b>	ISLIN Lewis CROC		10 <sup>th</sup>
7 <sup>th</sup>	<b>34</b>	HAGELEN Devon KOSMIC		<b>4</b>	<b>27</b>	DA SILVA Gustavo BIREL ART RACING		8 <sup>th</sup>
5 <sup>th</sup>	<b>5</b>	MAÑACH KLISOWSKI Benjamin KART REPUBLIC		<b>3</b>	<b>52</b>	VAN LEEUWEN Quinten FALCON		6 <sup>th</sup>
3 <sup>rd</sup>	<b>97</b>	SAKALA Otto LN		<b>2</b>	<b>81</b>	MALIK Nilas KR		4 <sup>th</sup>
1 <sup>st</sup>	<b>16</b>	PURCELL Evan KR		<b>1</b>	<b>78</b>	CRAIGIE Kenzo KR		2 <sup>nd</sup>

POLE POSITION



Start : 27/11 - 15:15 7 Laps = 11.893 km

Timekeeper

Race Director

IAME Warrior Final 2024: Zuera (ESP) 26/11 - 06/12/2024

Page 1 / 1

IAME Karting

Apex Timing GoRacing

## X30 JUNIOR

### Qualifying Heat B-D Results

Document 51.1

Subject to scrutineering & sporting investigations

Rnk	No.	Competitor	Driver	D. Nat	Equipment	Laps	Gap	Interv.	Best lap	Penalty	Spd	Points
1	42	MDC RACING	MOTA MOTA Daniel		KR	7			1:05.399		119.6	0
2	199	RSD RACING	DE DONCKER Arthur		KOSMIC	7	0.007	0.007	1:05.390		121.3	2
3	91	DREAM RACING	BONHOMME Lucas		KOSMIC	7	0.486	0.479	1:05.188		123.3	3
4	36	MOL RACING	KRASauskas Elvis		TONY KART	7	1.125	0.639	1:05.587		122.8	4
5	41	FUSION MOTORSPORT	DE RAEDEMAEKER Stig		KOSMIC	7	1.375	0.250	1:05.810		122.2	5
6	60	EB-SPORTPROMOTION	BERND Emilio		KART REPUBLIC	7	1.469	0.094	1:06.193		122.1	6
7	79	AUTO CLUB RC2 VALLÈS	RANA Yug		OTK	7	1.510	0.041	1:06.138		123.7	7
8	98	CROC PROMOTION	PATEL Maayan		CROC PROMOTION	7	1.992	0.482	1:06.134		123.0	8
9	58	ECK MOTORSPORT	MARTINEZ Raul Luis		OTK TONYKART	7	2.713	0.721	1:06.637		122.0	9
10	86	DREAM RACING	PRUDENT Maxime		KOSMIC	7	2.756	0.043	1:05.468		122.7	10
11	55	MICK BARRETT RACING	YUILL Max		GILLARD	7	3.052	0.296	1:05.743		122.8	11
12	130	BRIAN WOODWARD	WOODWARD Ethan		TBC	7	3.145	0.093	1:05.731		123.4	12
13	43	VICTORY LANE KARTING	CLANCY Conor		KR	7	4.789	1.644	1:06.440		120.1	13
14	71	DRM RACING TEAM	FAHRUDDIN Zarief Rayqal		FALCON	7	4.932	0.143	1:06.342		122.7	14
15	96	FALCON	VAN SCHEIJNDEL Bink		FALCON	7	5.093	0.161	1:06.565		124.3	15
16	40	DREAM RACING	ANJAIMAN Janna		KOSMIC	7	5.771	0.678	1:06.357		122.3	16
17	3	MICK BARRETT RACING	BUCKLEY Tadgh		GILLARD	7	6.842	1.071	1:06.170		124.9	17
18	74	TALVAR RACING	KARI Mikael		TONY KART	7	6.843	0.001	1:07.248		122.8	18
19	10	SPIRIT-KARTING.CH	ALLEMANN Dan		LN	7	7.590	0.747	1:06.544		126.0	19
20	102	ZANCHI MOTORSPORT	KAMAL Rafael		TONY KART	7	7.639	0.049	1:06.756		121.0	20
21	12	ECK MOTORSPORT	GARROW Conrad		TONYKART	7	7.966	0.327	1:07.122		121.7	21
22	104	FUSION	REIJS Felipe		KR	7	8.286	0.320	1:06.643		125.3	22
23	88	VDK RACING	HERMAN Gilles		KR	7	8.293	0.007	1:07.205		120.1	23
24	65	ZANCHI MOTORSPORT	JERCAN Ioan Tudor		TONY KART	7	8.690	0.397	1:07.057		123.0	24
25	70	AUTO CLUB RC2 VALLES	PIÑERA RUSIÑOL Roc		OTK	7	8.999	0.309	1:06.988		120.8	25
26	85	SIM-ON	ERBERSDOBLER Lias		KOSMIC	7	9.674	0.675	1:07.228		120.9	26
27	93	MEN	KREEFT Didier		KR	7	10.205	0.531	1:06.148	+5.000	122.9	27
28	19	DUTT MOTORSPORT BY FENSTER.COM	NÖLKEN Noah		TONY	7	10.829	0.624	1:07.161		120.7	28
29	54	PAROLIN SPAIN	GJERDE Adrian		PAROLIN	7	10.877	0.048	1:07.013		121.4	29
30	76	FUSION MOTORSPORT	HARTE Makayla		KART REPUBLIC	7	10.960	0.083	1:06.513		121.1	30
31	18	PANTANO RACING TEAM	GALIMBERTI Andrea		PANTANO	7	13.564	2.604	1:07.651	+5.000	119.6	31
32	90	FORCE RACING FINLAND	KOLARI Uuno		LN	7	13.570	0.006	1:07.688	+5.000	122.1	32
33	45	KR MOTORSPORT SRL	TEIXEIRA Gabriela		KR	7	13.926	0.356	1:07.004	+5.000	119.7	33
34	61	READYTORACE	PINTO Bernardo		TONY KART	7	14.506	0.580	1:07.087	+5.000	120.0	34
35	64	AD MOTORSPORT	LANDSTRÖM Jonathan		ENERGY	0	7 Laps	7 Laps				35

No.93 KREEFT Didier : 5 sec time penalty for incorrectly installed Front Fairing or incorrect position of front fairing. According to Stewards' Decision No.62-93.

No.18 GALIMBERTI Andrea : 5 sec time penalty for incorrectly installed Front Fairing or incorrect position of front fairing. According to Stewards' Decision No.62-18.

Leaders : No.42 MOTA MOTA Daniel (1-7)

Start Time : 27/11 - 14:58:07

Best lap : No.91 BONHOMME Lucas 1:05.188 93.83 kph

Weather : Sunny Air : 13°C Track : Dry

Event Record : No.16 PURCELL Evan 1:04.227 95.23 kph

SLOW 00:19

05:19 Lap 4

Steward #1

Steward #2

Steward #3

IAME Warrior Final 2024: Zuera (ESP) 26/11 - 06/12/2024

Page 1 / 2

IAME Karting

Apex Timing GoRacing

## X30 JUNIOR

### Qualifying Heat B-D Lap Chart

For information purposes. No official / regulatory value

	1	2	3	4	5	6	7	8	9	10	11	12	13	14	15	16	17	18	19	20	21	22	23	24	25	26	27	28	29	30	31	32	33	34	35
Grid	42	41	199	36	79	64	91	104	70	3	10	55	96	65	60	98	58	71	93	130	86	43	74	18	85	12	102	90	40	45	76	19	88	61	54
Start	42	199	79	91	70	41	36	10	<del>64</del>	104	96	3	60	55	65	58	98	71	93	130	86	43	74	85	18	102	12	40	90	45	76	19	88	61	54
Lap 1 Interval	42	199	91	41	36	79	60	96	55	58	98	71	86	93	130	43	74	18	102	40	12	90	65	45	88	61	76	19	10	104	54	3	70	85	
Lap 2	42	199	91	41	36	79	60	96	55	58	98	71	86	93	130	43	74	18	102	40	12	90	65	45	88	61	76	19	10	104	54	3	70	85	
Lap 3	42	199	91	41	36	79	60	96	55	58	98	71	86	93	130	43	74	18	102	40	12	90	65	45	88	61	76	19	10	104	54	3	70	85	
Lap 4	42	199	91	41	36	60	79	96	55	58	98	71	86	93	130	43	74	18	102	40	12	90	65	45	88	61	76	19	10	104	54	3	70	85	
Lap 5	42	199	36	91	41	60	79	58	98	55	86	130	93	96	43	71	74	18	40	90	102	88	12	3	65	10	104	19	45	61	70	54	85	76	
Lap 6	42	199	91	36	41	60	79	98	58	86	55	130	43	96	71	93	40	74	102	3	18	10	88	12	90	65	104	19	45	61	70	54	85	76	
Lap 7	42	199	91	36	41	60	79	98	58	86	55	130	43	71	96	93	40	3	74	10	102	12	104	88	18	90	65	45	70	61	85	19	54	76	

Timekeeper 

Race Director 



# X30 JUNIOR

## Qualifying Heat B-D Analysis

For information purposes. No official / regulatory value

Laps	Sector 1	Sector 2	Sector 3	Lap Time	Spd	Laps	Sector 1	Sector 2	Sector 3	Lap Time	Spd	Laps	Sector 1	Sector 2	Sector 3	Lap Time	Spd
<b>No.3 BUCKLEY Tadgh</b>						<b>No.36 KRASAUSKAS Elvis</b>						<b>No.45 TEIXEIRA Gabriela</b>					
1	27.711	31.480	29.727	1:28.918	98	1	22.504	25.893	28.261	1:16.658	98	1	24.334	29.066	28.755	1:22.155	107
2	26.066	25.211	23.422	1:14.699	88	2	26.708	27.014	24.079	1:17.801	91	2	26.474	26.932	23.347	1:16.753	83
3	27.345	24.699	22.919	1:14.963	90	3	25.000	24.930	23.675	1:13.605	97	3	26.409	24.996	22.124	1:13.529	91
4	25.189	25.888	26.208	1:17.285	119	4	24.854	26.091	33.015	1:23.960	111	4	26.292	24.639	29.110	1:20.041	117
5	21.470	24.200	21.666	1:07.336	124	5	21.260	23.600	21.257	1:06.117	122	5	22.246	25.043	23.120	1:10.409	112
6	20.668	23.905	21.597	1:06.170	117	6	20.962	23.369	21.256	1:05.587	118	6	21.535	23.722	21.772	1:07.029	119
7	21.217	24.230	21.435	1:06.882	118	7	21.018	24.720	21.452	1:07.190	117	7	21.616	23.824	21.564	1:07.004	118
<b>No.10 ALLEMANN Dan</b>						<b>No.40 ANJAIMAN Janna</b>						<b>No.54 GJERDE Adrian</b>					
1	26.560	31.078	29.459	1:27.097	99	1	23.935	28.372	28.586	1:20.893	96	1	24.488	32.105	30.167	1:26.760	98
2	25.298	26.802	23.243	1:15.343	84	2	26.601	26.888	23.591	1:17.080	85	2	25.594	25.746	23.060	1:14.400	95
3	27.117	24.699	22.532	1:14.348	96	3	26.077	24.860	22.585	1:13.522	68	3	27.442	24.773	22.941	1:15.156	95
4	25.988	24.981	27.824	1:18.793	119	4	25.508	25.502	29.692	1:20.702	115	4	25.087	26.126	26.381	1:17.594	118
5	22.118	24.408	21.688	1:08.214	126	5	22.369	24.758	21.660	1:08.787	122	5	22.269	24.338	22.045	1:08.652	111
6	21.250	23.811	21.483	1:06.544	121	6	21.198	23.979	21.477	1:06.654	122	6	21.691	23.818	21.504	1:07.013	121
7	21.260	24.377	21.369	1:07.006	122	7	21.119	23.774	21.464	1:06.357	119	7	21.960	25.002	21.849	1:08.811	120
<b>No.12 GARROW Conrad</b>						<b>No.41 DE RAEDEMAEKER Stig</b>						<b>No.55 YUILL Max</b>					
1	24.290	28.584	28.554	1:21.428	103	1	22.328	25.831	28.299	1:16.458	98	1	23.100	26.231	28.269	1:17.600	89
2	26.674	26.909	23.533	1:17.116	85	2	26.756	27.049	24.042	1:17.847	90	2	27.280	26.331	24.166	1:17.777	96
3	26.153	24.919	22.442	1:13.514	68	3	24.944	25.018	23.587	1:13.549	96	3	24.908	25.474	23.184	1:13.566	76
4	25.533	25.541	29.592	1:20.666	115	4	24.853	26.145	33.063	1:24.061	112	4	25.071	25.564	32.344	1:22.979	114
5	22.277	25.309	22.031	1:09.617	121	5	21.177	23.817	21.613	1:06.607	122	5	22.563	24.051	21.574	1:08.188	119
6	21.401	24.255	21.471	1:07.127	121	6	21.048	23.425	21.337	1:05.810	120	6	21.172	23.349	21.222	1:05.743	122
7	21.304	24.231	21.587	1:07.122	119	7	20.679	24.684	21.532	1:06.895	117	7	20.961	23.931	21.637	1:06.529	121
<b>No.18 GALIMBERTI Andrea</b>						<b>No.42 MOTA MOTA Daniel</b>						<b>No.58 MARTINEZ Raul Luis</b>					
1	23.999	28.124	28.753	1:20.876	90	1	21.953	25.722	27.623	1:15.298	104	1	23.234	26.203	28.749	1:18.186	94
2	26.312	26.778	23.855	1:16.945	93	2	27.133	26.828	24.594	1:18.555	83	2	26.782	26.401	24.152	1:17.335	95
3	25.597	24.941	22.954	1:13.492	75	3	24.550	25.432	23.404	1:13.386	99	3	25.185	25.225	23.219	1:13.629	84
4	25.282	25.378	30.420	1:21.080	113	4	25.094	26.265	33.187	1:24.546	110	4	24.986	25.548	32.195	1:22.729	114
5	22.344	24.897	21.685	1:08.926	119	5	21.322	23.537	21.455	1:06.314	116	5	21.810	23.528	21.299	1:06.637	121
6	21.160	24.523	21.968	1:07.651	119	6	20.861	23.267	21.271	1:05.399	119	6	21.081	24.036	21.576	1:06.693	122
7	21.493	24.769	22.026	1:08.288	118	7	21.426	23.757	21.472	1:06.655	114	7	21.237	23.934	21.559	1:06.730	118
<b>No.19 NÖLKEN Noah</b>						<b>No.43 CLANCY Conor</b>						<b>No.60 BERND Emilio</b>					
1	24.474	30.654	29.075	1:24.203	97	1	23.725	27.991	28.705	1:20.421	93	1	22.495	26.133	28.477	1:17.105	95
2	25.910	26.714	23.409	1:16.033	88	2	26.286	26.608	24.268	1:17.162	91	2	26.916	26.675	24.038	1:17.629	95
3	26.840	25.126	22.439	1:14.405	99	3	25.248	25.042	23.173	1:13.463	75	3	24.943	25.051	23.566	1:13.560	86
4	25.680	25.102	28.090	1:18.872	117	4	25.054	25.117	30.931	1:21.102	116	4	25.018	25.698	32.669	1:23.385	112
5	22.165	24.660	22.091	1:08.916	120	5	22.442	24.290	21.827	1:08.559	120	5	21.457	23.737	21.334	1:06.528	122
6	21.338	23.939	21.884	1:07.161	119	6	21.017	24.082	21.430	1:06.529	117	6	20.720	24.086	21.387	1:06.193	119
7	22.300	24.917	21.877	1:09.094	119	7	21.454	23.540	21.446	1:06.440	117	7	20.617	24.245	21.549	1:06.411	119

Timekeeper Race Director



# X30 JUNIOR

## Qualifying Heat B-D Analysis

For information purposes. No official / regulatory value

Laps	Sector 1	Sector 2	Sector 3	Lap Time	Spd
<b>No.61 PINTO Bernardo</b>					
1	24.148	30.089	28.878	1:23.115	104
2	26.047	27.008	23.376	1:16.431	85
3	26.451	24.905	22.655	1:14.011	104
4	25.671	25.032	28.816	1:19.519	112
5	22.264	24.577	22.618	1:09.459	118
6	21.340	23.835	21.912	1:07.087	119
7	21.546	24.475	21.503	1:07.524	118

Laps	Sector 1	Sector 2	Sector 3	Lap Time	Spd
<b>No.76 HARTE Makayla</b>					
1	24.496	30.181	28.875	1:23.552	105
2	26.104	26.877	23.336	1:16.317	88
3	26.647	24.852	22.590	1:14.089	103
4	25.867	25.056	28.486	1:19.409	115
5	21.915	27.201	22.468	1:11.584	116
6	21.455	24.137	21.774	1:07.366	116
7	21.172	23.663	21.678	1:06.513	121

Laps	Sector 1	Sector 2	Sector 3	Lap Time	Spd
<b>No.90 KOLARI Uuno</b>					
1	23.842	28.909	28.459	1:21.210	111
2	26.753	27.009	23.366	1:17.128	79
3	26.211	25.172	22.118	1:13.501	81
4	26.413	24.598	29.513	1:20.524	115
5	22.243	24.789	21.534	1:08.566	122
6	21.514	24.116	22.432	1:08.062	116
7	21.721	24.219	21.748	1:07.688	117

Laps	Sector 1	Sector 2	Sector 3	Lap Time	Spd
<b>No.65 JERCAN Ioan Tudor</b>					
1	25.142	29.100	28.544	1:22.786	106
2	26.646	27.103	23.218	1:16.967	80
3	26.529	25.065	21.931	1:13.525	88
4	26.332	24.803	29.242	1:20.377	117
5	22.601	25.042	21.933	1:09.576	123
6	21.647	24.014	21.396	1:07.057	123
7	21.648	24.026	21.981	1:07.655	121

Laps	Sector 1	Sector 2	Sector 3	Lap Time	Spd
<b>No.79 RANA Yug</b>					
1	22.721	26.308	28.254	1:17.283	101
2	26.744	26.855	24.033	1:17.632	93
3	25.074	25.011	23.703	1:13.788	90
4	24.777	26.035	32.894	1:23.706	108
5	21.629	23.731	21.242	1:06.602	122
6	20.816	24.055	21.267	1:06.138	123
7	20.719	24.155	21.517	1:06.391	119

Laps	Sector 1	Sector 2	Sector 3	Lap Time	Spd
<b>No.91 BONHOMME Lucas</b>					
1	22.347	25.684	27.693	1:15.724	101
2	27.103	26.747	24.474	1:18.324	86
3	24.897	25.060	23.656	1:13.613	98
4	24.921	26.148	33.137	1:24.206	111
5	21.874	23.403	21.227	1:06.504	123
6	20.784	23.237	21.167	1:05.188	118
7	21.304	24.312	21.280	1:06.896	117

Laps	Sector 1	Sector 2	Sector 3	Lap Time	Spd
<b>No.70 PIÑERA RUSIÑOL Roc</b>					
1	28.295	32.017	29.431	1:29.743	96
2	26.068	25.250	23.312	1:14.630	89
3	27.559	24.640	22.702	1:14.901	88
4	25.257	26.030	25.975	1:17.262	120
5	21.977	24.153	22.196	1:08.326	114
6	21.601	23.734	21.723	1:07.058	120
7	21.680	23.803	21.505	1:06.988	118

Laps	Sector 1	Sector 2	Sector 3	Lap Time	Spd
<b>No.85 ERBERSDOBLER Lias</b>					
1	33.191	26.861	28.964	1:29.016	96
2	26.869	24.613	23.060	1:14.542	97
3	27.708	25.079	22.129	1:14.916	92
4	26.290	25.423	25.516	1:17.229	118
5	21.777	24.383	21.994	1:08.154	120
6	21.702	23.922	21.604	1:07.228	119
7	21.582	24.208	21.529	1:07.319	119

Laps	Sector 1	Sector 2	Sector 3	Lap Time	Spd
<b>No.93 KREEFT Didier</b>					
1	23.757	27.346	28.906	1:20.009	92
2	26.348	26.657	24.163	1:17.168	99
3	25.038	25.158	23.288	1:13.484	82
4	24.968	25.206	31.238	1:21.412	115
5	21.644	25.063	21.502	1:08.209	122
6	21.739	24.615	21.448	1:07.802	120
7	21.270	23.646	21.232	1:06.148	122

Laps	Sector 1	Sector 2	Sector 3	Lap Time	Spd
<b>No.71 FAHRUDDIN Zariéf Rayqal</b>					
1	23.310	26.748	28.598	1:18.656	90
2	26.795	26.448	24.068	1:17.311	93
3	25.318	25.321	23.215	1:13.854	83
4	25.017	25.212	31.862	1:22.091	114
5	23.036	24.343	21.926	1:09.305	122
6	20.817	24.310	21.296	1:06.423	122
7	21.309	23.651	21.382	1:06.342	119

Laps	Sector 1	Sector 2	Sector 3	Lap Time	Spd
<b>No.86 PRUDENT Maxime</b>					
1	23.310	27.235	28.541	1:19.086	96
2	26.703	26.661	23.940	1:17.304	98
3	25.441	25.271	22.962	1:13.674	85
4	25.043	25.388	31.443	1:21.874	115
5	21.845	24.565	21.425	1:07.835	122
6	20.923	23.311	21.234	1:05.468	121
7	21.094	23.873	21.503	1:06.470	121

Laps	Sector 1	Sector 2	Sector 3	Lap Time	Spd
<b>No.96 VAN SCHEIJNDEL Bink</b>					
1	23.066	26.053	28.322	1:17.441	94
2	27.052	26.623	24.020	1:17.695	97
3	25.015	25.171	23.408	1:13.594	83
4	25.104	25.713	32.459	1:23.276	112
5	23.152	24.180	21.472	1:08.804	124
6	21.492	24.347	21.352	1:07.191	120
7	21.456	23.788	21.321	1:06.565	121

Laps	Sector 1	Sector 2	Sector 3	Lap Time	Spd
<b>No.74 KARI Mikael</b>					
1	23.816	28.121	28.836	1:20.773	90
2	26.287	26.609	24.072	1:16.968	89
3	25.343	25.084	23.047	1:13.474	80
4	25.188	25.185	30.655	1:21.028	115
5	22.393	24.289	22.116	1:08.798	122
6	20.863	24.599	21.786	1:07.248	122
7	21.611	24.244	21.517	1:07.372	118

Laps	Sector 1	Sector 2	Sector 3	Lap Time	Spd
<b>No.88 HERMAN Gilles</b>					
1	24.201	29.537	28.725	1:22.463	104
2	26.581	26.834	23.178	1:16.593	79
3	26.689	24.893	22.279	1:13.861	98
4	26.062	24.744	28.824	1:19.630	117
5	22.160	24.986	21.708	1:08.854	120
6	21.920	23.732	21.553	1:07.205	118
7	21.589	24.072	21.818	1:07.479	115

Laps	Sector 1	Sector 2	Sector 3	Lap Time	Spd
<b>No.98 PATEL Maayan</b>					
1	23.228	26.286	28.805	1:18.319	93
2	26.836	26.396	24.134	1:17.366	94
3	25.179	25.210	23.431	1:13.820	80
4	24.911	25.419	32.052	1:22.382	115
5	21.803	23.673	21.234	1:06.710	122
6	20.815	24.235	21.347	1:06.397	120
7	21.227	23.653	21.254	1:06.134	120

Timekeeper Race Director



## X30 JUNIOR

### Qualifying Heat B-D Analysis

For information purposes. No official / regulatory value

Laps Sector 1 Sector 2 Sector 3 Lap Time Spd

#### No.102 KAMAL Rafael

1	24.276	28.170	28.625	1:21.071	93
2	26.532	26.706	23.787	1:17.025	92
3	25.861	24.705	23.027	1:13.593	69
4	25.233	25.437	30.172	1:20.842	115
5	22.363	25.019	21.919	1:09.301	121
6	21.115	23.955	21.686	1:06.756	118
7	21.747	24.310	21.672	1:07.729	116

#### No.104 REIJS Felipe

1	26.522	31.624	29.345	1:27.491	102
2	25.568	26.593	23.146	1:15.307	100
3	27.332	24.895	22.875	1:15.102	98
4	25.083	25.963	26.687	1:17.733	118
5	21.967	24.510	21.811	1:08.288	121
6	21.362	23.912	21.369	1:06.643	125
7	21.520	23.979	21.699	1:07.198	116

#### No.130 WOODWARD Ethan

1	23.691	27.727	28.853	1:20.271	92
2	26.255	26.700	24.182	1:17.137	92
3	25.059	25.111	23.372	1:13.542	76
4	24.897	25.100	31.222	1:21.219	116
5	22.316	24.116	21.327	1:07.759	123
6	21.101	23.429	21.201	1:05.731	122
7	20.944	23.902	21.604	1:06.450	118

#### No.199 DE DONCKER Arthur

1	21.971	25.940	27.628	1:15.539	101
2	27.157	26.783	24.506	1:18.446	82
3	24.710	25.266	23.413	1:13.389	102
4	25.137	26.180	33.096	1:24.413	110
5	21.374	23.585	21.361	1:06.320	121
6	20.889	23.330	21.171	1:05.390	119
7	21.449	23.835	21.316	1:06.600	117

Timekeeper 

Race Director 



35 <sup>th</sup>	<b>54</b>	<b>GJERDE Adrian</b> PAROLIN		<b>18</b>				
33 <sup>th</sup>	<b>88</b>	<b>HERMAN Gilles</b> KR		<b>17</b>	<b>61</b>	<b>PINTO Bernardo</b> TONY KART		34 <sup>th</sup>
31 <sup>th</sup>	<b>76</b>	<b>HARTE Makayla</b> KART REPUBLIC		<b>16</b>	<b>19</b>	<b>NÖLKEN Noah</b> TONY		32 <sup>th</sup>
29 <sup>th</sup>	<b>40</b>	<b>ANJAIMAN Janna</b> KOSMIC		<b>15</b>	<b>45</b>	<b>TEIXEIRA Gabriela</b> KR		30 <sup>th</sup>
27 <sup>th</sup>	<b>102</b>	<b>KAMAL Rafael</b> TONY KART		<b>14</b>	<b>90</b>	<b>KOLARI Uuno</b> LN		28 <sup>th</sup>
25 <sup>th</sup>	<b>85</b>	<b>ERBERSDOBLER Lias</b> KOSMIC		<b>13</b>	<b>12</b>	<b>GARROW Conrad</b> TONYKART		26 <sup>th</sup>
23 <sup>th</sup>	<b>74</b>	<b>KARI Mikael</b> TONY KART		<b>12</b>	<b>18</b>	<b>GALIMBERTI Andrea</b> PANTANO		24 <sup>th</sup>
21 <sup>th</sup>	<b>86</b>	<b>PRUDENT Maxime</b> KOSMIC		<b>11</b>	<b>43</b>	<b>CLANCY Conor</b> KR		22 <sup>th</sup>
19 <sup>th</sup>	<b>93</b>	<b>KREEFT Didier</b> KR		<b>10</b>	<b>130</b>	<b>WOODWARD Ethan</b> TBC		20 <sup>th</sup>
17 <sup>th</sup>	<b>58</b>	<b>MARTINEZ Raul Luis</b> OTK TONYKART		<b>9</b>	<b>71</b>	<b>FAHRUDDIN Zariief Rayqal</b> FALCON		18 <sup>th</sup>
15 <sup>th</sup>	<b>60</b>	<b>BERND Emilio</b> KART REPUBLIC		<b>8</b>	<b>98</b>	<b>PATEL Maayan</b> CROC PROMOTION		16 <sup>th</sup>
13 <sup>th</sup>	<b>96</b>	<b>VAN SCHEIJNDEL Bink</b> FALCON		<b>7</b>	<b>65</b>	<b>JERCAN Ioan Tudor</b> TONY KART		14 <sup>th</sup>
11 <sup>th</sup>	<b>10</b>	<b>ALLEMANN Dan</b> LN		<b>6</b>	<b>55</b>	<b>YUILL Max</b> GILLARD		12 <sup>th</sup>
9 <sup>th</sup>	<b>70</b>	<b>PIÑERA RUSIÑOL Roc</b> OTK		<b>5</b>	<b>3</b>	<b>BUCKLEY Tadgh</b> GILLARD		10 <sup>th</sup>
7 <sup>th</sup>	<b>91</b>	<b>BONHOMME Lucas</b> KOSMIC		<b>4</b>	<b>104</b>	<b>REIJS Felipe</b> KR		8 <sup>th</sup>
5 <sup>th</sup>	<b>79</b>	<b>RANA Yug</b> OTK		<b>3</b>	<b>64</b>	<b>LANDSTRÖM Jonathan</b> ENERGY		6 <sup>th</sup>
3 <sup>rd</sup>	<b>199</b>	<b>DE DONCKER Arthur</b> KOSMIC		<b>2</b>	<b>36</b>	<b>KRASAUSKAS Elvis</b> TONY KART		4 <sup>th</sup>
1 <sup>st</sup>	<b>42</b>	<b>MOTA MOTA Daniel</b> KR		<b>1</b>	<b>41</b>	<b>DE RAEDEMAEKER Stig</b> KOSMIC		2 <sup>nd</sup>

POLE POSITION



Start : 27/11 - 14:55 7 Laps = 11.893 km

Timekeeper 

Race Director 

IAME Warrior Final 2024: Zuera (ESP) 26/11 - 06/12/2024

Page 1 / 1

IAME Karting

Apex Timing GoRacing 

## X30 JUNIOR

### Qualifying Heat C-F Results

Document 50.2

Subject to scrutineering & sporting investigations

Rnk	No.	Competitor	Driver	D. Nat	Equipment	Laps	Gap	Interv.	Best lap	Penalty	Spd	Points
1	▲3	1	FUSION MOTORSPORT	MACKIE Harrison		KART REPUBLIC	7		1:05.121		121.7	0
2	▲10	29	AXION RACING	MARTINEZ Alex		KR	7	0.809	1:04.615		122.5	2
3	▲4	59	DMS	KELLEHER Daniel		KR	7	1.470	1:04.812		124.0	3
4	▲1	75	AUTO CLUB RC2 VALLES	PIÑERA RUSIÑOL Aleix		OTK	7	2.592	1:04.688		124.5	4
5	▲11	2	JAMIE GREEN RACING	GREEN Zac		KART REPUBLIC	7	2.907	1:04.590		126.7	5
6	▲5	84	JJ RACING	DETROJA Jagrat		KR	7	5.031	1:05.266		123.5	6
7	▲2	23	RSD RACING	SENNA Meunier		LN	7	5.070	1:04.927		122.6	7
8	▼5	44	BIREL ART RACING	GARCIA DIAZ Nicolas		BIREL ART RACING	7	5.295	1:05.249		124.8	8
9	▼7	32	MICK BARRETT RACING	SHARP Aston		GILLARD	7	5.337	1:04.730		122.7	9
10	▲9	4	FUSION MOTORSPORT	CRANHAM Riley		KART REPUBLIC	7	5.395	1:04.687		126.1	10
11	▲12	30	MDC RACING TEAM	GALE Toby		KR	7	5.615	1:04.830		124.7	11
12	▲5	106	FUSION MOTORSPORT	HELDER Jorn		OTK	7	5.834	1:05.154		125.9	12
13	▼5	87	TBKART RACING TEAM SRL	MELIS Matteo		TBKART	7	6.073	1:05.135		124.0	13
14	▼1	15	MICK BARRETT RACING	EDGAR Jorge		GILLARD	7	6.368	1:05.038		124.1	14
15	▼9	46	BMR	WOOLLEY Samuel		KR	7	6.422	1:04.791		125.8	15
16	▲5	92	SG DRIVERS	GUYONNET Vivien		REDSPEED	7	6.477	1:05.001		123.6	16
17	▼3	105	CLUBKALIKART	BAUTISTA DELICH Jose		KALIKART	7	6.691	1:05.039		124.4	17
18	▼17	57	BMR	OWEN Archie		KR	7	8.617	1:05.082	+5.000	123.5	18
19	▲1	129	VDK RACING	SILKUNAITA Vanessa		KR	7	8.917	1:05.203		122.7	19
20	▲6	38	DREAM RACING	HIGGINS Kaiden		KOSMIC	7	9.836	1:05.230		121.7	20
21	▲12	37	PREMIUM KARTING	WING THUNG Katrina Ee		LANDO NORRIS	7	10.593	1:05.412		123.7	21
22	▲6	53	TEAM ASKELAND MOTORSPORT	ASKELAND Joachim		KART REPUBLIK	7	11.710	1:05.722		122.8	22
23	▲4	100	TBKART RACING TEAM SRL	PERUCCIO Matteo		TBKART	7	11.725	1:05.646		123.0	23
24	▲5	9	ZANCHI MOTORSPORT	NIKISHOV Nikita		OTK	7	13.518	1:05.463	+5.000	123.9	24
25	▼15	26	LKM RACING	GENOLET Alexis		DAP	7	13.943	1:05.344	+5.000	122.4	25
26	▼11	17	VICTORY LANE	REILLY Scott		KART REPUBLIC	7	14.418	1:05.762	+5.000	122.9	26
27	▼9	48	KALI KART BY JORGE PESCADOR	MIFSUD Dario Joey		KALI KART	7	14.803	1:05.436	+5.000	122.3	27
28	▼6	95	ECK MOTORSPORT	VARGAS Gustavo		TONY KART	7	15.203	1:05.934		117.4	28
29	▲1	69	AD MOTORSPORT	OLERT Max		ENERGY CORSE	7	16.947	1:05.623	+5.000	123.8	29
30	▲2	21	VDK	RODRIGUES Jan		ALONSO KART	7	17.150	1:05.448	+5.000	123.2	30
31	▲3	39	MEGAKART DZ	SRYSER AISSA Danyl		SODI	7	18.881	1:06.169		117.9	31
32	▼7	128	GM FUEL	DEL PORTILLO HUMANES Jaime		CRG	7	28.909	1:06.285	+5.000	115.8	32
33	▼9	49	FUSION MOTORSPORT	PERUZZI Leonidas		KR	4	3 Laps	1:09.660	+5.000	117.7	33
34	▼3	103	DMS	JOHNSTON Evan		KR	2	5 Laps	1:07.067		119.2	34

No.57 OWEN Archie : 5 sec time penalty for incorrectly installed Front Fairing or incorrect position of front fairing. According to Stewards' Decision No.60-57.  
 No.9 NIKISHOV Nikita : 5 sec time penalty for incorrectly installed Front Fairing or incorrect position of front fairing. According to Stewards' Decision No.60-9.  
 No.26 GENOLET Alexis : 5 sec time penalty for incorrectly installed Front Fairing or incorrect position of front fairing. According to Stewards' Decision No.60-26.  
 No.17 REILLY Scott : 5 sec time penalty for incorrectly installed Front Fairing or incorrect position of front fairing. According to Stewards' Decision No.60-17.

Leaders : No.57 OWEN Archie (1-1) / No.1 MACKIE Harrison (2-7)

Start Time : 27/11 - 14:37:40

Best lap : No.2 GREEN Zac 1:04.590 94.70 kph

Weather : Sunny Air : 13°C Track : Dry

Event Record : No.16 PURCELL Evan 1:04.227 95.23 kph

No.103 01:32 Lap 1

No.21 INVEST 03:51 Lap 3

Steward #1

Steward #2

Steward #3

IAME Warrior Final 2024: Zuera (ESP) 26/11 - 06/12/2024

IAME Karting

Apex Timing GoRacing





# X30 JUNIOR

## Qualifying Heat C-F Lap Chart

For information purposes. No official / regulatory value

	1	2	3	4	5	6	7	8	9	10	11	12	13	14	15	16	17	18	19	20	21	22	23	24	25	26	27	28	29	30	31	32	33	34
Grid	57	32	44	1	75	46	59	87	23	26	84	29	15	105	17	2	106	48	4	129	92	95	30	49	128	38	100	53	9	69	103	21	37	39
Start	57	32	44	1	75	46	59	87	23	26	29	84	15	105	2	48	17	129	106	95	4	92	49	30	128	38	100	9	53	103	69	37	21	39
Lap 1 Interval	57	1	44	59	75	29	32	46	23	84	106	2	17	15	87	4	30	92	129	48	9	105	26	38	100	37	53	21	69	95	103	39	49	128
		0.0	0.3	0.7	0.1	0.1	0.2	0.0	0.2	0.4	0.2	0.0	0.1	0.0	0.2	0.0	0.0	0.2	0.2	0.4	0.5	0.4	0.4	0.7	0.2	0.0	0.1	1.1	0.0	2.0	0.1	1.3	0.8	2.8
Lap 2	1	44	57	75	29	59	46	23	84	106	2	32	30	17	4	15	87	92	129	9	105	48	26	37	100	38	53	69	21	95	103	39	128	49
		0.1	0.0	0.6	0.0	0.1	1.0	0.2	0.1	0.3	0.0	0.3	0.1	0.1	0.0	0.0	0.1	0.3	0.7	0.1	0.0	0.4	0.1	1.7	0.1	0.2	0.1	0.6	0.2	1.9	0.7	1.3	3.9	1.6
Lap 3	1	44	57	59	29	75	46	23	84	2	106	30	32	4	17	87	15	92	129	9	105	26	48	38	53	100	37	69	21	95	39	128	49	
		0.1	0.2	0.4	0.2	0.1	0.8	0.2	0.3	0.0	0.2	0.6	0.5	0.1	0.3	0.0	0.2	0.1	0.8	0.0	0.0	1.0	0.2	1.2	0.3	0.1	0.1	0.2	0.4	1.8	2.5	4.2	4.4	
Lap 4	1	44	57	59	29	75	46	23	2	106	84	30	4	32	87	17	92	15	105	9	129	26	48	38	53	37	100	69	21	95	39	128	49	
		0.2	0.1	0.0	0.0	0.2	1.1	0.1	0.0	0.8	0.1	0.2	0.7	0.2	0.9	0.2	0.0	0.1	0.5	0.4	0.0	0.6	0.5	1.2	0.3	0.1	0.3	0.0	0.4	2.3	2.7	4.5	7.8	
Lap 5	1	29	57	59	75	44	46	2	23	84	30	106	4	32	87	15	105	17	92	9	129	26	48	38	37	53	69	100	21	95	39	128		
		0.8	0.0	0.2	0.2	0.0	0.1	0.0	0.3	1.2	0.2	0.0	0.0	0.2	1.3	0.7	0.6	0.0	0.0	0.2	0.7	0.0	0.7	0.9	0.5	0.4	0.0	0.2	0.1	2.5	3.2	4.6		
Lap 6	1	57	29	59	75	23	2	44	84	4	30	32	46	106	87	15	92	105	17	9	129	26	48	38	37	69	53	100	21	95	39	128		
		0.7	0.0	0.2	1.6	0.3	0.0	0.2	0.0	0.4	0.1	0.2	1.0	0.2	0.0	0.2	0.7	0.1	0.4	0.1	0.3	0.4	0.5	0.7	0.7	0.6	0.0	0.3	0.6	2.4	3.4	4.7		
Lap 7	1	29	59	75	2	57	84	23	44	32	4	30	106	87	15	46	92	105	9	129	26	17	48	38	37	53	100	69	21	95	39	128		
		0.8	0.6	1.1	0.3	0.7	1.4	0.0	0.2	0.0	0.0	0.2	0.2	0.2	0.2	0.0	0.0	0.2	1.8	0.3	0.0	0.4	0.3	0.0	0.7	1.1	0.0	0.2	0.2	3.0	3.6	5.0		

Timekeeper Race Director



# X30 JUNIOR

## Qualifying Heat C-F Analysis

For information purposes. No official / regulatory value

Laps	Sector 1	Sector 2	Sector 3	Lap Time	Spd
<b>No.1 MACKIE Harrison</b>					
1	21.891	23.694	21.171	1:06.756	121
2	20.919	23.495	21.359	1:05.773	117
3	20.751	23.284	21.255	1:05.290	118
4	20.678	23.230	21.235	1:05.143	117
5	20.748	23.160	21.265	1:05.173	117
6	20.789	23.127	21.205	1:05.121	117
7	20.755	23.168	21.270	1:05.193	117

Laps	Sector 1	Sector 2	Sector 3	Lap Time	Spd
<b>No.17 REILLY Scott</b>					
1	22.738	24.574	21.543	1:08.855	119
2	21.076	23.606	21.862	1:06.544	120
3	21.351	23.513	21.654	1:06.518	122
4	20.859	23.701	21.294	1:05.854	120
5	20.953	23.404	22.018	1:06.375	115
6	21.187	23.270	21.305	1:05.762	118
7	21.738	23.968	21.575	1:07.281	118

Laps	Sector 1	Sector 2	Sector 3	Lap Time	Spd
<b>No.30 GALE Toby</b>					
1	23.100	24.514	21.366	1:08.980	124
2	21.208	23.427	21.389	1:06.024	122
3	20.971	23.420	21.170	1:05.561	120
4	20.603	23.236	20.991	1:04.830	123
5	20.678	23.484	21.107	1:05.269	122
6	21.391	23.325	20.963	1:05.679	123
7	21.279	24.074	21.426	1:06.779	120

Laps	Sector 1	Sector 2	Sector 3	Lap Time	Spd
<b>No.2 GREEN Zac</b>					
1	22.720	24.455	21.586	1:08.761	124
2	21.207	23.522	21.410	1:06.139	124
3	20.550	23.451	21.045	1:05.046	123
4	20.551	23.119	20.920	1:04.590	124
5	20.486	23.074	21.080	1:04.640	126
6	21.028	24.177	21.403	1:06.608	119
7	20.689	23.148	21.133	1:04.970	120

Laps	Sector 1	Sector 2	Sector 3	Lap Time	Spd
<b>No.21 RODRIGUES Jan</b>					
1	24.099	27.158	21.953	1:13.210	118
2	21.103	24.093	21.488	1:06.684	120
3	20.922	23.812	21.464	1:06.198	119
4	20.746	23.580	21.322	1:05.648	121
5	20.793	23.616	21.236	1:05.645	123
6	20.956	23.824	21.413	1:06.193	120
7	20.745	23.453	21.250	1:05.448	121

Laps	Sector 1	Sector 2	Sector 3	Lap Time	Spd
<b>No.32 SHARP Aston</b>					
1	22.160	24.636	21.679	1:08.475	122
2	21.128	23.973	22.316	1:07.417	119
3	21.250	23.753	21.263	1:06.266	120
4	20.879	23.190	21.132	1:05.201	122
5	20.489	23.216	21.025	1:04.730	122
6	21.119	23.380	21.040	1:05.539	122
7	20.764	24.139	21.317	1:06.220	122

Laps	Sector 1	Sector 2	Sector 3	Lap Time	Spd
<b>No.4 CRANHAM Riley</b>					
1	22.720	24.868	21.487	1:09.075	123
2	21.032	23.440	21.767	1:06.239	121
3	21.128	23.808	21.195	1:06.131	123
4	20.584	23.173	21.074	1:04.831	121
5	20.635	23.129	20.923	1:04.687	126
6	21.162	23.190	21.009	1:05.361	122
7	21.296	24.150	21.282	1:06.728	124

Laps	Sector 1	Sector 2	Sector 3	Lap Time	Spd
<b>No.23 SENNA Meunier</b>					
1	22.697	24.187	21.632	1:08.516	122
2	20.991	23.968	21.322	1:06.281	121
3	20.763	23.264	21.183	1:05.210	121
4	20.533	23.304	21.090	1:04.927	122
5	20.748	23.126	21.158	1:05.032	123
6	20.815	24.100	21.320	1:06.235	118
7	21.605	24.114	21.436	1:07.155	119

Laps	Sector 1	Sector 2	Sector 3	Lap Time	Spd
<b>No.37 WING THUNG Katrina Ee</b>					
1	24.688	25.187	22.017	1:11.892	123
2	21.383	23.707	21.442	1:06.532	117
3	21.969	23.707	21.301	1:06.977	122
4	20.860	23.468	21.198	1:05.526	121
5	20.872	23.383	21.319	1:05.574	119
6	20.747	23.324	21.341	1:05.412	118
7	20.772	23.378	21.419	1:05.569	118

Laps	Sector 1	Sector 2	Sector 3	Lap Time	Spd
<b>No.9 NIKISHOV Nikita</b>					
1	23.400	25.164	21.529	1:10.093	119
2	20.840	24.111	21.232	1:06.183	122
3	21.382	23.663	21.192	1:06.237	123
4	21.283	23.260	21.222	1:05.765	122
5	20.840	23.216	21.407	1:05.463	120
6	21.042	23.398	21.204	1:05.644	121
7	21.288	23.594	21.389	1:06.271	117

Laps	Sector 1	Sector 2	Sector 3	Lap Time	Spd
<b>No.26 GENOLET Alexis</b>					
1	24.782	25.778	21.575	1:12.135	120
2	20.839	23.538	21.524	1:05.901	122
3	20.896	24.338	21.448	1:06.682	117
4	20.839	23.225	21.280	1:05.344	120
5	20.681	23.305	21.620	1:05.606	121
6	20.916	23.422	21.301	1:05.639	119
7	20.685	23.731	21.485	1:05.901	121

Laps	Sector 1	Sector 2	Sector 3	Lap Time	Spd
<b>No.38 HIGGINS Kaiden</b>					
1	23.521	26.620	21.894	1:12.035	118
2	21.804	23.962	21.511	1:07.277	121
3	21.093	23.414	21.453	1:05.960	117
4	20.936	23.299	21.458	1:05.693	118
5	20.863	23.258	21.361	1:05.482	118
6	20.815	23.093	21.322	1:05.230	119
7	20.797	23.250	21.480	1:05.527	116

Laps	Sector 1	Sector 2	Sector 3	Lap Time	Spd
<b>No.15 EDGAR Jorge</b>					
1	22.776	24.096	22.253	1:09.125	120
2	21.884	23.405	21.326	1:06.615	121
3	21.340	23.951	21.403	1:06.694	123
4	21.062	23.403	21.302	1:05.767	124
5	20.869	23.426	21.177	1:05.472	120
6	20.650	23.152	21.236	1:05.038	123
7	20.802	23.523	21.356	1:05.681	118

Laps	Sector 1	Sector 2	Sector 3	Lap Time	Spd
<b>No.29 MARTINEZ Alex</b>					
1	22.180	24.168	21.557	1:07.905	122
2	20.741	23.442	21.140	1:05.323	122
3	21.006	23.280	21.075	1:05.361	121
4	20.534	23.042	21.039	1:04.615	121
5	20.802	23.413	21.219	1:05.434	117
6	20.978	23.134	21.054	1:05.166	122
7	20.567	23.200	21.389	1:05.156	116

Laps	Sector 1	Sector 2	Sector 3	Lap Time	Spd
<b>No.39 SRYER AISSA Danyl</b>					
1	24.381	29.940	22.338	1:16.659	117
2	21.411	23.901	21.704	1:07.016	117
3	21.140	23.829	21.658	1:06.627	117
4	21.129	23.556	21.608	1:06.293	117
5	21.132	23.620	21.646	1:06.398	116
6	21.008	23.476	21.685	1:06.169	116
7	21.190	23.573	21.587	1:06.350	116

Timekeeper Race Director



# X30 JUNIOR

## Qualifying Heat C-F Analysis

For information purposes. No official / regulatory value

Laps	Sector 1	Sector 2	Sector 3	Lap Time	Spd	Laps	Sector 1	Sector 2	Sector 3	Lap Time	Spd	Laps	Sector 1	Sector 2	Sector 3	Lap Time	Spd
<b>No.44 GARCIA DIAZ Nicolas</b>						3	20.841	23.389	21.185	1:05.415	120	3	21.373	23.670	21.303	1:06.346	123
1	21.749	24.035	21.386	1:07.170	120	4	20.645	23.314	21.219	1:05.178	121	4	20.935	23.430	21.235	1:05.600	121
2	20.754	23.535	21.296	1:05.585	123	5	20.814	23.642	21.151	1:05.607	120	5	20.663	23.228	21.244	1:05.135	119
3	20.710	23.302	21.237	1:05.249	121	6	20.809	23.170	21.103	1:05.082	121	6	20.765	23.540	21.209	1:05.514	123
4	20.649	23.345	21.293	1:05.287	119	7	20.508	23.240	24.269	1:08.017	113	7	20.951	23.462	21.211	1:05.624	122
5	21.311	23.684	21.313	1:06.308	124	<b>No.59 KELLEHER Daniel</b>						<b>No.92 GUYONNET Vivien</b>					
6	21.929	23.652	21.480	1:07.061	122	1	22.245	24.119	21.422	1:07.786	119	1	23.336	24.587	21.369	1:09.292	123
7	21.617	24.066	21.446	1:07.129	119	2	21.158	23.515	21.111	1:05.784	124	2	21.713	23.571	21.209	1:06.493	121
<b>No.46 WOOLLEY Samuel</b>						3	20.736	23.153	21.094	1:04.983	120	3	21.022	23.841	21.454	1:06.317	123
1	22.649	24.184	21.566	1:08.399	122	4	20.594	23.121	21.097	1:04.812	119	4	20.856	23.563	21.088	1:05.507	123
2	21.003	23.895	21.366	1:06.264	119	5	20.936	23.746	21.136	1:05.818	121	5	21.096	23.886	21.387	1:06.369	121
3	20.775	23.276	21.147	1:05.198	120	6	20.887	23.139	21.066	1:05.092	122	6	20.745	23.166	21.169	1:05.080	120
4	20.706	23.170	21.133	1:05.009	120	7	20.540	23.089	21.935	1:05.564	117	7	20.772	23.087	21.142	1:05.001	121
5	20.552	23.087	21.152	1:04.791	125	<b>No.69 OLERT Max</b>						<b>No.95 VARGAS Gustavo</b>					
6	23.565	24.128	21.220	1:08.913	119	1	26.509	25.011	21.833	1:13.353	121	1	23.014	30.939	22.187	1:16.140	117
7	21.086	23.874	21.274	1:06.234	122	2	21.109	23.670	21.536	1:06.315	119	2	21.192	23.730	21.615	1:06.537	117
<b>No.48 MIFSUD Dario Joey</b>						3	21.088	23.602	21.301	1:05.991	122	3	20.988	23.601	21.504	1:06.093	117
1	23.239	25.308	21.606	1:10.153	121	4	20.909	23.609	21.174	1:05.692	123	4	21.009	23.483	21.582	1:06.074	116
2	21.086	24.682	21.465	1:07.233	122	5	21.048	23.342	21.262	1:05.652	121	5	21.004	23.419	21.511	1:05.934	117
3	21.003	24.620	21.474	1:07.097	121	6	20.934	23.286	21.403	1:05.623	119	6	21.034	23.488	21.490	1:06.012	117
4	20.934	23.437	21.294	1:05.665	120	7	21.062	23.864	21.328	1:06.254	119	7	21.083	23.430	21.572	1:06.085	115
5	20.839	23.526	21.382	1:05.747	120	<b>No.75 PIÑERA RUSIÑOL Aleix</b>						<b>No.100 PERUCCIO Matteo</b>					
6	20.770	23.414	21.252	1:05.436	121	1	22.159	24.409	21.453	1:08.021	122	1	23.503	26.682	22.079	1:12.264	122
7	20.736	23.704	21.819	1:06.259	120	2	20.733	23.395	21.265	1:05.393	120	2	21.217	24.076	21.446	1:06.739	122
<b>No.49 PERUZZI Leonidas</b>						3	21.213	23.306	21.108	1:05.627	122	3	21.604	23.708	21.330	1:06.642	123
1	23.476	31.418	23.496	1:18.390	117	4	20.554	23.083	21.051	1:04.688	122	4	21.140	23.548	21.356	1:06.044	123
2	22.950	25.201	23.672	1:11.823	116	5	20.709	23.649	21.396	1:05.754	124	5	21.221	23.458	21.314	1:05.993	122
3	22.503	24.766	22.391	1:09.660	115	6	21.235	23.990	21.273	1:06.498	118	6	20.988	23.431	21.303	1:05.722	121
4	22.337	24.617	23.125	1:10.079	114	7	20.750	23.069	21.223	1:05.042	117	7	20.837	23.458	21.351	1:05.646	119
<b>No.53 ASKELAND Joachim</b>						<b>No.84 DETROJA Jagrat</b>						<b>No.103 JOHNSTON Evan</b>					
1	24.968	25.212	22.001	1:12.181	122	1	22.750	24.017	21.952	1:08.719	119	1	28.943	24.805	21.897	1:15.645	119
2	21.455	23.939	21.599	1:06.993	121	2	20.804	23.840	21.367	1:06.011	122	2	21.311	23.812	21.944	1:07.067	116
3	21.068	23.580	21.423	1:06.071	119	3	20.857	23.342	21.202	1:05.401	123	<b>No.105 BAUTISTA DELICH Jose</b>					
4	20.908	23.371	21.443	1:05.722	119	4	21.137	23.342	21.145	1:05.624	122	1	23.300	26.522	21.604	1:11.426	121
5	21.327	23.327	21.441	1:06.095	119	5	20.682	23.325	21.277	1:05.284	118	2	20.699	23.849	21.204	1:05.752	124
6	21.054	23.373	21.328	1:05.755	122	6	20.882	23.259	21.125	1:05.266	122	3	21.444	23.722	21.070	1:06.236	124
7	20.919	23.563	21.452	1:05.934	116	7	21.488	23.841	21.485	1:06.814	117	4	20.940	23.242	21.096	1:05.278	121
<b>No.57 OWEN Archie</b>						<b>No.87 MELIS Matteo</b>						5	20.571	23.386	21.677	1:05.634	122
1	21.570	23.772	21.482	1:06.824	117	1	23.646	24.348	21.691	1:09.685	123	6	20.878	23.245	21.189	1:05.312	123
2	21.072	23.739	21.242	1:06.053	123	2	21.784	23.449	21.258	1:06.491	122	7	20.712	23.263	21.064	1:05.039	122

Timekeeper

Race Director

IAME Warrior Final 2024: Zuera (ESP) 26/11 - 06/12/2024

IAME Karting

Apex Timing GoRacing



## X30 JUNIOR

### Qualifying Heat C-F Analysis

For information purposes. No official / regulatory value

Laps Sector 1 Sector 2 Sector 3 Lap Time Spd

#### No.106 HELDER Jorn

1	22.613	24.174	21.771	1:08.558	121
2	21.127	23.523	21.509	1:06.159	123
3	20.794	23.439	21.155	1:05.388	123
4	20.679	23.292	21.183	1:05.154	121
5	20.888	23.786	21.038	1:05.712	125
6	21.499	24.409	21.232	1:07.140	124
7	20.759	23.319	21.364	1:05.442	121

#### No.128 DEL PORTILLO HUMANES Jaime

1	23.456	35.301	22.325	1:21.082	115
2	21.492	23.967	21.887	1:07.346	115
3	21.321	23.880	21.689	1:06.890	115
4	21.199	23.781	21.608	1:06.588	115
5	21.224	23.598	21.658	1:06.480	115
6	21.254	23.457	21.574	1:06.285	115
7	21.360	23.643	21.622	1:06.625	114

#### No.129 SILKUNAITTE Vanessa

1	23.370	24.861	21.450	1:09.681	121
2	21.383	24.235	21.427	1:07.045	119
3	21.461	23.568	21.321	1:06.350	118
4	21.235	23.557	21.059	1:05.851	122
5	21.222	23.499	21.431	1:06.152	121
6	20.856	23.171	21.176	1:05.203	120
7	21.080	23.759	21.526	1:06.365	119

Timekeeper

Race Director

IAME Warrior Final 2024: Zuera (ESP) 26/11 - 06/12/2024

Page 3 / 3

IAME Karting

Apex Timing GoRacing **APEX** TIMING



33 <sup>th</sup>	<b>37</b>	WING THUNG Katrina Ee LANDO NORRIS		<b>17</b>	<b>39</b>	SRYER AISSA Danyl SODI		34 <sup>th</sup>
31 <sup>th</sup>	<b>103</b>	JOHNSTON Evan KR		<b>16</b>	<b>21</b>	RODRIGUES Jan ALONSO KART		32 <sup>th</sup>
29 <sup>th</sup>	<b>9</b>	NIKISHOV Nikita OTK		<b>15</b>	<b>69</b>	OLERT Max ENERGY CORSE		30 <sup>th</sup>
27 <sup>th</sup>	<b>100</b>	PERUCCIO Matteo TBKART		<b>14</b>	<b>53</b>	ASKELAND Joachim KART REPUBLIK		28 <sup>th</sup>
25 <sup>th</sup>	<b>128</b>	DEL PORTILLO HUMANES Jaime CRG		<b>13</b>	<b>38</b>	HIGGINS Kaiden KOSMIC		26 <sup>th</sup>
23 <sup>th</sup>	<b>30</b>	GALE Toby KR		<b>12</b>	<b>49</b>	PERUZZI Leonidas KR		24 <sup>th</sup>
21 <sup>th</sup>	<b>92</b>	GUYONNET Vivien REDSPEED		<b>11</b>	<b>95</b>	VARGAS Gustavo TONY KART		22 <sup>th</sup>
19 <sup>th</sup>	<b>4</b>	CRANHAM Riley KART REPUBLIC		<b>10</b>	<b>129</b>	SILKUNAITE Vanessa KR		20 <sup>th</sup>
17 <sup>th</sup>	<b>106</b>	HELDER Jorn OTK		<b>9</b>	<b>48</b>	MIFSUD Dario Joey KALI KART		18 <sup>th</sup>
15 <sup>th</sup>	<b>17</b>	REILLY Scott KART REPUBLIC		<b>8</b>	<b>2</b>	GREEN Zac KART REPUBLIC		16 <sup>th</sup>
13 <sup>th</sup>	<b>15</b>	EDGAR Jorge GILLARD		<b>7</b>	<b>105</b>	BAUTISTA DELICH Jose KALIKART		14 <sup>th</sup>
11 <sup>th</sup>	<b>84</b>	DETROJA Jagrat KR		<b>6</b>	<b>29</b>	MARTINEZ Alex KR		12 <sup>th</sup>
9 <sup>th</sup>	<b>23</b>	SENNA Meunier LN		<b>5</b>	<b>26</b>	GENOLET Alexis DAP		10 <sup>th</sup>
7 <sup>th</sup>	<b>59</b>	KELLEHER Daniel KR		<b>4</b>	<b>87</b>	MELIS Matteo TBKART		8 <sup>th</sup>
5 <sup>th</sup>	<b>75</b>	PIÑERA RUSIÑOL Aleix OTK		<b>3</b>	<b>46</b>	WOOLLEY Samuel KR		6 <sup>th</sup>
3 <sup>rd</sup>	<b>44</b>	GARCIA DIAZ Nicolas BIREL ART RACING		<b>2</b>	<b>1</b>	MACKIE Harrison KART REPUBLIC		4 <sup>th</sup>
1 <sup>st</sup>	<b>57</b>	OWEN Archie KR		<b>1</b>	<b>32</b>	SHARP Aston GILLARD		2 <sup>nd</sup>

POLE POSITION



Start : 27/11 - 14:35 7 Laps = 11.893 km

Timekeeper

Race Director

IAME Warrior Final 2024: Zuera (ESP) 26/11 - 06/12/2024

Page 1 / 1

IAME Karting

Apex Timing GoRacing

## X30 JUNIOR

### Qualifying Heat A-B Results

Document 34.2

Subject to scrutineering & sporting investigations

Rnk	No.	Competitor	Driver	D. Nat	Equipment	Laps	Gap	Interv.	Best lap	Penalty	Spd	Points
1	▲1	42 MDC RACING	MOTA MOTA Daniel		KR	7			1:05.537		123.3	0
2	▲3	5 FUSION MOTORSPORT	MAÑACH KLISOWSKI Benjamin		KART REPUBLIC	7	0.288	0.288	1:04.821		125.1	2
3	▼2	16 VDK	PURCELL Evan		KR	7	0.343	0.055	1:04.839		124.8	3
4	▲8	10 SPIRIT-KARTING.CH	ALLEMANN Dan		LN	7	1.011	0.668	1:04.839		126.4	4
5	▲8	22 MDC RACING	BROASCA Javier		KR	7	1.149	0.138	1:04.781		126.9	5
6	▼3	97 FORCE RACING FINLAND	SAKALA Otto		LN	7	1.595	0.446	1:04.751		122.8	6
7	▲3	70 AUTO CLUB RC2 VALLES	PIÑERA RUSIÑOL Roc		OTK	7	1.788	0.193	1:04.956		125.6	7
8	▼4	199 RSD RACING	DE DONCKER Arthur		KOSMIC	7	1.848	0.060	1:05.081		122.7	8
9	▼2	34 Scuderia Hagelen	HAGELEN Devon		KOSMIC	7	4.879	3.031	1:05.191	+5.000	125.9	9
10	▼1	89 TBKART RACING TEAM SRL	OLIVER SANCHEZ Daniel		TBKART	7	5.149	0.270	1:04.915	+3.000	125.6	10
11	▲4	63 PREMIUM KARTING	GOFF Lewis		OTK	7	5.361	0.212	1:05.423		122.7	11
12	▲8	93 MEN	KREEFT Didier		KR	7	6.857	1.496	1:05.305		124.9	12
13	▲14	47 MOL RACING	MINCIUNA David		TONY KART	7	7.032	0.175	1:05.465		122.6	13
14	▲9	33 MDC RACING TEAM	SABIROV Amir		KR	7	7.076	0.044	1:05.081		122.6	14
15	▼9	79 AUTO CLUB RC2 VALLÈS	RANA Yug		OTK	7	7.554	0.478	1:05.984		122.3	15
16	▲12	102 ZANCHI MOTORSPORT	KAMAL Rafael		TONY KART	7	9.464	1.910	1:05.031		120.5	16
17	=	83 VDK	BARRY-BERG Marie		KR	7	10.947	1.483	1:05.404	+5.000	124.5	17
18	▲14	76 FUSION MOTORSPORT	HARTE Makayla		KART REPUBLIC	7	10.997	0.050	1:05.586		122.6	18
19	▼3	60 EB-SPORTPROMOTION	BERND Emilio		KART REPUBLIC	7	11.120	0.123	1:04.972	+10.000	123.3	19
20	▼9	14 SPIRIT-KARTING.CH	LEHMANN Elias		LN	7	12.101	0.981	1:05.491		124.1	20
21	▲13	88 VDK RACING	HERMAN Gilles		KR	7	12.731	0.630	1:05.468		122.2	21
22	=	86 DREAM RACING	PRUDENT Maxime		KOSMIC	7	12.795	0.064	1:04.468	+5.000	122.2	22
23	▼5	58 ECK MOTORSPORT	MARTINEZ Raul Luis		OTK TONYKART	7	12.902	0.107	1:04.644	+5.000	123.3	23
24	▲12	54 PAROLIN SPAIN	GJERDE Adrian		PAROLIN	7	13.318	0.416	1:05.769		124.4	24
25	▼11	96 FALCON	VAN SCHEIJNDEL Bink		FALCON	7	13.658	0.340	1:05.406	+5.000	123.6	25
26	▼2	74 TALVAR RACING	KARI Mikael		TONY KART	7	13.948	0.290	1:05.218	+5.000	121.2	26
27	▲2	28 ZANCHI MOTORSPORT	ABELA Daniel		TONYKART	7	13.992	0.044	1:05.374		124.6	27
28	▲7	68 FALCON RACING TEAM	RIS Yves		FALCON	7	14.019	0.027	1:05.832		121.3	28
29	▼10	24 MDL MOTORSPORT	BACHLER Jacob		KART REPUBLIC	7	14.115	0.096	1:05.444	+10.000	124.6	29
30	=	40 DREAM RACING	ANJAIMAN Janna		KOSMIC	7	14.945	0.830	1:05.265	+5.000	122.6	30
31	▲2	99 BRENNAN TECH	ENGLISH Jamie		TONYKART	7	15.444	0.499	1:06.022		122.4	31
32	▼6	85 SIM-ON	ERBERSDOBLER Lias		KOSMIC	7	15.891	0.447	1:05.416		121.4	32
33	▼8	101 FORCE RACING FINLAND	ALANKO Kimi		KOSMIC	7	17.960	2.069	1:05.531	+5.000	122.3	33
34	▼3	80 VDK	MOHR Moritz		KR	7	20.909	2.949	1:06.152		120.9	34
35	▼27	91 DREAM RACING	BONHOMME Lucas		KOSMIC	0	7 Laps	7 Laps				35
36	▼15	20 FALCON RACING TEAM	PALM Hubertus		FALCON	0	7 Laps	2.560				36

No.34 HAGELEN Devon : 5 sec time penalty in the above mentioned session - Warning Flag after the session (art. 24.2 Sporting Regulations). According to Stewards' Decision No.49.

Leaders : No.199 DE DONCKER Arthur (1-1) / No.42 MOTA MOTA Daniel (2-3) / No.34 HAGELEN Devon (4-4) / No.42 MOTA MOTA Daniel (5-5) / No.34 HAGELEN Devon (6-7)

Start Time : 27/11 - 12:12:52

Best lap : No.86 PRUDENT Maxime 1:04.468 94.87 kph

Weather : Sunny Air : 10°C Track : Dry

Event Record : No.16 PURCELL Evan 1:04.227 95.23 kph

No.89 INVEST 00:44

No.24 06:51 Lap 6

Steward #1

Steward #2

Steward #3

IAME Warrior Final 2024: Zuera (ESP) 26/11 - 06/12/2024

Page 1 / 2

IAME Karting

Apex Timing GoRacing







# X30 JUNIOR

## Qualifying Heat A-B Lap Chart

For information purposes. No official / regulatory value

	1	2	3	4	5	6	7	8	9	10	11	12	13	14	15	16	17	18	19	20	21	22	23	24	25	26	27	28	29	30	31	32	33	34	35	36
Grid	16	42	97	199	5	79	34	<del>91</del>	89	70	14	10	22	96	63	60	83	58	24	93	20	86	33	74	101	85	47	102	28	40	80	76	99	88	68	54
Start	42	199	79	16	70	97	5	34	10	89	96	14	60	22	58	63	83	93	86	24	74	<del>20</del>	85	33	102	101	47	40	76	28	88	80	99	68	54	
Lap 1 Interval	199	42	79	34	70	5	16	60	89	97	10	96	22	63	14	83	24	93	33	47	101	40	80	74	99	28	54	76	68	58	88	102	86	85		
		0.2	0.4	0.1	0.0	0.2	0.2	0.1	0.0	0.8	0.4	0.0	0.0	0.2	0.1	0.2	0.2	0.2	0.7	0.4	0.5	0.0	0.3	1.1	0.1	0.0	0.0	0.2	1.2	0.0	1.0	0.7	0.0	0.5		
Lap 2	42	34	70	199	5	16	60	89	79	10	22	96	97	14	24	63	83	93	33	47	40	101	80	74	99	76	58	54	68	88	86	102	85	28		
		0.3	0.0	0.0	0.0	0.0	0.4	0.2	0.2	0.6	0.2	0.4	0.0	0.5	0.0	0.1	0.2	0.0	1.1	0.0	0.5	1.0	0.1	0.4	0.7	1.2	0.1	0.5	0.4	0.1	0.2	0.5	0.6	1.0		
Lap 3	42	34	70	5	60	89	16	10	22	79	97	199	96	24	14	63	93	83	47	40	33	74	80	101	99	58	76	54	86	88	102	68	85	28		
		0.1	0.3	0.2	0.7	0.6	0.0	0.1	0.0	0.4	0.0	0.2	0.2	0.1	0.1	0.1	0.3	0.1	1.0	0.6	0.1	1.8	0.1	0.2	0.1	0.1	0.9	0.6	0.0	0.2	0.7	0.6	0.0	1.5		
Lap 4	34	70	42	5	60	16	10	22	97	79	199	89	63	24	93	83	47	40	33	74	96	86	58	99	76	102	88	54	101	14	85	68	28	80		
		0.1	0.0	0.0	0.8	0.5	0.1	0.7	0.2	0.5	0.0	0.1	0.2	0.0	0.1	0.2	1.3	0.6	0.3	1.9	0.8	1.3	0.0	0.1	0.1	0.5	0.3	0.0	0.2	0.0	0.0	0.0	1.1	5.7		
Lap 5	42	5	34	70	60	16	10	22	97	89	199	63	24	93	79	83	47	40	33	74	96	86	58	102	76	14	54	88	101	68	99	28	85	80		
		0.0	0.1	0.4	0.0	0.2	0.0	0.4	0.2	1.7	0.0	0.1	0.3	0.1	0.2	0.1	0.5	0.4	0.1	2.2	1.4	1.0	0.0	0.6	0.4	1.2	0.0	0.0	0.5	0.6	0.5	0.1	0.1	5.3		
Lap 6	34	5	42	70	60	16	22	10	97	199	89	24	63	83	47	93	40	33	79	74	96	86	58	102	76	14	88	101	54	68	28	99	85	80		
		0.0	0.1	0.3	0.1	0.1	0.5	0.1	0.1	1.7	0.4	1.4	0.6	0.0	0.0	0.3	0.3	0.1	0.3	0.5	1.5	0.0	0.2	1.0	1.0	1.5	0.4	0.3	0.1	0.6	0.4	0.7	0.0	5.2		
Lap 7	34	42	5	16	10	60	22	97	70	199	89	24	63	83	93	47	33	79	86	58	96	74	102	40	76	14	88	101	54	28	68	99	85	80		
		0.1	0.2	0.0	0.6	0.1	0.0	0.4	0.1	0.0	0.3	1.9	1.2	0.5	0.9	0.1	0.0	0.4	0.2	0.1	0.7	0.2	0.5	0.4	1.0	1.1	0.6	0.2	0.3	0.6	0.0	1.4	0.4	5.0		

Timekeeper

Race Director

IAME Warrior Final 2024: Zuera (ESP) 26/11 - 06/12/2024

IAME Karting

Apex Timing GoRacing



# X30 JUNIOR

## Qualifying Heat A-B Analysis

For information purposes. No official / regulatory value

Laps	Sector 1	Sector 2	Sector 3	Lap Time	Spd	Laps	Sector 1	Sector 2	Sector 3	Lap Time	Spd	Laps	Sector 1	Sector 2	Sector 3	Lap Time	Spd
<b>No.5 MAÑACH KLISOWSKI Benjamin</b>						<b>No.24 BACHLER Jacob</b>						<b>No.42 MOTA MOTA Daniel</b>					
1	22.987	23.658	21.226	1:07.871	123	1	24.379	24.419	21.447	1:10.245	122	1	22.115	23.711	21.354	1:07.180	119
2	20.970	23.196	21.111	1:05.277	125	2	20.780	23.450	21.313	1:05.543	124	2	20.885	23.454	21.374	1:05.713	115
3	21.505	23.369	21.008	1:05.882	122	3	20.894	23.271	21.279	1:05.444	122	3	21.045	23.231	21.274	1:05.550	115
4	20.767	23.090	20.964	1:04.821	125	4	20.901	23.608	21.298	1:05.807	124	4	21.320	23.158	21.105	1:05.583	123
5	21.203	23.274	21.195	1:05.672	120	5	21.261	23.472	21.252	1:05.985	122	5	21.048	23.339	21.330	1:05.717	115
6	20.953	23.382	21.044	1:05.379	120	6	20.913	24.297	21.446	1:06.656	117	6	21.066	23.404	21.067	1:05.537	120
7	22.093	23.640	21.160	1:06.893	121	7	20.829	23.359	21.284	1:05.472	117	7	21.788	23.556	21.122	1:06.466	119
<b>No.10 ALLEMANN Dan</b>						<b>No.28 ABELA Daniel</b>						<b>No.47 MINCIUNA David</b>					
1	23.545	24.428	21.542	1:09.515	123	1	25.497	26.147	21.776	1:13.420	124	1	25.179	24.589	21.494	1:11.262	119
2	20.688	23.293	21.208	1:05.189	121	2	26.160	23.569	21.451	1:11.180	118	2	20.991	23.614	21.185	1:05.790	122
3	20.521	24.059	21.166	1:05.746	126	3	21.077	23.538	21.351	1:05.966	117	3	20.857	23.569	21.219	1:05.645	118
4	20.652	23.102	21.085	1:04.839	123	4	20.897	23.313	21.365	1:05.575	118	4	20.996	23.348	21.266	1:05.610	117
5	20.450	23.110	21.500	1:05.060	119	5	20.892	24.017	22.152	1:07.061	117	5	20.883	23.317	21.265	1:05.465	119
6	21.023	23.396	21.433	1:05.852	124	6	21.140	23.336	21.305	1:05.781	119	6	20.695	24.365	21.260	1:06.320	120
7	21.050	23.729	21.416	1:06.195	120	7	20.750	23.374	21.250	1:05.374	117	7	21.772	24.375	21.432	1:07.579	116
<b>No.14 LEHMANN Elias</b>						<b>No.33 SABIROV Amir</b>						<b>No.54 GJERDE Adrian</b>					
1	23.705	24.918	21.343	1:09.966	124	1	24.213	24.448	22.309	1:10.970	119	1	24.588	26.209	21.950	1:12.747	124
2	20.909	23.792	21.332	1:06.033	124	2	21.119	23.672	21.351	1:06.142	121	2	22.344	24.126	21.551	1:08.021	119
3	21.198	23.302	21.128	1:05.628	123	3	21.013	23.599	21.928	1:06.540	119	3	21.007	23.442	21.382	1:05.831	117
4	27.139	25.032	22.057	1:14.228	121	4	20.943	23.407	21.379	1:05.729	119	4	21.439	23.698	22.143	1:07.280	122
5	21.049	23.653	21.531	1:06.233	116	5	20.706	23.171	21.204	1:05.081	122	5	21.276	23.816	21.481	1:06.573	116
6	21.103	23.360	21.360	1:05.823	117	6	20.764	23.820	22.037	1:06.621	121	6	21.343	23.836	21.557	1:06.736	122
7	20.780	23.308	21.403	1:05.491	117	7	21.139	24.302	21.307	1:06.748	117	7	20.906	23.512	21.351	1:05.769	120
<b>No.16 PURCELL Evan</b>						<b>No.34 HAGELEN Devon</b>						<b>No.58 MARTINEZ Raul Luis</b>					
1	22.721	24.231	21.263	1:08.215	123	1	22.612	23.657	21.216	1:07.485	125	1	30.302	23.942	21.607	1:15.851	121
2	20.859	23.325	20.964	1:05.148	124	2	20.602	23.377	21.508	1:05.487	120	2	21.248	23.471	21.220	1:05.939	121
3	21.575	24.421	21.178	1:07.174	124	3	20.779	23.321	21.214	1:05.314	119	3	20.666	23.102	21.027	1:04.795	123
4	20.727	23.048	21.064	1:04.839	120	4	20.775	23.198	21.256	1:05.229	116	4	21.086	23.194	23.179	1:07.459	119
5	20.429	23.154	21.572	1:05.155	118	5	21.564	23.297	21.195	1:06.056	122	5	20.918	23.554	21.073	1:05.545	122
6	21.005	23.256	20.987	1:05.248	123	6	20.768	23.146	21.277	1:05.191	116	6	20.482	23.110	21.052	1:04.644	121
7	21.430	23.634	21.125	1:06.189	122	7	21.872	23.354	21.335	1:06.561	116	7	20.786	23.029	21.034	1:04.849	120
<b>No.22 BROASCA Javier</b>						<b>No.40 ANJAIMAN Janna</b>						<b>No.60 BERND Emilio</b>					
1	23.390	24.799	21.275	1:09.464	124	1	25.453	25.029	21.386	1:11.868	122	1	22.827	23.808	21.328	1:07.963	123
2	20.823	23.393	21.098	1:05.314	122	2	20.916	23.451	21.351	1:05.718	119	2	20.795	23.380	21.285	1:05.460	120
3	20.540	23.997	21.023	1:05.560	126	3	20.795	23.324	21.667	1:05.786	118	3	21.001	23.697	21.360	1:06.058	118
4	20.842	23.540	21.148	1:05.530	120	4	20.940	23.309	21.330	1:05.579	117	4	20.637	23.116	21.219	1:04.972	118
5	20.590	23.160	21.031	1:04.781	120	5	20.795	23.194	21.276	1:05.265	119	5	20.651	23.353	21.457	1:05.461	118
6	20.639	23.466	21.163	1:05.268	121	6	20.952	23.876	21.759	1:06.587	120	6	21.096	23.220	21.006	1:05.322	120
7	20.960	24.355	21.138	1:06.453	121	7	21.550	26.498	21.726	1:09.774	118	7	21.382	24.045	21.681	1:07.108	120

Timekeeper Race Director





## X30 JUNIOR

### Qualifying Heat A-B Analysis

For information purposes. No official / regulatory value

Laps	Sector 1	Sector 2	Sector 3	Lap Time	Spd	Laps	Sector 1	Sector 2	Sector 3	Lap Time	Spd	Laps	Sector 1	Sector 2	Sector 3	Lap Time	Spd
<b>No.63 GOFF Lewis</b>						<b>No.79 RANA Yug</b>						<b>No.88 HERMAN Gilles</b>					
1	23.488	24.730	21.468	1:09.686	121	1	22.310	23.673	21.546	1:07.529	119	1	29.789	24.674	21.614	1:16.077	117
2	20.899	23.800	21.680	1:06.379	122	2	21.979	23.468	21.339	1:06.786	122	2	21.156	23.559	21.294	1:06.009	121
3	21.115	23.338	21.155	1:05.608	122	3	20.949	24.386	21.496	1:06.831	122	3	21.069	23.230	21.169	1:05.468	121
4	20.668	23.605	21.150	1:05.423	120	4	21.072	23.582	21.330	1:05.984	117	4	20.973	23.598	22.390	1:06.961	122
5	21.247	23.300	21.182	1:05.729	121	5	22.307	23.339	21.216	1:06.862	121	5	21.243	24.060	21.402	1:06.705	121
6	21.108	25.253	21.311	1:07.672	120	6	20.715	25.828	21.737	1:08.280	120	6	21.130	23.660	21.423	1:06.213	117
7	21.367	23.279	21.376	1:06.022	116	7	20.995	24.251	21.662	1:06.908	117	7	20.830	23.394	21.406	1:05.630	116
<b>No.68 RIS Yves</b>						<b>No.80 MOHR Moritz</b>						<b>No.89 OLIVER SANCHEZ Daniel</b>					
1	24.404	27.976	22.139	1:14.519	121	1	24.928	25.293	21.617	1:11.838	119	1	23.201	23.768	21.217	1:08.186	125
2	21.378	23.903	21.687	1:06.968	118	2	21.062	23.745	21.678	1:06.485	120	2	20.874	23.493	21.248	1:05.615	123
3	21.474	23.821	21.711	1:07.006	120	3	21.406	23.982	21.450	1:06.838	118	3	21.123	24.035	21.260	1:06.418	124
4	21.047	23.511	21.460	1:06.018	120	4	20.972	23.544	32.059	1:16.575	113	4	21.003	24.274	21.519	1:06.796	122
5	21.236	24.540	21.731	1:07.507	117	5	21.507	23.747	21.637	1:06.891	114	5	21.170	23.365	21.243	1:05.778	122
6	20.880	23.502	21.686	1:06.068	118	6	21.202	23.566	21.615	1:06.383	114	6	21.210	23.348	21.245	1:05.803	121
7	20.918	23.384	21.530	1:05.832	116	7	21.130	23.448	21.574	1:06.152	113	7	20.603	23.155	21.157	1:04.915	121
<b>No.70 PIÑERA RUSIÑOL Roc</b>						<b>No.83 BARRY-BERG Marie</b>						<b>No.93 KREEFT Didier</b>					
1	22.497	23.747	21.437	1:07.681	125	1	23.793	24.884	21.366	1:10.043	120	1	23.998	25.076	21.522	1:10.596	121
2	20.811	23.301	21.371	1:05.483	121	2	21.180	23.473	21.528	1:06.181	124	2	20.862	23.471	21.338	1:05.671	124
3	21.342	23.216	21.105	1:05.663	120	3	21.061	23.493	21.284	1:05.838	122	3	21.140	23.475	21.041	1:05.656	122
4	20.677	23.123	21.156	1:04.956	121	4	20.827	23.430	21.147	1:05.404	121	4	20.830	23.346	21.129	1:05.305	124
5	20.970	23.966	21.489	1:06.425	118	5	21.406	23.576	21.202	1:06.184	121	5	21.387	23.345	21.275	1:06.007	123
6	21.004	23.246	21.035	1:05.285	119	6	20.754	24.808	21.284	1:06.846	120	6	20.833	24.949	21.902	1:07.684	120
7	22.336	24.093	21.453	1:07.882	117	7	21.732	23.445	21.375	1:06.552	117	7	21.387	24.220	21.420	1:07.027	118
<b>No.74 KARI Mikael</b>						<b>No.85 ERBERSDOBLER Lias</b>						<b>No.96 VAN SCHEIJNDEL Bink</b>					
1	25.815	26.165	21.757	1:13.737	119	1	31.615	24.834	21.589	1:18.038	119	1	23.370	24.639	21.503	1:09.512	123
2	20.982	23.467	21.316	1:05.765	121	2	21.387	23.289	21.365	1:06.041	119	2	20.861	23.627	21.358	1:05.846	119
3	20.873	23.962	21.359	1:06.194	118	3	20.798	23.207	21.411	1:05.416	121	3	20.940	23.598	21.437	1:05.975	121
4	20.741	23.753	21.400	1:05.894	117	4	20.746	23.204	21.974	1:05.924	120	4	24.883	24.426	22.100	1:11.409	115
5	20.782	23.231	21.335	1:05.348	117	5	21.623	24.410	22.417	1:08.450	116	5	21.108	23.428	21.411	1:05.947	116
6	20.807	23.157	21.254	1:05.218	120	6	21.370	23.643	21.462	1:06.475	121	6	20.836	23.236	21.334	1:05.406	117
7	20.692	25.371	21.704	1:07.767	119	7	21.785	23.220	21.393	1:06.398	118	7	21.151	23.404	21.331	1:05.886	117
<b>No.76 HARTE Makayla</b>						<b>No.86 PRUDENT Maxime</b>						<b>No.97 SAKALA Otto</b>					
1	25.844	26.095	21.911	1:13.850	122	1	32.027	24.177	21.433	1:17.637	122	1	23.645	23.933	21.614	1:09.192	119
2	21.595	23.800	21.732	1:07.127	117	2	21.019	23.301	21.063	1:05.383	122	2	21.649	23.615	21.219	1:06.483	122
3	20.896	23.611	21.381	1:05.888	118	3	20.769	23.108	21.126	1:05.003	118	3	20.778	23.392	21.292	1:05.462	123
4	21.029	23.721	22.122	1:06.872	120	4	20.724	23.190	21.925	1:05.839	119	4	20.765	23.381	21.211	1:05.357	120
5	21.018	23.816	21.447	1:06.281	119	5	21.077	23.340	21.136	1:05.553	121	5	20.548	23.102	21.101	1:04.751	120
6	20.722	23.379	21.485	1:05.586	118	6	20.367	23.021	21.080	1:04.468	121	6	20.496	23.474	21.347	1:05.317	121
7	20.889	23.456	21.556	1:05.901	117	7	20.678	23.115	21.168	1:04.961	119	7	20.952	24.187	21.454	1:06.593	119

Timekeeper  Race Director 



## X30 JUNIOR

### Qualifying Heat A-B Analysis

For information purposes. No official / regulatory value

Laps Sector 1 Sector 2 Sector 3 Lap Time Spd

#### No.99 ENGLISH Jamie

1	24.866	26.154	22.040	1:13.060	120
2	21.141	23.726	21.437	1:06.304	118
3	20.979	23.493	21.550	1:06.022	122
4	21.663	23.438	22.676	1:07.777	118
5	22.752	24.433	22.414	1:09.599	115
6	21.653	23.525	21.566	1:06.744	117
7	20.972	23.544	21.522	1:06.038	116

#### No.101 ALANKO Kimi

1	25.270	25.006	21.608	1:11.884	122
2	21.533	23.808	21.445	1:06.786	118
3	21.305	23.985	21.924	1:07.214	120
4	21.385	23.442	24.481	1:09.308	119
5	21.644	23.932	21.386	1:06.962	119
6	20.963	23.686	21.331	1:05.980	119
7	20.954	23.294	21.283	1:05.531	119

#### No.102 KAMAL Rafael

1	31.038	24.589	21.661	1:17.288	119
2	21.281	23.422	21.332	1:06.035	120
3	20.824	23.311	21.271	1:05.406	119
4	20.694	23.536	21.580	1:05.810	119
5	20.720	23.351	21.168	1:05.239	119
6	20.670	23.100	21.261	1:05.031	119
7	20.692	23.329	21.387	1:05.408	119

#### No.199 DE DONCKER Arthur

1	21.886	23.564	21.427	1:06.877	116
2	20.963	23.736	21.729	1:06.428	117
3	22.128	24.730	21.318	1:08.176	121
4	21.150	23.316	21.273	1:05.739	118
5	21.299	23.488	21.165	1:05.952	122
6	20.952	23.152	21.176	1:05.280	118
7	20.771	23.058	21.252	1:05.081	117

Timekeeper 

Race Director 

35 <sup>th</sup>	<b>68</b>	RIS Yves FALCON		<b>18</b>	<b>54</b>	GJERDE Adrian PAROLIN		36 <sup>th</sup>
33 <sup>th</sup>	<b>99</b>	ENGLISH Jamie TONYKART		<b>17</b>	<b>88</b>	HERMAN Gilles KR		34 <sup>th</sup>
31 <sup>th</sup>	<b>80</b>	MOHR Moritz KR		<b>16</b>	<b>76</b>	HARTE Makayla KART REPUBLIC		32 <sup>th</sup>
29 <sup>th</sup>	<b>28</b>	ABELA Daniel TONYKART		<b>15</b>	<b>40</b>	ANJAIMAN Janna KOSMIC		30 <sup>th</sup>
27 <sup>th</sup>	<b>47</b>	MINCIUNA David TONY KART		<b>14</b>	<b>102</b>	KAMAL Rafael TONY KART		28 <sup>th</sup>
25 <sup>th</sup>	<b>101</b>	ALANKO Kimi KOSMIC		<b>13</b>	<b>85</b>	ERBERSDOBLER Lias KOSMIC		26 <sup>th</sup>
23 <sup>th</sup>	<b>33</b>	SABIROV Amir KR		<b>12</b>	<b>74</b>	KARI Mikael TONY KART		24 <sup>th</sup>
21 <sup>th</sup>	<b>20</b>	PALM Hubertus FALCON		<b>11</b>	<b>86</b>	PRUDENT Maxime KOSMIC		22 <sup>th</sup>
19 <sup>th</sup>	<b>24</b>	BACHLER Jacob KART REPUBLIC		<b>10</b>	<b>93</b>	KREEFT Didier KR		20 <sup>th</sup>
17 <sup>th</sup>	<b>83</b>	BARRY-BERG Marie KR		<b>9</b>	<b>58</b>	MARTINEZ Raul Luis OTK TONYKART		18 <sup>th</sup>
15 <sup>th</sup>	<b>63</b>	GOFF Lewis OTK		<b>8</b>	<b>60</b>	BERND Emilio KART REPUBLIC		16 <sup>th</sup>
13 <sup>th</sup>	<b>22</b>	BROASCA Javier KR		<b>7</b>	<b>96</b>	VAN SCHEIJNDEL Bink FALCON		14 <sup>th</sup>
11 <sup>th</sup>	<b>14</b>	LEHMANN Elias LN		<b>6</b>	<b>10</b>	ALLEMANN Dan LN		12 <sup>th</sup>
9 <sup>th</sup>	<b>89</b>	OLIVER SANCHEZ Daniel TBKART		<b>5</b>	<b>70</b>	PIÑERA RUSIÑOL Roc OTK		10 <sup>th</sup>
7 <sup>th</sup>	<b>34</b>	HAGELEN Devon KOSMIC		<b>4</b>	<b>91</b>	BONHOMME Lucas KOSMIC		8 <sup>th</sup>
5 <sup>th</sup>	<b>5</b>	MAÑACH KLISOWSKI Benjamin KART REPUBLIC		<b>3</b>	<b>79</b>	RANA Yug OTK		6 <sup>th</sup>
3 <sup>rd</sup>	<b>97</b>	SAKALA Otto LN		<b>2</b>	<b>199</b>	DE DONCKER Arthur KOSMIC		4 <sup>th</sup>
1 <sup>st</sup>	<b>16</b>	PURCELL Evan KR		<b>1</b>	<b>42</b>	MOTA MOTA Daniel KR		2 <sup>nd</sup>

POLE POSITION



Start : 27/11 - 12:10 7 Laps = 11.893 km

Timekeeper

Race Director

IAME Warrior Final 2024: Zuera (ESP) 26/11 - 06/12/2024

Page 1 / 1

IAME Karting

Apex Timing GoRacing

Rnk	No.	Competitor	Driver	D. Nat	Equipment	Laps	Gap	Interv.	Best lap	Penalty	Spd	Points
1	▲4	75	AUTO CLUB RC2 VALLES	PIÑERA RUSIÑOL Aleix	OTK	7			1:04.565		123.5	0
2	▲8	3	MICK BARRETT RACING	BUCKLEY Tadgh	GILLARD	7	0.231	0.231	1:04.752		122.7	2
3	▼1	41	FUSION MOTORSPORT	DE RAEDEMAEKER Stig	KOSMIC	7	0.656	0.425	1:04.403		125.2	3
4	▼1	44	BIREL ART RACING	GARCIA DIAZ Nicolas	BIREL ART RACING	7	0.667	0.011	1:04.692		122.8	4
5	▼4	57	BMR	OWEN Archie	KR	7	0.800	0.133	1:04.577		123.8	5
6	=	64	AD MOTORSPORT	LANDSTRÖM Jonathan	ENERGY	7	1.583	0.783	1:04.758		122.0	6
7	▲12	4	FUSION MOTORSPORT	CRANHAM Riley	KART REPUBLIC	7	1.606	0.023	1:04.448		124.9	7
8	▼1	59	DMS	KELLEHER Daniel	KR	7	1.909	0.303	1:04.581		123.5	8
9	▲8	106	FUSION MOTORSPORT	HELDER Jorn	OTK	7	4.023	2.114	1:04.427		124.7	9
10	▼6	36	MOL RACING	KRASAUSKAS Elvis	TONY KART	7	4.043	0.020	1:05.019		122.3	10
11	▲1	55	MICK BARRETT RACING	YUILL Max	GILLARD	7	5.891	1.848	1:05.116		125.9	11
12	▼4	104	FUSION	REIJS Felipe	KR	7	6.182	0.291	1:05.380		123.8	12
13	▲9	43	VICTORY LANE KARTING	CLANCY Conor	KR	7	6.234	0.052	1:04.790		123.6	13
14	▲4	71	DRM RACING TEAM	FAHRUDDIN Zarieff Rayqal	FALCON	7	6.911	0.677	1:05.288		121.7	14
15	▼1	65	ZANCHI MOTORSPORT	JERCAN Ioan Tudor	TONY KART	7	7.194	0.283	1:04.828		122.6	15
16	▲12	90	FORCE RACING FINLAND	KOLARI Uuno	LN	7	8.307	1.113	1:04.863		121.5	16
17	▼4	15	MICK BARRETT RACING	EDGAR Jorge	GILLARD	7	8.573	0.266	1:04.516		122.8	17
18	▲7	128	GM FUEL	DEL PORTILLO HUMANES Jaime	CRG	7	9.403	0.830	1:05.204		124.4	18
19	▼4	17	VICTORY LANE	REILLY Scott	KART REPUBLIC	7	9.649	0.246	1:04.599	+5.000	124.2	19
20	▼11	23	RSD RACING	SENNA Meunier	LN	7	9.859	0.210	1:04.609	+5.000	123.3	20
21	▲6	100	TBKART RACING TEAM SRL	PERUCCIO Matteo	TBKART	7	10.394	0.535	1:05.245		120.7	21
22	▼1	92	SG DRIVERS	GUYONNET Vivien	REDSPEED	7	12.894	2.500	1:04.692	+5.000	124.7	22
23	▲3	12	ECK MOTORSPORT	GARROW Conrad	TONYKART	7	13.035	0.141	1:05.167	+5.000	121.6	23
24	▲9	37	PREMIUM KARTING	WING THUNG Katrina Ee	LANDO NORRIS	7	13.261	0.226	1:05.815		121.8	24
25	▲9	61	READYTORACE	PINTO Bernardo	TONY KART	7	14.090	0.829	1:05.987		119.2	25
26	▼3	30	MDC RACING TEAM	GALE Toby	KR	7	15.823	1.733	1:04.842	+10.000	123.6	26
27	▼7	130	BRIAN WOODWARD	WOODWARD Ethan	TBC	7	17.074	1.251	1:05.345		116.8	27
28	▲4	19	DUTT MOTORSPORT BY FENSTER.COM	NÖLKEN Noah	TONY	7	17.725	0.651	1:06.021	+5.000	122.3	28
29	▲1	45	KR MOTORSPORT SRL	TEIXEIRA Gabriela	KR	7	18.300	0.575	1:05.654	+5.000	120.8	29
30	▲1	103	DMS	JOHNSTON Evan	KR	7	18.557	0.257	1:05.666	+5.000	121.2	30
31	▼15	98	CROC PROMOTION	PATEL Maayan	CROC PROMOTION	7	21.293	2.736	1:05.217	+15.000	124.9	31
32	▼8	18	PANTANO RACING TEAM	GALIMBERTI Andrea	PANTANO	7	21.906	0.613	1:06.169		120.5	32
33	▼22	84	JJ RACING	DETROJA Jagrat	KR	0	7 Laps	7 Laps				33
34	▼5	9	ZANCHI MOTORSPORT	NIKISHOV Nikita	OTK	0	7 Laps	0.000				34

No.17 REILLY Scott : 5 sec time penalty for incorrectly installed Front Fairing or incorrect position of front fairing. According to Stewards' Decision No.43-17.

No.23 SENNA Meunier : 5 sec time penalty for incorrectly installed Front Fairing or incorrect position of front fairing. According to Stewards' Decision No.43-23.

No.92 GUYONNET Vivien : 5 sec time penalty for incorrectly installed Front Fairing or incorrect position of front fairing. According to Stewards' Decision No.43-92.

No.12 GARROW Conrad : 5 sec time penalty for incorrectly installed Front Fairing or incorrect position of front fairing. According to Stewards' Decision No.43-12.

Leaders : No.57 OWEN Archie (1-2) / No.44 GARCIA DIAZ Nicolas (3-3) / No.75 PIÑERA RUSIÑOL Aleix (4-7)

Start Time : 27/11 - 11:52:46

Best lap : No.41 DE RAEDEMAEKER Stig 1:04.403 94.97 kph

Weather : Sunny Air : 10°C Track : Dry

Event Record : No.16 PURCELL Evan 1:04.227 95.23 kph

No.98 INVEST 02:16 Lap 1

No.30 07:13 Lap 6

Steward #1

Steward #2

Steward #3

IAME Warrior Final 2024: Zuera (ESP) 26/11 - 06/12/2024

Page 1 / 2

IAME Karting

Apex Timing GoRacing

## X30 JUNIOR

### Qualifying Heat C-D Lap Chart

For information purposes. No official / regulatory value

	1	2	3	4	5	6	7	8	9	10	11	12	13	14	15	16	17	18	19	20	21	22	23	24	25	26	27	28	29	30	31	32	33	34
Grid	57	41	44	36	75	64	59	104	23	3	<del>84</del>	55	15	65	17	98	106	71	4	130	92	43	30	18	128	12	100	90	<del>84</del>	45	103	19	37	61
Start	57	44	41	36	75	64	59	104	23	3	15	55	65	98	17	71	106	130	4	92	43	30	128	18	100	12	90	103	37	45	19	61		
Lap 1 Interval	57	36	44	41	3	64	75	59	23	55	98	104	4	106	17	128	92	71	30	43	65	18	12	19	100	103	90	61	45	37	15	130		
	0.0	0.1	0.1	0.1	0.1	0.6	0.1	0.4	0.1	0.2	0.2	0.0	0.1	0.3	0.1	0.2	0.0	0.4	0.0	0.0	0.6	0.1	0.2	0.0	0.2	0.3	0.5	0.0	0.0	0.1	2.8	4.2		
Lap 2	57	44	75	41	3	64	59	36	55	104	23	106	4	98	17	92	128	30	71	43	65	18	12	19	100	90	103	37	61	45	15	130		
	0.0	0.4	0.0	0.1	0.6	0.4	0.0	0.0	0.0	0.0	0.0	0.3	0.0	0.3	0.2	0.0	0.1	0.0	0.5	0.0	0.8	0.4	0.0	0.8	0.0	0.3	0.2	0.2	0.5	0.4	0.8	5.3		
Lap 3	44	75	3	41	57	64	59	36	104	4	55	23	106	17	98	30	128	71	43	65	92	12	100	90	19	37	103	15	45	61	130	18		
	0.1	0.3	0.0	0.0	0.4	0.0	0.7	0.2	0.2	0.3	0.0	0.1	0.2	1.0	0.0	0.0	0.3	0.0	0.1	0.4	0.0	0.3	0.8	0.5	0.4	0.1	0.2	0.5	0.0	0.5	5.5	1.6		
Lap 4	75	3	44	57	64	41	59	4	36	104	23	106	55	30	17	98	71	43	128	92	65	12	100	90	15	19	103	45	37	61	130	18		
	0.3	0.1	0.3	0.2	0.0	0.3	1.0	0.1	0.1	0.3	0.1	0.0	0.8	0.1	0.0	0.4	0.5	0.0	0.0	0.1	0.2	1.0	0.1	1.6	0.0	0.5	0.1	0.1	0.5	5.1	2.4			
Lap 5	75	3	44	57	41	64	59	4	36	104	106	23	17	30	98	55	43	71	92	65	128	12	90	100	15	19	37	45	103	61	130	18		
	0.0	0.2	0.4	0.0	0.6	0.0	0.3	1.0	0.4	0.2	0.2	0.3	0.2	0.1	0.1	0.1	0.2	0.1	0.1	0.1	0.7	0.0	0.6	0.4	0.9	1.3	0.9	0.0	0.2	0.3	4.2	3.1		
Lap 6	75	3	44	41	57	64	4	59	36	106	23	104	17	30	98	55	43	92	65	71	128	12	90	100	15	19	45	37	103	61	130	18		
	0.3	0.0	0.2	0.4	0.5	0.3	0.1	1.2	0.0	0.4	0.2	0.1	0.4	0.5	0.0	0.0	0.0	0.3	0.3	0.7	0.0	0.3	0.8	0.1	2.8	0.6	0.1	0.1	0.6	3.7	3.8			
Lap 7	75	3	41	44	57	64	4	59	106	36	17	23	30	55	104	43	98	71	65	92	12	90	15	128	100	19	37	45	103	61	130	18		
	0.2	0.4	0.0	0.1	0.7	0.0	0.3	2.1	0.0	0.6	0.2	0.9	0.0	0.2	0.0	0.0	0.6	0.2	0.7	0.1	0.2	0.2	0.8	0.9	2.3	0.5	0.0	0.2	0.5	2.9	4.8			

Timekeeper

Race Director

IAME Warrior Final 2024: Zuera (ESP) 26/11 - 06/12/2024

IAME Karting

Apex Timing GoRacing 



# X30 JUNIOR

## Qualifying Heat C-D Analysis

For information purposes. No official / regulatory value

Laps	Sector 1	Sector 2	Sector 3	Lap Time	Spd	Laps	Sector 1	Sector 2	Sector 3	Lap Time	Spd	Laps	Sector 1	Sector 2	Sector 3	Lap Time	Spd
<b>No.3 BUCKLEY Tadhg</b>						<b>No.18 GALIMBERTI Andrea</b>						<b>No.37 WING THUNG Katrina Ee</b>					
1	22.104	23.633	21.107	1:06.844	121	1	24.643	24.154	21.687	1:10.484	120	1	25.088	24.836	21.771	1:11.695	118
2	21.108	23.888	21.234	1:06.230	122	2	21.090	23.606	21.518	1:06.214	119	2	21.148	23.888	21.340	1:06.376	120
3	20.523	23.369	21.279	1:05.171	123	3	30.025	24.564	21.861	1:16.450	114	3	21.137	23.390	21.415	1:05.942	119
4	20.536	23.144	21.072	1:04.752	119	4	21.271	23.574	21.717	1:06.562	115	4	21.750	23.824	21.497	1:07.071	121
5	20.679	23.178	21.042	1:04.899	120	5	21.063	23.423	21.697	1:06.183	115	5	21.124	23.718	21.366	1:06.208	120
6	20.555	23.158	21.096	1:04.809	119	6	21.109	23.464	21.596	1:06.169	114	6	20.687	23.852	21.276	1:05.815	120
7	20.644	23.071	21.043	1:04.758	118	7	21.156	23.526	21.636	1:06.318	114	7	20.999	23.753	21.381	1:06.133	115
<b>No.4 CRANHAM Riley</b>						<b>No.19 NÖLKEN Noah</b>						<b>No.41 DE RAEDEMAEKER Stig</b>					
1	23.346	23.644	21.521	1:08.511	123	1	24.205	24.401	21.567	1:10.173	122	1	21.990	23.626	21.322	1:06.938	122
2	21.007	23.665	21.122	1:05.794	124	2	21.722	23.566	21.567	1:06.855	118	2	21.084	23.825	21.305	1:06.214	123
3	21.130	23.221	21.118	1:05.469	121	3	21.321	23.836	21.576	1:06.733	118	3	20.800	23.389	21.207	1:05.396	123
4	20.404	23.424	21.148	1:04.976	119	4	21.256	23.368	21.659	1:06.283	116	4	20.729	23.846	20.929	1:05.504	125
5	20.493	23.039	21.068	1:04.600	121	5	21.041	23.463	21.600	1:06.104	116	5	20.425	23.318	21.094	1:04.837	124
6	20.446	23.190	20.964	1:04.600	122	6	21.003	23.395	21.623	1:06.021	116	6	20.478	22.976	20.949	1:04.403	122
7	20.464	23.011	20.973	1:04.448	120	7	21.154	23.642	21.592	1:06.388	115	7	20.681	23.069	21.094	1:04.844	116
<b>No.12 GARROW Conrad</b>						<b>No.23 SENNA Meunier</b>						<b>No.43 CLANCY Conor</b>					
1	24.672	24.022	21.814	1:10.508	120	1	22.797	24.318	21.233	1:08.348	121	1	24.599	24.007	21.255	1:09.861	122
2	21.243	23.464	21.355	1:06.062	121	2	20.709	23.245	22.083	1:06.037	114	2	21.141	23.468	21.228	1:05.837	121
3	21.095	23.267	21.311	1:05.673	120	3	21.621	23.297	21.165	1:06.083	123	3	20.579	24.146	21.383	1:06.108	123
4	20.732	23.341	21.262	1:05.335	121	4	20.841	23.452	21.115	1:05.408	120	4	21.173	23.285	21.259	1:05.717	118
5	20.670	23.718	21.224	1:05.612	121	5	21.150	23.634	21.171	1:05.955	121	5	20.516	23.206	21.068	1:04.790	122
6	20.749	23.217	21.201	1:05.167	120	6	20.494	23.071	21.044	1:04.609	120	6	20.637	23.214	21.108	1:04.959	123
7	21.368	23.521	21.055	1:05.944	121	7	21.289	23.239	21.178	1:05.706	120	7	20.885	23.478	21.302	1:05.665	118
<b>No.15 EDGAR Jorge</b>						<b>No.30 GALE Toby</b>						<b>No.44 GARCIA DIAZ Nicolas</b>					
1	30.335	23.851	21.534	1:15.720	118	1	23.997	24.421	21.337	1:09.755	123	1	21.718	23.654	21.456	1:06.828	122
2	20.902	23.242	21.221	1:05.365	120	2	20.845	23.320	21.150	1:05.315	122	2	21.046	23.544	21.278	1:05.868	121
3	20.675	23.076	21.235	1:04.986	118	3	20.843	23.918	21.336	1:06.097	122	3	20.794	23.216	21.333	1:05.343	115
4	20.730	23.469	21.075	1:05.274	118	4	20.720	23.227	21.150	1:05.097	118	4	21.143	23.184	21.096	1:05.423	121
5	20.666	23.029	21.090	1:04.785	120	5	20.544	23.803	21.145	1:05.492	122	5	20.601	23.211	21.119	1:04.931	121
6	20.496	22.891	21.129	1:04.516	122	6	20.688	23.098	21.056	1:04.842	120	6	20.570	23.030	21.092	1:04.692	122
7	20.681	23.402	21.025	1:05.108	122	7	20.796	23.817	21.269	1:05.882	117	7	20.629	23.134	21.343	1:05.106	116
<b>No.17 REILLY Scott</b>						<b>No.36 KRASAUSKAS Elvis</b>						<b>No.45 TEIXEIRA Gabriela</b>					
1	23.391	23.921	21.888	1:09.200	121	1	21.797	23.565	21.234	1:06.596	119	1	24.796	24.860	21.789	1:11.445	117
2	20.720	23.508	21.666	1:05.894	119	2	21.235	24.486	22.066	1:07.787	122	2	21.067	24.826	21.616	1:07.509	117
3	21.266	23.827	21.185	1:06.278	122	3	20.743	23.355	21.320	1:05.418	118	3	20.842	23.491	21.531	1:05.864	116
4	20.856	23.297	21.166	1:05.319	121	4	21.143	23.367	21.238	1:05.748	121	4	20.842	23.906	21.306	1:06.054	119
5	20.528	23.461	21.095	1:05.084	120	5	20.943	23.301	21.197	1:05.441	118	5	21.325	23.787	21.269	1:06.381	120
6	20.525	23.023	21.051	1:04.599	124	6	20.745	23.107	21.167	1:05.019	118	6	20.704	23.566	21.384	1:05.654	118
7	20.898	23.092	21.203	1:05.193	117	7	20.880	23.330	21.244	1:05.454	118	7	21.196	23.802	21.283	1:06.281	116

Timekeeper Race Director





## X30 JUNIOR

### Qualifying Heat C-D Analysis

For information purposes. No official / regulatory value

Laps	Sector 1	Sector 2	Sector 3	Lap Time	Spd	Laps	Sector 1	Sector 2	Sector 3	Lap Time	Spd	Laps	Sector 1	Sector 2	Sector 3	Lap Time	Spd
<b>No.55 YUILL Max</b>						<b>No.65 JERCAN Ioan Tudor</b>						<b>No.98 PATEL Maayan</b>					
1	22.922	23.987	21.552	1:08.461	122	1	24.093	25.153	21.598	1:10.844	119	1	22.974	23.967	21.551	1:08.492	122
2	20.864	23.525	21.336	1:05.725	122	2	21.191	23.462	21.338	1:05.991	119	2	20.777	23.868	21.713	1:06.358	122
3	21.109	23.604	21.308	1:06.021	125	3	20.801	23.321	21.650	1:05.772	122	3	20.913	24.186	21.492	1:06.591	117
4	21.507	23.223	21.018	1:05.748	125	4	20.875	23.442	21.207	1:05.524	122	4	20.907	23.406	21.055	1:05.368	124
5	21.295	24.127	21.192	1:06.614	123	5	20.765	23.148	21.117	1:05.030	122	5	20.739	23.456	21.220	1:05.415	123
6	20.607	23.324	21.185	1:05.116	119	6	20.610	23.138	21.080	1:04.828	122	6	20.586	23.396	21.235	1:05.217	119
7	20.640	23.496	21.238	1:05.374	121	7	21.316	23.350	21.571	1:06.237	118	7	21.493	23.284	21.039	1:05.816	120
<b>No.57 OWEN Archie</b>						<b>No.71 FAHRUDDIN Zarief Rayqal</b>						<b>No.100 PERUCCIO Matteo</b>					
1	21.598	23.709	21.391	1:06.698	119	1	23.767	24.355	21.818	1:09.940	118	1	25.081	24.302	21.552	1:10.935	120
2	21.098	23.576	21.304	1:05.978	116	2	21.161	23.421	21.295	1:05.877	121	2	21.521	23.661	21.467	1:06.649	121
3	20.810	23.698	21.525	1:06.033	123	3	20.727	23.947	21.375	1:06.049	120	3	20.910	23.356	21.349	1:05.615	117
4	20.794	23.253	21.075	1:05.122	120	4	20.615	23.403	21.270	1:05.288	119	4	20.869	23.215	21.424	1:05.508	118
5	20.597	23.365	21.126	1:05.088	121	5	20.795	23.365	21.363	1:05.523	122	5	20.952	23.386	21.337	1:05.675	118
6	20.745	23.069	21.075	1:04.889	121	6	21.022	23.282	21.226	1:05.530	119	6	20.752	23.167	21.326	1:05.245	118
7	20.504	23.043	21.030	1:04.577	121	7	20.853	23.264	21.462	1:05.579	116	7	22.145	23.530	21.426	1:07.101	117
<b>No.59 KELLEHER Daniel</b>						<b>No.75 PIÑERA RUSIÑOL Aleix</b>						<b>No.103 JOHNSTON Evan</b>					
1	22.648	24.191	21.402	1:08.241	119	1	22.790	23.800	21.201	1:07.791	121	1	24.988	24.399	21.634	1:11.021	119
2	21.116	23.354	21.545	1:06.015	122	2	20.850	23.269	21.101	1:05.220	123	2	21.231	23.892	21.726	1:06.849	121
3	20.462	23.137	21.139	1:04.738	123	3	20.490	23.363	21.158	1:05.011	120	3	21.663	23.481	21.362	1:06.506	119
4	20.767	23.426	21.069	1:05.262	121	4	20.653	23.010	21.149	1:04.812	117	4	21.155	23.894	21.433	1:06.482	118
5	20.651	23.459	21.143	1:05.253	123	5	20.886	23.161	21.120	1:05.167	120	5	21.618	23.820	21.385	1:06.823	120
6	20.707	23.456	21.005	1:05.168	122	6	20.493	22.900	21.172	1:04.565	116	6	20.743	23.635	21.288	1:05.666	120
7	20.481	22.987	21.113	1:04.581	120	7	20.727	22.967	21.133	1:04.827	116	7	21.044	23.821	21.397	1:06.262	119
<b>No.61 PINTO Bernardo</b>						<b>No.90 KOLARI Uuno</b>						<b>No.104 REIJS Felipe</b>					
1	24.513	24.819	21.961	1:11.293	112	1	25.124	24.645	21.840	1:11.609	117	1	23.481	23.886	21.510	1:08.877	122
2	21.593	23.813	21.663	1:07.069	116	2	20.922	23.766	21.391	1:06.079	119	2	20.918	23.370	21.219	1:05.507	121
3	21.166	23.777	21.909	1:06.852	116	3	21.064	23.363	21.438	1:05.865	118	3	20.916	23.393	21.203	1:05.512	121
4	21.119	23.473	21.632	1:06.224	117	4	20.754	23.126	21.179	1:05.059	121	4	20.518	23.662	21.468	1:05.648	123
5	21.142	23.587	21.558	1:06.287	119	5	20.689	23.128	21.254	1:05.071	119	5	20.905	23.643	21.178	1:05.726	121
6	20.937	23.496	21.554	1:05.987	116	6	20.598	23.107	21.158	1:04.863	120	6	20.823	23.463	21.094	1:05.380	123
7	21.206	23.397	21.532	1:06.135	115	7	21.156	23.575	21.142	1:05.873	121	7	21.348	24.143	21.337	1:06.828	118
<b>No.64 LANDSTRÖM Jonathan</b>						<b>No.92 GUYONNET Vivien</b>						<b>No.106 HELDER Jorn</b>					
1	22.115	23.923	21.544	1:07.582	119	1	23.694	24.307	21.304	1:09.305	120	1	23.543	23.988	21.413	1:08.944	121
2	21.165	23.559	21.526	1:06.250	118	2	20.720	23.246	21.675	1:05.641	117	2	20.826	23.364	21.182	1:05.372	124
3	20.700	23.171	21.241	1:05.112	120	3	20.745	24.101	22.555	1:07.401	122	3	21.342	23.476	21.137	1:05.955	122
4	20.637	23.248	21.047	1:04.932	121	4	20.754	23.344	21.203	1:05.301	124	4	20.676	23.277	21.347	1:05.300	124
5	21.098	23.322	21.126	1:05.546	120	5	20.751	23.154	21.117	1:05.022	123	5	21.181	23.326	21.039	1:05.546	122
6	20.727	22.951	21.080	1:04.758	120	6	20.421	23.255	21.016	1:04.692	124	6	20.458	23.006	20.963	1:04.427	123
7	20.522	23.118	21.124	1:04.764	118	7	22.865	23.203	21.184	1:07.252	119	7	20.761	23.267	21.307	1:05.335	117

Timekeeper Race Director



## X30 JUNIOR

### Qualifying Heat C-D Analysis

For information purposes. No official / regulatory value

Laps Sector 1 Sector 2 Sector 3 Lap Time Spd

#### No.128 DEL PORTILLO HUMANES Jaime

1	23.404	24.130	21.604	1:09.138	118
2	21.095	23.393	21.339	1:05.827	120
3	20.976	24.089	21.453	1:06.518	118
4	21.224	23.306	21.442	1:05.972	124
5	21.070	23.611	21.274	1:05.955	118
6	20.773	23.149	21.282	1:05.204	120
7	21.629	24.097	21.641	1:07.367	115

#### No.130 WOODWARD Ethan

1	33.049	24.601	21.940	1:19.590	115
2	21.235	23.648	21.555	1:06.438	115
3	21.015	23.338	21.461	1:05.814	116
4	20.921	23.384	21.450	1:05.755	116
5	20.860	23.185	21.417	1:05.462	116
6	20.908	23.247	21.325	1:05.480	117
7	20.850	23.177	21.318	1:05.345	115

Timekeeper 

Race Director 

33 <sup>th</sup>	<b>37</b>	WING THUNG Katrina Ee LANDO NORRIS		<b>17</b>	<b>61</b>	PINTO Bernardo TONY KART		34 <sup>th</sup>
31 <sup>th</sup>	<b>103</b>	JOHNSTON Evan KR		<b>16</b>	<b>19</b>	NÖLKEN Noah TONY		32 <sup>th</sup>
29 <sup>th</sup>	<b>9</b>	NIKISHOV Nikita OTK		<b>15</b>	<b>45</b>	TEIXEIRA Gabriela KR		30 <sup>th</sup>
27 <sup>th</sup>	<b>100</b>	PERUCCIO Matteo TBKART		<b>14</b>	<b>90</b>	KOLARI Uuno LN		28 <sup>th</sup>
25 <sup>th</sup>	<b>128</b>	DEL PORTILLO HUMANES Jaime CRG		<b>13</b>	<b>12</b>	GARROW Conrad TONYKART		26 <sup>th</sup>
23 <sup>th</sup>	<b>30</b>	GALE Toby KR		<b>12</b>	<b>18</b>	GALIMBERTI Andrea PANTANO		24 <sup>th</sup>
21 <sup>th</sup>	<b>92</b>	GUYONNET Vivien REDSPEED		<b>11</b>	<b>43</b>	CLANCY Conor KR		22 <sup>th</sup>
19 <sup>th</sup>	<b>4</b>	CRANHAM Riley KART REPUBLIC		<b>10</b>	<b>130</b>	WOODWARD Ethan TBC		20 <sup>th</sup>
17 <sup>th</sup>	<b>106</b>	HELDER Jorn OTK		<b>9</b>	<b>71</b>	FAHRUDDIN Zarief Rayqal FALCON		18 <sup>th</sup>
15 <sup>th</sup>	<b>17</b>	REILLY Scott KART REPUBLIC		<b>8</b>	<b>98</b>	PATEL Maayan CROC PROMOTION		16 <sup>th</sup>
13 <sup>th</sup>	<b>15</b>	EDGAR Jorge GILLARD		<b>7</b>	<b>65</b>	JERCAN Ioan Tudor TONY KART		14 <sup>th</sup>
11 <sup>th</sup>	<b>84</b>	DETROJA Jagrat KR		<b>6</b>	<b>55</b>	YUILL Max GILLARD		12 <sup>th</sup>
9 <sup>th</sup>	<b>23</b>	SENNA Meunier LN		<b>5</b>	<b>3</b>	BUCKLEY Tadgh GILLARD		10 <sup>th</sup>
7 <sup>th</sup>	<b>59</b>	KELLEHER Daniel KR		<b>4</b>	<b>104</b>	REIJS Felipe KR		8 <sup>th</sup>
5 <sup>th</sup>	<b>75</b>	PIÑERA RUSIÑOL Aleix OTK		<b>3</b>	<b>64</b>	LANDSTRÖM Jonathan ENERGY		6 <sup>th</sup>
3 <sup>rd</sup>	<b>44</b>	GARCIA DIAZ Nicolas BIREL ART RACING		<b>2</b>	<b>36</b>	KRASAUSKAS Elvis TONY KART		4 <sup>th</sup>
1 <sup>st</sup>	<b>57</b>	OWEN Archie KR		<b>1</b>	<b>41</b>	DE RAEDEMAEKER Stig KOSMIC		2 <sup>nd</sup>

POLE POSITION



Start : 27/11 - 11:50 7 Laps = 11.893 km

Timekeeper

Race Director

IAME Warrior Final 2024: Zuera (ESP) 26/11 - 06/12/2024

Page 1 / 1

IAME Karting

Apex Timing GoRacing

## X30 JUNIOR

### Qualifying Heat E-F Results

Document 32.1

Subject to scrutineering & sporting investigations

Rnk	No.	Competitor	Driver	D. Nat	Equipment	Laps	Gap	Interv.	Best lap	Penalty	Spd	Points
1	▲3	1	FUSION MOTORSPORT	MACKIE Harrison	KART REPUBLIC	7			1:04.941		119.7	0
2	▲4	46	BMR	WOOLLEY Samuel	KR	7	1.053	1.053	1:04.503		124.2	2
3	▲12	127	CROC PROMOTION	MULDER Juste	CROC PROMOTION	7	1.587	0.534	1:04.561		123.1	3
4	▼3	78	VICTORYLANE KARTING	CRAIGIE Kenzo	KR	7	1.619	0.032	1:04.591		121.9	4
5	▲7	29	AXION RACING	MARTINEZ Alex	KR	7	1.990	0.371	1:04.646		122.2	5
6	▲10	2	JAMIE GREEN RACING	GREEN Zac	KART REPUBLIC	7	4.574	2.584	1:04.923		124.1	6
7	▼5	32	MICK BARRETT RACING	SHARP Aston	GILLARD	7	4.637	0.063	1:05.037		124.4	7
8	▲1	31	CROC PROMOTION	ISLIN Lewis	CROC	7	4.992	0.355	1:05.016		123.2	8
9	▲2	73	AUTO CLUB RC2 VALLÈS	REDONDO DE BLAS Carolina	OTK	7	5.152	0.160	1:05.389		122.8	9
10	▲3	35	BIREL ART RACING	LINES Finlay	BIREL ART	7	5.555	0.403	1:04.836		123.7	10
11	▼8	81	VICTORYLANE KARTING	MALIK Nilas	KR	7	5.891	0.336	1:04.739	+5.000	124.4	11
12	▼7	52	FALCON RACING TEAM	VAN LEEUWEN Quinten	FALCON	7	6.113	0.222	1:05.846		124.9	12
13	▲4	66	ZANCHI MOTORSPORT	KARAGIANNIS Nikolaos	TONYKART	7	6.538	0.425	1:05.074		123.4	13
14	=	105	CLUBKALIKART	BAUTISTA DELICH Jose	KALIKART	7	8.404	1.866	1:04.926		124.6	14
15	▲12	11	MDL MOTORSPORT	HOLMES Adam	LN OTK	7	8.995	0.591	1:05.061		123.0	15
16	▼9	27	BIREL ART RACING	DA SILVA Gustavo	BIREL ART RACING	7	9.135	0.140	1:05.127		123.7	16
17	▲6	131	Barbier Racing	EL BOUZAKHI Mohamed	TBC	7	9.546	0.411	1:05.540		123.6	17
18	▲1	25	AD MOTORSPORT	GRABKO Deven	ENERGY CORSE	7	10.405	0.859	1:05.163		121.6	18
19	▲3	95	ECK MOTORSPORT	VARGAS Gustavo	TONY KART	7	11.058	0.653	1:05.113		124.9	19
20	▼10	26	LKM RACING	GENOLET Alexis	DAP	7	11.663	0.605	1:04.946	+5.000	123.8	20
21	▼1	129	VDK RACING	SILKUNAITA Vanessa	KR	7	11.890	0.227	1:05.012	+5.000	121.0	21
22	▲2	49	FUSION MOTORSPORT	PERUZZI Leonidas	KR	7	12.462	0.572	1:05.564		126.3	22
23	▲2	50	KR MOTORSPORT SRL	LOPES Afonso	KART REPUBLIC	7	12.508	0.046	1:05.660		124.0	23
24	▼6	48	KALI KART BY JORGE PESCADOR	MIFSUD Dario Joey	KALI KART	7	13.416	0.908	1:06.013		124.8	24
25	▲1	38	DREAM RACING	HIGGINS Kaiden	KOSMIC	7	13.513	0.097	1:05.363		122.2	25
26	▲7	56	VDK RACING	FAYE LUND Christian	KR	7	13.819	0.306	1:05.575		124.4	26
27	▲4	77	PANTANO RACING TEAM	PETR Sarkisyan	PANTANO	7	14.085	0.266	1:05.676		123.6	27
28	▼20	87	TBKART RACING TEAM SRL	MELIS Matteo	TBKART	7	14.240	0.155	1:04.720	+5.000	124.6	28
29	=	72	Bruno Macedo	MACEDO Antonio	KR	7	15.959	1.719	1:05.327	+5.000	125.2	29
30	▼9	51	BRENNAN TECH	MC LOUGHLIN Jack	TONY KART	7	15.981	0.022	1:05.206	+5.000	123.5	30
31	▲1	21	VDK	RODRIGUES Jan	ALONSO KART	7	18.734	2.753	1:05.710	+5.000	124.6	31
32	▲2	39	MEGAKART DZ	SRYSER AISSA Danyl	SODI	7	19.184	0.450	1:05.832	+5.000	121.6	32
33	▼5	53	TEAM ASKELAND MOTORSPORT	ASKELAND Joachim	KART REPUBLIK	7	23.574	4.390	1:06.195	+5.000	114.5	33
34	▼4	69	AD MOTORSPORT	OLERT Max	ENERGY CORSE	0	7 Laps	7 Laps		+5.000		34

No.81 MALIK Nilas : 5 sec time penalty for incorrectly installed Front Fairing or incorrect position of front fairing. According to Stewards' Decision No.38-81.

No.26 GENOLET Alexis : 5 sec time penalty for incorrectly installed Front Fairing or incorrect position of front fairing. According to Stewards' Decision No.38-26.

No.129 SILKUNAITA Vanessa : 5 sec time penalty for incorrectly installed Front Fairing or incorrect position of front fairing. According to Stewards' Decision No.38-129.

No.87 MELIS Matteo : 5 sec time penalty for incorrectly installed Front Fairing or incorrect position of front fairing. According to Stewards' Decision No.38-87.

No.72 MACEDO Antonio : 5 sec time penalty for incorrectly installed Front Fairing or incorrect position of front fairing. According to Stewards' Decision No.38-72.

No.51 MC LOUGHLIN Jack : 5 sec time penalty for incorrectly installed Front Fairing or incorrect position of front fairing. According to Stewards' Decision No.38-51.

Leaders : No.78 CRAIGIE Kenzo (1-1) / No.1 MACKIE Harrison (2-7)

Start Time : 27/11 - 11:32:43

Best lap : No.46 WOOLLEY Samuel 1:04.503 94.82 kph

Weather : Sunny Air : 7°C Track : Dry

Event Record : No.16 PURCELL Evan 1:04.227 95.23 kph

Steward #1

Steward #2

Steward #3

IAME Warrior Final 2024: Zuera (ESP) 26/11 - 06/12/2024

Page 1 / 2

IAME Karting

Apex Timing GoRacing

## X30 JUNIOR

### Qualifying Heat E-F Lap Chart

For information purposes. No official / regulatory value

	1	2	3	4	5	6	7	8	9	10	11	12	13	14	15	16	17	18	19	20	21	22	23	24	25	26	27	28	29	30	31	32	33	34	
<b>Grid</b>	78	32	81	1	52	46	27	87	31	26	73	29	35	105	127	2	66	48	25	129	51	95	131	49	50	38	11	53	72	69	77	21	56	39	
<b>Start</b>	78	81	32	52	1	46	27	87	31	26	73	35	127	66	29	105	2	48	25	129	51	95	131	49	50	38	11	72	53	<del>66</del>	21	77	56	39	
<b>Lap 1 Interval</b>	78	1	46	81	52	31	73	127	32	29	2	35	48	26	66	105	129	25	27	38	95	51	131	50	72	11	49	87	21	77	56	39	53		
		0.0	0.1	0.0	0.4	0.0	0.4	0.5	0.2	0.0	0.1	0.5	0.1	0.1	0.0	0.0	0.0	0.3	0.4	0.4	0.0	0.0	0.3	0.2	0.4	0.0	0.3	0.2	0.1	0.0	0.1	0.0	0.1	0.2	3.4
<b>Lap 2</b>	1	78	81	46	31	52	127	73	29	2	35	32	26	66	48	129	25	51	131	38	27	105	50	11	87	95	72	49	21	56	39	77	53		
		0.5	0.0	0.1	0.2	0.2	0.1	0.1	1.0	0.3	0.2	0.0	0.2	0.9	0.3	0.3	0.2	0.3	0.0	0.0	0.1	0.0	0.1	0.2	0.5	0.1	0.1	0.1	0.0	0.6	0.2	0.5	3.2		
<b>Lap 3</b>	1	81	78	127	46	31	52	73	29	2	32	26	35	66	129	48	25	51	131	27	105	50	11	95	72	87	49	21	56	39	38	77	53		
		0.8	0.4	0.1	0.1	0.3	0.0	0.1	0.2	0.2	0.4	0.2	0.2	1.0	0.8	0.4	0.1	0.0	0.0	0.0	0.0	0.3	0.7	0.1	0.3	0.2	0.3	0.0	0.2	0.4	0.6	0.0	3.0		
<b>Lap 4</b>	1	81	127	46	78	73	29	31	2	32	52	26	35	66	129	51	131	27	105	25	11	48	95	87	72	50	49	56	21	39	38	77	53		
		1.1	0.4	0.4	0.2	0.4	0.2	0.1	0.1	0.1	0.0	0.1	0.1	1.6	0.6	1.6	0.1	0.1	0.0	0.2	0.1	0.3	0.5	0.0	0.0	0.1	0.0	0.3	0.4	0.2	0.5	0.5	3.0		
<b>Lap 5</b>	1	81	127	46	78	29	31	32	2	73	52	35	26	66	129	27	131	105	11	51	25	87	72	48	95	49	50	56	21	39	38	77	53		
		1.1	0.0	0.3	0.3	0.7	1.0	0.0	0.1	0.2	0.2	0.0	0.3	0.9	0.6	2.0	0.0	0.1	0.4	0.5	0.0	0.0	0.6	0.1	0.0	0.0	0.2	0.2	0.0	0.4	0.0	0.8	3.7		
<b>Lap 6</b>	1	127	81	46	78	29	32	2	73	31	52	26	35	66	129	27	105	11	131	87	25	72	51	95	49	56	50	21	48	38	39	77	53		
		0.8	0.0	0.2	0.3	0.8	1.8	0.0	0.6	0.2	0.2	0.1	0.0	0.3	0.5	2.1	0.0	0.4	0.0	0.2	0.9	0.3	0.1	0.1	0.7	0.0	0.0	0.4	0.1	0.2	0.5	0.0	4.0		
<b>Lap 7</b>	1	81	46	127	78	29	2	32	31	73	35	52	66	26	129	105	11	27	87	131	25	72	51	95	49	50	48	38	21	56	77	39	53		
		0.8	0.1	0.5	0.0	0.3	2.5	0.0	0.3	0.1	0.4	0.5	0.4	0.1	0.2	1.5	0.5	0.1	0.1	0.3	0.8	0.5	0.0	0.0	1.4	0.0	0.9	0.0	0.2	0.0	0.2	0.0	4.3		

Timekeeper 

Race Director 

# X30 JUNIOR

## Qualifying Heat E-F Analysis

For information purposes. No official / regulatory value

Laps	Sector 1	Sector 2	Sector 3	Lap Time	Spd	Laps	Sector 1	Sector 2	Sector 3	Lap Time	Spd	Laps	Sector 1	Sector 2	Sector 3	Lap Time	Spd
<b>No.1 MACKIE Harrison</b>						<b>No.26 GENOLET Alexis</b>						<b>No.35 LINES Finlay</b>					
1	21.649	23.566	21.279	1:06.494	119	1	23.526	23.951	21.746	1:09.223	123	1	22.484	24.299	22.072	1:08.855	119
2	20.803	23.271	21.234	1:05.308	117	2	21.235	23.274	21.320	1:05.829	118	2	20.923	23.518	21.343	1:05.784	119
3	20.748	23.161	21.148	1:05.057	117	3	20.761	23.149	21.239	1:05.149	119	3	21.191	23.282	21.223	1:05.696	120
4	20.753	23.080	21.108	1:04.941	117	4	20.689	23.079	21.178	1:04.946	122	4	20.634	23.180	21.022	1:04.836	122
5	20.758	23.085	21.140	1:04.983	117	5	20.993	23.810	21.321	1:06.124	119	5	20.818	23.775	21.020	1:05.613	122
6	20.728	23.083	21.157	1:04.968	117	6	20.613	23.831	21.217	1:05.661	123	6	20.690	24.232	21.170	1:06.092	123
7	20.738	23.057	21.272	1:05.067	117	7	21.342	23.823	21.173	1:06.338	121	7	20.992	23.136	21.042	1:05.170	119
<b>No.2 GREEN Zac</b>						<b>No.27 DA SILVA Gustavo</b>						<b>No.38 HIGGINS Kaiden</b>					
1	22.511	24.232	21.356	1:08.099	123	1	23.982	24.706	21.605	1:10.293	119	1	23.662	24.533	21.612	1:09.807	122
2	21.344	23.451	21.262	1:06.057	119	2	21.304	23.782	22.172	1:07.258	121	2	20.955	23.846	21.895	1:06.696	115
3	20.710	23.161	21.052	1:04.923	121	3	20.956	23.616	21.244	1:05.816	122	3	22.364	25.520	21.851	1:09.735	117
4	20.485	23.513	21.350	1:05.348	121	4	21.429	23.611	21.181	1:06.221	123	4	21.074	23.300	21.343	1:05.717	118
5	20.967	23.635	20.981	1:05.583	124	5	20.859	23.290	21.256	1:05.405	120	5	20.811	23.176	21.376	1:05.363	115
6	20.940	23.386	21.042	1:05.368	119	6	20.611	23.223	21.293	1:05.127	116	6	20.976	24.008	21.204	1:06.188	121
7	20.881	23.357	21.193	1:05.431	116	7	20.862	23.629	21.263	1:05.754	120	7	20.792	23.410	21.609	1:05.811	118
<b>No.11 HOLMES Adam</b>						<b>No.29 MARTINEZ Alex</b>						<b>No.39 SRYER AISSA Danyl</b>					
1	24.424	24.867	21.803	1:11.094	123	1	22.459	24.304	21.359	1:08.122	122	1	21.895	24.099	21.834	1:07.828	121
2	20.784	23.686	21.531	1:06.001	121	2	21.219	23.302	21.331	1:05.852	117	2	21.105	23.826	21.659	1:06.590	120
3	21.624	23.658	21.284	1:06.566	118	3	20.824	23.095	21.052	1:04.971	121	3	21.009	23.996	21.575	1:06.580	120
4	20.596	23.610	21.203	1:05.409	123	4	20.566	23.454	21.313	1:05.333	121	4	20.976	23.338	21.518	1:05.832	121
5	20.931	23.525	21.124	1:05.580	120	5	20.583	23.011	21.052	1:04.646	118	5	20.894	23.416	21.629	1:05.939	119
6	20.643	23.305	21.113	1:05.061	120	6	20.613	22.940	21.136	1:04.689	118	6	21.205	24.024	21.514	1:06.743	117
7	20.624	23.249	21.208	1:05.081	119	7	20.647	22.959	21.132	1:04.738	118	7	21.253	23.380	21.296	1:05.929	121
<b>No.21 RODRIGUES Jan</b>						<b>No.31 ISLIN Lewis</b>						<b>No.46 WOOLLEY Samuel</b>					
1	24.422	24.803	22.292	1:11.517	121	1	22.172	23.758	21.153	1:07.083	123	1	21.871	23.547	21.134	1:06.552	124
2	21.003	23.677	21.506	1:06.186	124	2	20.840	23.665	21.072	1:05.577	122	2	21.430	23.529	21.022	1:05.981	124
3	21.186	24.289	21.316	1:06.791	122	3	21.037	23.920	21.107	1:06.064	121	3	21.227	23.663	21.009	1:05.899	123
4	21.272	23.536	21.427	1:06.235	119	4	20.840	23.582	21.581	1:06.003	123	4	20.959	23.322	21.065	1:05.346	120
5	20.828	23.524	21.358	1:05.710	124	5	20.927	23.528	21.107	1:05.562	123	5	20.542	22.944	21.017	1:04.503	121
6	21.138	23.869	21.250	1:06.257	120	6	21.182	24.055	21.125	1:06.362	121	6	20.521	23.041	21.008	1:04.570	122
7	21.124	23.834	21.480	1:06.438	117	7	20.703	23.217	21.096	1:05.016	119	7	20.450	23.417	21.095	1:04.962	121
<b>No.25 GRABKO Deven</b>						<b>No.32 SHARP Aston</b>						<b>No.48 MIFSUD Dario Joey</b>					
1	23.154	24.689	21.434	1:09.277	120	1	22.495	24.592	21.500	1:08.587	122	1	22.741	24.116	21.804	1:08.661	121
2	21.139	24.117	21.900	1:07.156	120	2	21.557	23.686	21.249	1:06.492	118	2	21.446	24.305	21.503	1:07.254	120
3	20.970	23.540	21.616	1:06.126	121	3	20.861	23.164	21.097	1:05.122	120	3	21.005	23.922	21.601	1:06.528	119
4	21.176	24.054	21.510	1:06.740	122	4	20.556	23.225	21.256	1:05.037	124	4	21.859	24.219	21.323	1:07.401	121
5	21.169	23.908	21.205	1:06.282	121	5	20.717	23.533	21.060	1:05.310	123	5	20.972	24.137	21.525	1:06.634	124
6	21.177	23.378	21.246	1:05.801	118	6	20.951	23.289	21.182	1:05.422	117	6	21.939	23.961	21.200	1:07.100	123
7	20.705	23.235	21.223	1:05.163	118	7	21.008	23.460	21.078	1:05.546	121	7	20.891	23.404	21.718	1:06.013	119

Timekeeper Race Director



# X30 JUNIOR

## Qualifying Heat E-F Analysis

For information purposes. No official / regulatory value

Laps	Sector 1	Sector 2	Sector 3	Lap Time	Spd	Laps	Sector 1	Sector 2	Sector 3	Lap Time	Spd	Laps	Sector 1	Sector 2	Sector 3	Lap Time	Spd
<b>No.49 PERUZZI Leonidas</b>						<b>No.56 FAYE LUND Christian</b>						<b>No.78 CRAIGIE Kenzo</b>					
1	24.340	25.133	22.086	1:11.559	120	1	24.264	25.174	21.976	1:11.414	123	1	21.493	23.624	21.427	1:06.544	116
2	21.186	23.580	21.824	1:06.590	123	2	21.283	23.831	21.556	1:06.670	118	2	21.341	23.323	21.334	1:05.998	117
3	21.186	24.257	21.318	1:06.761	121	3	20.924	24.105	21.334	1:06.363	121	3	21.308	23.224	21.301	1:05.833	117
4	21.034	23.306	21.224	1:05.564	124	4	20.870	23.442	21.263	1:05.575	121	4	21.293	23.417	21.129	1:05.839	121
5	21.123	23.445	21.294	1:05.862	126	5	20.947	23.546	21.579	1:06.072	121	5	20.527	23.040	21.030	1:04.597	120
6	21.476	23.573	21.213	1:06.262	120	6	21.026	23.640	21.120	1:05.786	124	6	20.458	23.062	21.071	1:04.591	120
7	21.044	23.459	21.273	1:05.776	118	7	21.234	24.391	21.439	1:07.064	119	7	20.599	23.237	21.342	1:05.178	114
<b>No.50 LOPES Afonso</b>						<b>No.66 KARAGIANNIS Nikolaos</b>						<b>No.81 MALIK Nilas</b>					
1	24.215	24.884	21.542	1:10.641	120	1	23.108	24.055	21.880	1:09.043	123	1	21.649	23.782	21.347	1:06.778	124
2	20.925	23.898	21.434	1:06.257	122	2	21.440	23.857	21.405	1:06.702	118	2	21.269	23.384	21.145	1:05.798	121
3	21.312	23.516	21.214	1:06.042	121	3	20.869	23.349	21.335	1:05.553	119	3	20.719	23.245	21.300	1:05.264	116
4	21.258	24.252	21.913	1:07.423	123	4	20.900	23.257	21.257	1:05.414	118	4	20.836	23.105	21.245	1:05.186	117
5	20.929	23.767	21.505	1:06.201	121	5	20.795	23.224	21.253	1:05.272	119	5	20.792	23.027	21.191	1:05.010	117
6	21.213	23.868	21.059	1:06.140	123	6	20.679	23.206	21.189	1:05.074	122	6	20.755	23.030	20.954	1:04.739	121
7	21.017	23.531	21.112	1:05.660	118	7	20.996	23.580	21.271	1:05.847	120	7	20.573	23.212	21.238	1:05.023	116
<b>No.51 MC LOUGHLIN Jack</b>						<b>No.72 MACEDO Antonio</b>						<b>No.87 MELIS Matteo</b>					
1	24.087	24.762	21.386	1:10.235	123	1	23.732	25.196	21.957	1:10.885	122	1	26.034	24.647	21.949	1:12.630	121
2	21.054	23.788	21.645	1:06.487	119	2	21.090	23.621	22.161	1:06.872	122	2	20.831	23.413	21.658	1:05.902	121
3	20.939	23.341	21.598	1:05.878	120	3	21.107	23.973	21.183	1:06.263	121	3	21.314	24.354	21.127	1:06.795	122
4	21.008	23.651	21.463	1:06.122	117	4	20.548	23.843	21.543	1:05.934	125	4	20.559	23.509	21.560	1:05.628	124
5	21.481	23.960	21.336	1:06.777	118	5	20.679	23.867	21.329	1:05.875	119	5	20.558	23.663	21.048	1:05.269	123
6	21.417	23.519	21.423	1:06.359	121	6	20.846	23.421	21.179	1:05.446	120	6	20.605	23.154	20.961	1:04.720	122
7	20.677	23.282	21.247	1:05.206	117	7	20.662	23.291	21.374	1:05.327	116	7	20.630	23.203	21.164	1:04.997	123
<b>No.52 VAN LEEUWEN Quinten</b>						<b>No.73 REDONDO DE BLAS Carolina</b>						<b>No.95 VARGAS Gustavo</b>					
1	22.108	23.750	21.304	1:07.162	119	1	22.194	23.849	21.405	1:07.448	119	1	23.461	24.667	21.984	1:10.112	122
2	20.987	23.715	21.186	1:05.888	121	2	20.951	23.372	21.308	1:05.631	121	2	21.335	24.451	22.159	1:07.945	121
3	21.115	23.710	21.091	1:05.916	123	3	20.718	23.897	21.141	1:05.756	122	3	20.969	23.770	21.277	1:06.016	121
4	20.767	24.096	21.428	1:06.291	124	4	20.762	23.302	21.357	1:05.421	119	4	20.757	23.650	21.805	1:06.212	119
5	20.960	23.748	21.138	1:05.846	121	5	21.577	23.602	21.093	1:06.272	122	5	20.925	23.786	21.419	1:06.130	124
6	20.800	23.964	21.174	1:05.938	121	6	20.911	23.635	21.237	1:05.783	118	6	21.113	23.324	21.147	1:05.584	122
7	21.410	23.241	21.265	1:05.916	118	7	21.116	23.199	21.074	1:05.389	120	7	20.603	23.309	21.201	1:05.113	119
<b>No.53 ASKELAND Joachim</b>						<b>No.77 PETR Sarkisyan</b>						<b>No.105 BAUTISTA DELICH Jose</b>					
1	28.375	25.024	22.181	1:15.580	113	1	24.036	25.361	22.103	1:11.500	123	1	23.384	24.028	21.634	1:09.046	120
2	21.481	23.699	21.715	1:06.895	113	2	21.518	24.364	21.609	1:07.491	118	2	22.626	24.156	21.347	1:08.129	121
3	21.439	23.592	21.633	1:06.664	113	3	21.015	23.986	21.804	1:06.805	116	3	21.252	23.381	21.207	1:05.840	123
4	21.210	23.422	21.563	1:06.195	114	4	21.292	23.564	21.373	1:06.229	118	4	21.432	23.597	21.163	1:06.192	124
5	21.344	23.398	21.600	1:06.342	113	5	20.818	23.460	21.398	1:05.676	117	5	21.082	23.443	21.002	1:05.527	123
6	21.221	23.390	21.644	1:06.255	114	6	20.890	23.714	21.304	1:05.908	121	6	20.855	23.193	20.996	1:05.044	122
7	21.266	23.387	21.583	1:06.236	113	7	20.944	23.473	21.382	1:05.799	119	7	20.689	23.142	21.095	1:04.926	118

Timekeeper Race Director



## X30 JUNIOR

### Qualifying Heat E-F Analysis

For information purposes. No official / regulatory value

Laps Sector 1 Sector 2 Sector 3 Lap Time Spd

#### No.127 MULDER Juste

1	22.215	24.306	21.376	1:07.897	119
2	20.643	23.184	21.044	1:04.871	123
3	20.758	23.339	21.121	1:05.218	121
4	20.879	23.042	21.113	1:05.034	119
5	20.505	23.014	21.042	1:04.561	120
6	20.584	22.994	21.078	1:04.656	121
7	20.831	23.572	21.377	1:05.780	118

#### No.129 SILKUNAITE Vanessa

1	23.260	24.252	21.404	1:08.916	121
2	21.930	23.778	21.545	1:07.253	120
3	20.785	23.574	21.368	1:05.727	117
4	20.866	23.131	21.233	1:05.230	118
5	20.804	23.186	21.246	1:05.236	118
6	20.771	23.090	21.151	1:05.012	119
7	20.640	23.827	21.161	1:05.628	121

#### No.131 EL BOUZAKHI Mohamed

1	24.161	24.724	21.604	1:10.489	120
2	20.913	23.819	21.417	1:06.149	120
3	20.977	23.382	21.522	1:05.881	121
4	21.255	23.645	21.268	1:06.168	121
5	21.221	23.210	21.138	1:05.569	121
6	21.056	23.334	21.302	1:05.692	123
7	20.943	23.360	21.237	1:05.540	121

Timekeeper 

Race Director 



33 <sup>th</sup>	<b>56</b>	FAYE LUND Christian KR		<b>17</b>	<b>39</b>	SRYER AISSA Danyl SODI		34 <sup>th</sup>
31 <sup>th</sup>	<b>77</b>	PETR Sarkisyan PANTANO		<b>16</b>	<b>21</b>	RODRIGUES Jan ALONSO KART		32 <sup>th</sup>
29 <sup>th</sup>	<b>72</b>	MACEDO Antonio KR		<b>15</b>	<b>69</b>	OLERT Max ENERGY CORSE		30 <sup>th</sup>
27 <sup>th</sup>	<b>11</b>	HOLMES Adam LN OTK		<b>14</b>	<b>53</b>	ASKELAND Joachim KART REPUBLIK		28 <sup>th</sup>
25 <sup>th</sup>	<b>50</b>	LOPES Afonso KART REPUBLIC		<b>13</b>	<b>38</b>	HIGGINS Kaiden KOSMIC		26 <sup>th</sup>
23 <sup>th</sup>	<b>131</b>	EL BOUZAKHI Mohamed TBC		<b>12</b>	<b>49</b>	PERUZZI Leonidas KR		24 <sup>th</sup>
21 <sup>th</sup>	<b>51</b>	MC LOUGHLIN Jack TONY KART		<b>11</b>	<b>95</b>	VARGAS Gustavo TONY KART		22 <sup>th</sup>
19 <sup>th</sup>	<b>25</b>	GRABKO Deven ENERGY CORSE		<b>10</b>	<b>129</b>	SILKUNAITE Vanessa KR		20 <sup>th</sup>
17 <sup>th</sup>	<b>66</b>	KARAGIANNIS Nikolaos TONYKART		<b>9</b>	<b>48</b>	MIFSUD Dario Joey KALI KART		18 <sup>th</sup>
15 <sup>th</sup>	<b>127</b>	MULDER Juste CROC PROMOTION		<b>8</b>	<b>2</b>	GREEN Zac KART REPUBLIC		16 <sup>th</sup>
13 <sup>th</sup>	<b>35</b>	LINES Finlay BIREL ART		<b>7</b>	<b>105</b>	BAUTISTA DELICH Jose KALIKART		14 <sup>th</sup>
11 <sup>th</sup>	<b>73</b>	REDONDO DE BLAS Carolina OTK		<b>6</b>	<b>29</b>	MARTINEZ Alex KR		12 <sup>th</sup>
9 <sup>th</sup>	<b>31</b>	ISLIN Lewis CROC		<b>5</b>	<b>26</b>	GENOLET Alexis DAP		10 <sup>th</sup>
7 <sup>th</sup>	<b>27</b>	DA SILVA Gustavo BIREL ART RACING		<b>4</b>	<b>87</b>	MELIS Matteo TBKART		8 <sup>th</sup>
5 <sup>th</sup>	<b>52</b>	VAN LEEUWEN Quinten FALCON		<b>3</b>	<b>46</b>	WOOLLEY Samuel KR		6 <sup>th</sup>
3 <sup>rd</sup>	<b>81</b>	MALIK Nilas KR		<b>2</b>	<b>1</b>	MACKIE Harrison KART REPUBLIC		4 <sup>th</sup>
1 <sup>st</sup>	<b>78</b>	CRAIGIE Kenzo KR		<b>1</b>	<b>32</b>	SHARP Aston GILLARD		2 <sup>nd</sup>

POLE POSITION



Start : 27/11 - 11:30 7 Laps = 11.893 km

Timekeeper

Race Director

IAME Warrior Final 2024: Zuera (ESP) 26/11 - 06/12/2024

Page 1 / 1

IAME Karting

Apex Timing GoRacing

Rnk	No.	Driver	D. Nat	QP1	QP2	QP3	Time	Gap	Laps	Group
1	16	PURCELL Evan		-	1:04.227	-	1:04.227		4	A
2	42	MOTA MOTA Daniel		1:04.282	-	-	1:04.282	0.055	4	B
3	57	OWEN Archie		-	-	1:04.352	1:04.352	0.125	4	C
4	41	DE RAEDEMAEKER Stig		-	1:04.287	-	1:04.287	0.060	4	D
5	78	CRAIGIE Kenzo		1:04.505	-	-	1:04.505	0.278	4	E
6	32	SHARP Aston		-	-	1:04.401	1:04.401	0.174	4	F
7	97	SAKALA Otto		-	1:04.342	-	1:04.342	0.115	4	A
8	199	DE DONCKER Arthur		1:04.540	-	-	1:04.540	0.313	4	B
9	44	GARCIA DIAZ Nicolas		-	-	1:04.463	1:04.463	0.236	4	C
10	36	KRASAUSKAS Elvis		-	1:04.439	-	1:04.439	0.212	4	D
11	81	MALIK Nilas		1:04.544	-	-	1:04.544	0.317	4	E
12	1	MACKIE Harrison		-	-	1:04.489	1:04.489	0.262	4	F
13	5	MAÑACH KLISOWSKI Benjamin		-	1:04.579	-	1:04.579	0.352	4	A
14	79	RANA Yug		1:04.601	-	-	1:04.601	0.374	5	B
15	75	PIÑERA RUSIÑOL Aleix		-	-	1:04.509	1:04.509	0.282	5	C
16	64	LANDSTRÖM Jonathan		-	1:04.596	-	1:04.596	0.369	4	D
17	52	VAN LEEUWEN Quinten		1:04.606	-	-	1:04.606	0.379	5	E
18	46	WOOLLEY Samuel		-	-	1:04.551	1:04.551	0.324	4	F
19	34	HAGELEN Devon		-	1:04.626	-	1:04.626	0.399	4	A
20	91	BONHOMME Lucas		1:04.619	-	-	1:04.619	0.392	4	B
21	59	KELLEHER Daniel		-	-	1:04.636	1:04.636	0.409	4	C
22	104	REIJS Felipe		-	1:04.672	-	1:04.672	0.445	4	D
23	27	DA SILVA Gustavo		1:04.640	-	-	1:04.640	0.413	5	E
24	87	MELIS Matteo		-	-	1:04.667	1:04.667	0.440	5	F
25	89	OLIVER SANCHEZ Daniel		-	1:04.690	-	1:04.690	0.463	4	A
26	70	PIÑERA RUSIÑOL Roc		1:04.652	-	-	1:04.652	0.425	5	B
27	23	SENN Meunier		-	-	1:04.733	1:04.733	0.506	4	C
28	3	BUCKLEY Tadgh		-	1:04.745	-	1:04.745	0.518	4	D
29	31	ISLIN Lewis		1:04.674	-	-	1:04.674	0.447	4	E
30	26	GENOLET Alexis		-	-	1:04.779	1:04.779	0.552	5	F
31	14	LEHMANN Elias		-	1:04.752	-	1:04.752	0.525	4	A
32	10	ALLEMANN Dan		1:04.693	-	-	1:04.693	0.466	4	B
33	84	DETROJA Jagrat		-	-	1:04.803	1:04.803	0.576	4	C
34	55	YUILL Max		-	1:04.788	-	1:04.788	0.561	5	D
35	73	REDONDO DE BLAS Carolina		1:04.701	-	-	1:04.701	0.474	5	E
36	29	MARTINEZ Alex		-	-	1:04.827	1:04.827	0.600	4	F
37	22	BROASCA Javier		-	1:04.858	-	1:04.858	0.631	4	A
38	96	VAN SCHEIJNDEL Bink		1:04.714	-	-	1:04.714	0.487	5	B
39	15	EDGAR Jorge		-	-	1:04.839	1:04.839	0.612	3	C

Gap Between Series : 100.19%

Steward #1 Steward #2 Steward #3

IAME Warrior Final 2024: Zuera (ESP) 26/11 - 06/12/2024

Rnk	No.	Driver	D. Nat	QP1	QP2	QP3	Time	Gap	Laps	Group
40	65	JERCAN Ioan Tudor		-	1:04.871	-	1:04.871	0.644	5	D
41	35	LINES Finlay		1:04.736	-	-	1:04.736	0.509	4	E
42	105	BAUTISTA DELICH Jose		-	-	1:04.847	1:04.847	0.620	5	F
43	63	GOFF Lewis		-	1:04.903	-	1:04.903	0.676	4	A
44	60	BERND Emilio		1:04.748	-	-	1:04.748	0.521	5	B
45	17	REILLY Scott		-	-	1:04.894	1:04.894	0.667	4	C
46	98	PATEL Maayan		-	1:04.967	-	1:04.967	0.740	4	D
47	127	MULDER Juste		1:04.780	-	-	1:04.780	0.553	4	E
48	2	GREEN Zac		-	-	1:05.040	1:05.040	0.813	3	F
49	83	BARRY-BERG Marie		-	1:05.002	-	1:05.002	0.775	4	A
50	58	MARTINEZ Raul Luis		1:04.815	-	-	1:04.815	0.588	4	B
51	106	HELDER Jorn		-	-	1:05.075	1:05.075	0.848	3	C
52	71	FAHRUDDIN Zarief Rayqal		-	1:05.005	-	1:05.005	0.778	5	D
53	66	KARAGIANNIS Nikolaos		1:04.843	-	-	1:04.843	0.616	5	E
54	48	MIFSUD Dario Joey		-	-	1:05.079	1:05.079	0.852	5	F
55	24	BACHLER Jacob		-	1:05.007	-	1:05.007	0.780	5	A
56	93	KREEFT Didier		1:04.855	-	-	1:04.855	0.628	4	B
57	4	CRANHAM Riley		-	-	1:05.110	1:05.110	0.883	3	C
58	130	WOODWARD Ethan		-	1:05.014	-	1:05.014	0.787	5	D
59	25	GRABKO Deven		1:04.862	-	-	1:04.862	0.635	5	E
60	129	SILKUNAITE Vanessa		-	-	1:05.117	1:05.117	0.890	3	F
61	20	PALM Hubertus		-	1:05.143	-	1:05.143	0.916	5	A
62	86	PRUDENT Maxime		1:04.879	-	-	1:04.879	0.652	4	B
63	92	GUYONNET Vivien		-	-	1:05.144	1:05.144	0.917	3	C
64	43	CLANCY Conor		-	1:05.145	-	1:05.145	0.918	5	D
65	51	MC LOUGHLIN Jack		1:04.911	-	-	1:04.911	0.684	4	E
66	95	VARGAS Gustavo		-	-	1:05.154	1:05.154	0.927	4	F
67	33	SABIROV Amir		-	1:05.152	-	1:05.152	0.925	4	A
68	74	KARI Mikael		1:04.941	-	-	1:04.941	0.714	4	B
69	30	GALE Toby		-	-	1:05.237	1:05.237	1.010	4	C
70	18	GALIMBERTI Andrea		-	1:05.175	-	1:05.175	0.948	4	D
71	131	EL BOUZAKHI Mohamed		1:04.968	-	-	1:04.968	0.741	5	E
72	49	PERUZZI Leonidas		-	-	1:05.316	1:05.316	1.089	3	F
73	101	ALANKO Kimi		-	1:05.205	-	1:05.205	0.978	4	A
74	85	ERBERSDOBLER Lias		1:05.014	-	-	1:05.014	0.787	4	B
75	128	DEL PORTILLO HUMANES Jaime		-	-	1:05.341	1:05.341	1.114	4	C
76	12	GARROW Conrad		-	1:05.225	-	1:05.225	0.998	5	D
77	50	LOPES Afonso		1:05.025	-	-	1:05.025	0.798	5	E
78	38	HIGGINS Kaiden		-	-	1:05.382	1:05.382	1.155	4	F

Gap Between Series : 100.19%

Steward #1

Steward #2

Steward #3

IAME Warrior Final 2024: Zuera (ESP) 26/11 - 06/12/2024

Rnk	No.	Driver	D. Nat	QP1	QP2	QP3	Time	Gap	Laps	Group
79	47	MINCIUNA David		-	1:05.260	-	1:05.260	1.033	4	A
80	102	KAMAL Rafael		1:05.026	-	-	1:05.026	0.799	5	B
81	100	PERUCCIO Matteo		-	-	1:05.414	1:05.414	1.187	4	C
82	90	KOLARI Uuno		-	1:05.303	-	1:05.303	1.076	4	D
83	11	HOLMES Adam		1:05.062	-	-	1:05.062	0.835	4	E
84	53	ASKELAND Joachim		-	-	1:05.795	1:05.795	1.568	3	F
85	28	ABELA Daniel		-	1:05.338	-	1:05.338	1.111	5	A
86	40	ANJAIMAN Janna		1:05.103	-	-	1:05.103	0.876	4	B
87	9	NIKISHOV Nikita		-	-	1:05.804	1:05.804	1.577	3	C
88	45	TEIXEIRA Gabriela		-	1:05.590	-	1:05.590	1.363	4	D
89	72	MACEDO Antonio		1:05.191	-	-	1:05.191	0.964	4	E
90	69	OLERT Max		-	-	1:05.940	1:05.940	1.713	4	F
91	80	MOHR Moritz		-	1:05.650	-	1:05.650	1.423	4	A
92	76	HARTE Makayla		1:05.229	-	-	1:05.229	1.002	5	B
93	103	JOHNSTON Evan		-	-	1:06.044	1:06.044	1.817	3	C
94	19	NÖLKEN Noah		-	1:05.746	-	1:05.746	1.519	5	D
95	77	PETR Sarkisyan		1:05.325	-	-	1:05.325	1.098	5	E
96	21	RODRIGUES Jan		-	-	1:06.267	1:06.267	2.040	4	F
97	99	ENGLISH Jamie		-	1:05.841	-	1:05.841	1.614	5	A
98	88	HERMAN Gilles		1:05.415	-	-	1:05.415	1.188	4	B
99	37	WING THUNG Katrina Ee		-	-	1:06.374	1:06.374	2.147	3	C
100	61	PINTO Bernardo		-	1:05.964	-	1:05.964	1.737	4	D
101	56	FAYE LUND Christian		1:05.418	-	-	1:05.418	1.191	5	E
102	39	SRYER AISSA Danyl		-	-	1:06.552	1:06.552	2.325	3	F
103	68	RIS Yves		1:05.631	-	-	1:05.631	1.404	5	A
104	54	GJERDE Adrian		-	-	1:07.505	1:07.505	3.278	4	B

Gap Between Series : 100.19%

Steward #1

Steward #2

Steward #3

IAME Warrior Final 2024: Zuera (ESP) 26/11 - 06/12/2024

Page 3 / 3

IAME Karting

Apex Timing GoRacing

Rnk	No.	Competitor	Driver	D. Nat	Equipment	Sector 1	Sector 2	Sector 3	Time	Gap	Laps
1	57	BMR	OWEN Archie		KR	20.466	23.030	20.856	<b>1:04.352</b>		4
2	32	MICK BARRETT RACING	SHARP Aston		GILLARD	20.421	23.061	20.919	<b>1:04.401</b>	0.049	4
3	44	BIREL ART RACING	GARCIA DIAZ Nicolas		BIREL ART RACING	20.544	23.038	20.881	<b>1:04.463</b>	0.111	4
4	1	FUSION MOTORSPORT	MACKIE Harrison		KART REPUBLIC	20.509	22.959	21.021	<b>1:04.489</b>	0.137	4
5	75	AUTO CLUB RC2 VALLES	PIÑERA RUSIÑOL Aleix		OTK	20.514	22.914	21.081	<b>1:04.509</b>	0.157	5
6	46	BMR	WOOLLEY Samuel		KR	20.533	22.987	21.031	<b>1:04.551</b>	0.199	4
7	59	DMS	KELLEHER Daniel		KR	20.589	23.034	21.013	<b>1:04.636</b>	0.284	4
8	87	TBKART RACING TEAM SRL	MELIS Matteo		TBKART	20.502	23.082	21.083	<b>1:04.667</b>	0.315	5
9	23	RSD RACING	SENNA Meunier		LN	20.516	23.098	21.119	<b>1:04.733</b>	0.381	4
10	26	LKM RACING	GENOLET Alexis		DAP	20.630	23.027	21.122	<b>1:04.779</b>	0.427	5
11	84	JJ RACING	DETROJA Jagrat		KR	20.600	23.216	20.987	<b>1:04.803</b>	0.451	4
12	29	AXION RACING	MARTINEZ Alex		KR	20.611	23.111	21.105	<b>1:04.827</b>	0.475	4
13	15	MICK BARRETT RACING	EDGAR Jorge		GILLARD	20.661	23.138	21.040	<b>1:04.839</b>	0.487	3
14	105	CLUBKALIKART	BAUTISTA DELICH Jose		KALIKART	20.722	23.109	21.016	<b>1:04.847</b>	0.495	5
15	17	VICTORY LANE	REILLY Scott		KART REPUBLIC	20.917	23.001	20.976	<b>1:04.894</b>	0.542	4
16	2	JAMIE GREEN RACING	GREEN Zac		KART REPUBLIC	20.709	23.113	21.218	<b>1:05.040</b>	0.688	3
17	106	FUSION MOTORSPORT	HELDER Jorn		OTK	20.716	23.286	21.073	<b>1:05.075</b>	0.723	3
18	48	KALI KART BY JORGE PESCADOR	MIFSUD Dario Joey		KALI KART	20.727	23.148	21.204	<b>1:05.079</b>	0.727	5
19	4	FUSION MOTORSPORT	CRANHAM Riley		KART REPUBLIC	20.589	23.404	21.117	<b>1:05.110</b>	0.758	3
20	129	VDK RACING	SILKUNAITE Vanessa		KR	20.799	23.209	21.109	<b>1:05.117</b>	0.765	3
21	92	SG DRIVERS	GUYONNET Vivien		REDSPEED	20.671	23.255	21.218	<b>1:05.144</b>	0.792	3
22	95	ECK MOTORSPORT	VARGAS Gustavo		TONY KART	20.696	23.310	21.148	<b>1:05.154</b>	0.802	4
23	30	MDC RACING TEAM	GALE Toby		KR	20.736	23.269	21.232	<b>1:05.237</b>	0.885	4
24	49	FUSION MOTORSPORT	PERUZZI Leonidas		KR	20.857	23.288	21.171	<b>1:05.316</b>	0.964	3
25	128	GM FUEL	DEL PORTILLO HUMANES Jaime		CRG	20.770	23.318	21.253	<b>1:05.341</b>	0.989	4
26	38	DREAM RACING	HIGGINS Kaiden		KOSMIC	20.879	23.142	21.361	<b>1:05.382</b>	1.030	4
27	100	TBKART RACING TEAM SRL	PERUCCIO Matteo		TBKART	20.864	23.226	21.324	<b>1:05.414</b>	1.062	4
28	53	TEAM ASKELAND MOTORSPORT	ASKELAND Joachim		KART REPUBLIK	21.123	23.395	21.277	<b>1:05.795</b>	1.443	3
29	9	ZANCHI MOTORSPORT	NIKISHOV Nikita		OTK	21.022	23.313	21.469	<b>1:05.804</b>	1.452	3
30	69	AD MOTORSPORT	OLERT Max		ENERGY CORSE	20.856	23.601	21.483	<b>1:05.940</b>	1.588	4
31	103	DMS	JOHNSTON Evan		KR	20.919	23.495	21.630	<b>1:06.044</b>	1.692	3
32	21	VDK	RODRIGUES Jan		ALONSO KART	21.016	23.686	21.565	<b>1:06.267</b>	1.915	4
33	37	PREMIUM KARTING	WING THUNG Katrina Ee		LANDO NORRIS	21.420	23.420	21.534	<b>1:06.374</b>	2.022	3
34	39	MEGAKART DZ	SRYSER AISSA Danyl		SODI	21.175	23.747	21.630	<b>1:06.552</b>	2.200	3
35	54	PAROLIN SPAIN	GJERDE Adrian		PAROLIN	21.021	24.756	21.728	<b>1:07.505</b>	3.153	4

No.54 GJERDE Adrian : Cancellation of the best lap (art. 2.24 CIK General Prescriptions). According to Stewards' Decision No.14.

Start Time : 26/11 - 15:22:00

Best lap : No.57 OWEN Archie 1:04.352 95.05 kph

Weather : Scattered cloud Air : 13°C Track : Dry

Event Record : No.16 PURCELL Evan 1:04.227 95.23 kph

Steward #1

Steward #2

Steward #3

## X30 JUNIOR

### Qualifying Practice Group 3 (QP3)

For information purposes. No official / regulatory value

### Best Sectors Analysis

S1			S2			S3			Ideal Lap Times						
Rnk	No.	Time	Rnk	No.	Time	Rnk	No.	Time	Rnk	No.	Driver	D. Nat	Ideal Lap	Best Lap	Diff.
1	32	20.421	1	75	22.914	1	57	20.856	1	32	SHARP Aston		1:04.338	1:04.401	0.063
2	57	20.466	2	1	22.952	2	44	20.881	2	57	OWEN Archie		1:04.352	1:04.352	
3	106	20.502	3	46	22.987	3	32	20.894	3	75	PIÑERA RUSIÑOL Aleix		1:04.371	1:04.509	0.138
3	87	20.502	4	17	23.001	4	59	20.934	4	44	GARCIA DIAZ Nicolas		1:04.463	1:04.463	
5	1	20.509	5	32	23.023	5	75	20.943	5	1	MACKIE Harrison		1:04.482	1:04.489	0.007
6	75	20.514	6	26	23.027	6	105	20.946	6	87	MELIS Matteo		1:04.535	1:04.667	0.132
7	23	20.516	7	57	23.030	7	87	20.951	7	46	WOOLLEY Samuel		1:04.551	1:04.551	
8	46	20.533	8	59	23.034	8	4	20.975	8	59	KELLEHER Daniel		1:04.557	1:04.636	0.079
9	4	20.543	9	44	23.038	9	17	20.976	9	84	DETROJA Jagrat		1:04.691	1:04.803	0.112
10	44	20.544	10	87	23.082	10	84	20.987	10	17	REILLY Scott		1:04.698	1:04.894	0.196
11	84	20.559	11	23	23.098	11	1	21.021	11	23	SENNA Meunier		1:04.733	1:04.733	
12	29	20.581	12	105	23.109	12	46	21.031	12	105	BAUTISTA DELICH Jose		1:04.746	1:04.847	0.101
13	59	20.589	13	29	23.111	13	15	21.040	13	26	GENOLET Alexis		1:04.779	1:04.779	
14	26	20.630	14	2	23.113	14	106	21.073	14	29	MARTINEZ Alex		1:04.797	1:04.827	0.030
15	15	20.661	15	15	23.138	15	29	21.105	15	15	EDGAR Jorge		1:04.839	1:04.839	
16	92	20.671	16	38	23.142	16	129	21.109	16	106	HELDER Jorn		1:04.861	1:05.075	0.214
17	95	20.675	17	84	23.145	17	23	21.119	17	4	CRANHAM Riley		1:04.922	1:05.110	0.188
18	105	20.691	18	48	23.148	18	26	21.122	18	2	GREEN Zac		1:04.968	1:05.040	0.072
19	2	20.709	19	129	23.209	19	2	21.146	19	48	MIFSUD Dario Joey		1:05.031	1:05.079	0.048
20	17	20.721	20	100	23.226	20	95	21.148	20	129	SILKUNAITA Vanessa		1:05.117	1:05.117	
21	48	20.727	21	92	23.255	21	69	21.155	21	95	VARGAS Gustavo		1:05.133	1:05.154	0.021
22	30	20.736	22	30	23.269	22	48	21.156	22	92	GUYONNET Vivien		1:05.144	1:05.144	
23	128	20.770	23	106	23.286	23	49	21.171	23	30	GALE Toby		1:05.225	1:05.237	0.012
24	129	20.799	24	49	23.288	24	92	21.218	24	49	PERUZZI Leonidas		1:05.316	1:05.316	
25	69	20.856	25	128	23.300	25	30	21.220	25	128	DEL PORTILLO HUMANES Jaime		1:05.321	1:05.341	0.020
26	49	20.857	26	95	23.310	26	128	21.251	26	38	HIGGINS Kaiden		1:05.382	1:05.382	
27	100	20.864	27	9	23.313	27	53	21.277	27	100	PERUCCIO Matteo		1:05.414	1:05.414	
28	38	20.879	28	53	23.395	28	100	21.324	28	69	OLERT Max		1:05.595	1:05.940	0.345
29	103	20.919	29	4	23.404	29	38	21.361	29	53	ASKELAND Joachim		1:05.795	1:05.795	
30	21	21.016	30	37	23.420	30	9	21.469	30	9	NIKISHOV Nikita		1:05.804	1:05.804	
31	54	21.021	31	103	23.495	31	37	21.471	31	103	JOHNSTON Evan		1:05.888	1:06.044	0.156
32	9	21.022	32	69	23.584	32	103	21.474	32	37	WING THUNG Katrina Ee		1:06.038	1:06.374	0.336
33	53	21.123	33	21	23.686	33	21	21.565	33	21	RODRIGUES Jan		1:06.267	1:06.267	
34	37	21.147	34	39	23.747	34	39	21.576	34	39	SRYER AISSA Danyl		1:06.498	1:06.552	0.054
35	39	21.175	35	54	24.756	35	54	21.728	35	54	GJERDE Adrian		1:07.505	1:07.505	

Timekeeper


Race Director

## X30 JUNIOR

### Qualifying Practice Group 3 (QP3) Analysis

For information purposes. No official / regulatory value

Laps	Sector 1	Sector 2	Sector 3	Lap Time	Spd	Laps	Sector 1	Sector 2	Sector 3	Lap Time	Spd	Laps	Sector 1	Sector 2	Sector 3	Lap Time	Spd
<b>No.1 MACKIE Harrison</b>						<b>No.29 MARTINEZ Alex</b>						<b>No.48 MIFSUD Dario Joey</b>					
1	20.781	23.291	21.140	1:05.212	119	4	20.854	23.224	21.203	1:05.281	122	1	22.197	25.750	22.768	1:10.715	123
2	20.788	23.101	21.039	1:04.928	119	5	20.630	23.027	21.122	1:04.779	122	2	21.321	23.729	21.325	1:06.375	126
3	20.604	22.952	21.063	1:04.619	119	1	21.269	23.563	21.228	1:06.060	120	3	21.070	23.583	21.156	1:05.809	122
4	20.509	22.959	21.021	1:04.489	119	2	20.758	23.459	21.183	1:05.400	119	4	20.947	23.451	21.310	1:05.708	120
<b>No.2 GREEN Zac</b>						<b>No.30 GALE Toby</b>						<b>No.49 PERUZZI Leonidas</b>					
1	21.072	23.669	21.394	1:06.135	118	1	21.819	23.984	21.564	1:07.367	115	1	28.942	24.770	21.973	1:15.685	117
2	20.709	23.113	21.218	1:05.040	117	2	23.856	24.081	21.220	1:09.157	120	2	21.151	23.815	21.304	1:06.270	121
3	20.865	23.170	21.146	1:05.181	117	3	20.926	23.344	21.281	1:05.551	118	3	20.857	23.288	21.171	1:05.316	121
<b>No.4 CRANHAM Riley</b>						<b>No.32 SHARP Aston</b>						<b>No.53 ASKELAND Joachim</b>					
1	21.099	23.526	21.100	1:05.725	122	1	21.619	25.844	21.639	1:09.102	125	1	23.087	24.983	21.959	1:10.029	116
2	20.589	23.404	21.117	1:05.110	121	2	20.789	23.422	21.138	1:05.349	120	2	21.522	24.155	21.680	1:07.357	116
3	20.543	23.647	20.975	1:05.165	123	3	20.537	23.023	20.894	1:04.454	123	3	21.123	23.395	21.277	1:05.795	119
<b>No.9 NIKISHOV Nikita</b>						<b>No.37 WING THUNG Katrina Ee</b>						<b>No.54 GJERDE Adrian</b>					
1	21.890	24.186	21.731	1:07.807	112	1	22.885	24.478	22.068	1:09.431	118	1	22.753	25.599	22.610	1:10.962	120
2	21.140	23.708	21.518	1:06.366	116	2	21.147	23.936	21.471	1:06.554	121	2	21.169	24.920	22.273	1:08.362	120
3	21.022	23.313	21.469	1:05.804	113	3	20.421	23.061	20.919	1:04.401	125	3	21.021	24.756	21.728	1:07.505	121
<b>No.15 EDGAR Jorge</b>						<b>No.38 HIGGINS Kaiden</b>						<b>No.57 OWEN Archie</b>					
1	21.818	24.167	21.406	1:07.391	121	1	21.718	23.856	21.630	1:07.204	119	1	21.305	24.550	21.317	1:07.172	121
2	20.761	23.406	21.743	1:05.910	121	2	24.234	24.413	21.710	1:10.357	117	2	20.829	24.106	21.204	1:06.139	121
3	20.661	23.138	21.040	1:04.839	122	3	21.161	23.360	21.382	1:05.903	117	3	20.670	23.119	21.082	1:04.871	124
<b>No.17 REILLY Scott</b>						<b>No.39 SRYER AISSA Danyl</b>						<b>No.59 KELLEHER Daniel</b>					
1	21.235	23.694	21.334	1:06.263	121	1	21.680	24.427	21.829	1:07.936	120	1	21.101	24.078	21.322	1:06.501	121
2	20.824	23.349	21.120	1:05.293	120	2	21.175	23.747	21.630	1:06.552	117	2	21.465	23.434	21.309	1:06.208	122
3	20.721	23.073	21.161	1:04.955	119	3	21.326	23.747	21.576	1:06.649	117	3	20.627	23.116	20.934	1:04.677	122
4	20.917	23.001	20.976	1:04.894	122	<b>No.44 GARCIA DIAZ Nicolas</b>						<b>No.69 OLERT Max</b>					
<b>No.21 RODRIGUES Jan</b>						1	21.322	23.871	21.385	1:06.578	120	1	22.897	25.762	22.522	1:11.181	119
1	22.940	25.638	22.399	1:10.977	122	2	20.687	23.252	21.093	1:05.032	123	2	21.279	24.279	21.587	1:07.145	117
2	21.351	24.356	21.691	1:07.398	121	3	20.729	23.107	21.049	1:04.885	124	3	20.856	23.601	21.483	1:05.940	118
3	21.016	23.686	21.565	1:06.267	120	4	20.544	23.038	20.881	1:04.463	124	4	21.865	23.584	21.155	1:06.604	124
4	21.056	23.881	21.566	1:06.503	120	<b>No.46 WOOLLEY Samuel</b>						<b>No.75 PIÑERA RUSIÑOL Aleix</b>					
<b>No.23 SENNA Meunier</b>						1	20.971	23.917	21.340	1:06.228	120	1	21.479	25.399	22.619	1:09.497	122
1	21.179	23.566	21.442	1:06.187	116	2	20.654	23.328	21.176	1:05.158	119	2	20.931	23.364	21.227	1:05.522	123
2	25.017	23.823	21.157	1:09.997	121	3	21.477	23.095	21.081	1:05.653	121	3	20.629	23.433	20.943	1:05.005	122
3	20.590	23.319	21.248	1:05.157	117	4	20.533	22.987	21.031	1:04.551	125	4	20.643	23.073	21.070	1:04.786	121
4	20.516	23.098	21.119	1:04.733	118	<b>No.26 GENOLET Alexis</b>						<b>No.75 PIÑERA RUSIÑOL Aleix</b>					
<b>No.26 GENOLET Alexis</b>						1	21.528	24.227	21.498	1:07.253	121	5	20.514	22.914	21.081	1:04.509	118
1	21.528	24.227	21.498	1:07.253	121	2	20.832	23.368	21.190	1:05.390	120						
2	20.832	23.368	21.190	1:05.390	120	3	20.796	23.557	21.302	1:05.655	118						
3	20.796	23.557	21.302	1:05.655	118												

Timekeeper:  Race Director: 



# X30 JUNIOR

## Qualifying Practice Group 3 (QP3) Analysis

For information purposes. No official / regulatory value

Laps Sector 1 Sector 2 Sector 3 Lap Time Spd

### No.84 DETROJA Jagrat

1	21.137	23.650	21.335	1:06.122	120
2	20.631	23.510	21.259	1:05.400	120
3	20.559	23.145	21.418	1:05.122	121
4	20.600	23.216	20.987	1:04.803	120

### No.87 MELIS Matteo

1	23.783	29.162	23.068	1:16.013	121
2	21.265	24.620	21.729	1:07.614	122
3	20.602	23.261	21.119	1:04.982	122
4	20.641	23.102	20.951	1:04.694	124
5	20.502	23.082	21.083	1:04.667	120

### No.92 GUYONNET Vivien

1	21.609	25.060	21.770	1:08.439	117
2	20.888	23.313	21.336	1:05.537	116
3	20.671	23.255	21.218	1:05.144	116

### No.95 VARGAS Gustavo

1	21.841	25.327	21.645	1:08.813	122
2	23.503	24.137	21.494	1:09.134	120
3	20.675	23.387	21.234	1:05.296	122
4	20.696	23.310	21.148	1:05.154	121

### No.100 PERUCCIO Matteo

1	21.672	26.576	23.060	1:11.308	115
2	21.572	23.796	21.579	1:06.947	117
3	20.864	23.226	21.324	1:05.414	118
4	20.897	23.826	23.037	1:07.760	121

### No.103 JOHNSTON Evan

1	22.198	24.430	21.603	1:08.231	120
2	20.919	23.495	21.630	1:06.044	119
3	21.058	23.602	21.474	1:06.134	123

### No.105 BAUTISTA DELICH Jose

1	23.924	26.926	22.134	1:12.984	123
2	20.990	24.078	21.385	1:06.453	122
3	20.696	23.294	20.946	1:04.936	122
4	20.691	23.433	20.981	1:05.105	121
5	20.722	23.109	21.016	1:04.847	120

### No.106 HELDER Jorn

1	21.323	23.605	21.200	1:06.128	121
2	20.502			1:06.972	122
3	20.716	23.286	21.073	1:05.075	121

Laps Sector 1 Sector 2 Sector 3 Lap Time Spd

### No.128 DEL PORTILLO HUMANES Jaime

1	21.597	23.799	23.060	1:08.456	116
2	21.125	23.775	21.568	1:06.468	117
3	20.976	23.300	21.251	1:05.527	121
4	20.770	23.318	21.253	1:05.341	119

### No.129 SILKUNAITÉ Vanessa

1	23.584	24.458	21.693	1:09.735	119
2	20.960	23.372	21.261	1:05.593	119
3	20.799	23.209	21.109	1:05.117	121

Timekeeper

Race Director



## X30 JUNIOR

### Qualifying Practice Group 2 (QP2) Results

Document 18

Subject to scrutineering & sporting investigations

Rnk	No.	Competitor	Driver	D. Nat	Equipment	Sector 1	Sector 2	Sector 3	Time	Gap	Laps
1	16	VDK	PURCELL Evan		KR	20.469	22.905	20.853	<b>1:04.227</b>		4
2	41	FUSION MOTORSPORT	DE RAEDEMAEKER Stig		KOSMIC	20.419	22.977	20.891	<b>1:04.287</b>	0.060	4
3	97	FORCE RACING FINLAND	SAKALA Otto		LN	20.336	23.028	20.978	<b>1:04.342</b>	0.115	4
4	36	MOL RACING	KRASAUSKAS Elvis		TONY KART	20.533	22.951	20.955	<b>1:04.439</b>	0.212	4
5	5	FUSION MOTORSPORT	MAÑACH KLISOWSKI Benjamin		KART REPUBLIC	20.542	22.980	21.057	<b>1:04.579</b>	0.352	4
6	64	AD MOTORSPORT	LANDSTRÖM Jonathan		ENERGY	20.627	22.942	21.027	<b>1:04.596</b>	0.369	4
7	34	Scuderia Hagelen	HAGELEN Devon		KOSMIC	20.543	23.045	21.038	<b>1:04.626</b>	0.399	4
8	104	FUSION	REIJS Felipe		KR	20.600	22.977	21.095	<b>1:04.672</b>	0.445	4
9	89	TBKART RACING TEAM SRL	OLIVER SANCHEZ Daniel		TBKART	20.619	23.069	21.002	<b>1:04.690</b>	0.463	4
10	3	MICK BARRETT RACING	BUCKLEY Tadgh		GILLARD	20.504	23.299	20.942	<b>1:04.745</b>	0.518	4
11	14	SPIRIT-KARTING.CH	LEHMANN Elias		LN	20.612	22.986	21.154	<b>1:04.752</b>	0.525	4
12	55	MICK BARRETT RACING	YUILL Max		GILLARD	20.573	23.158	21.057	<b>1:04.788</b>	0.561	5
13	22	MDC RACING	BROASCA Javier		KR	20.603	23.120	21.135	<b>1:04.858</b>	0.631	4
14	65	ZANCHI MOTORSPORT	JERCAN Ioan Tudor		TONY KART	20.641	23.036	21.194	<b>1:04.871</b>	0.644	5
15	63	PREMIUM KARTING	GOFF Lewis		OTK	20.940	22.956	21.007	<b>1:04.903</b>	0.676	4
16	98	CROC PROMOTION	PATEL Maayan		CROC PROMOTION	20.673	23.105	21.189	<b>1:04.967</b>	0.740	4
17	83	VDK	BARRY-BERG Marie		KR	20.736	23.134	21.132	<b>1:05.002</b>	0.775	4
18	71	DRM RACING TEAM	FAHRUDDIN Zarief Rayqal		FALCON	20.593	23.212	21.200	<b>1:05.005</b>	0.778	5
19	24	MDL MOTORSPORT	BACHLER Jacob		KART REPUBLIC	20.721	23.133	21.153	<b>1:05.007</b>	0.780	5
20	130	BRIAN WOODWARD	WOODWARD Ethan		TBC	20.679	23.197	21.138	<b>1:05.014</b>	0.787	5
21	20	FALCON RACING TEAM	PALM Hubertus		FALCON	20.786	23.155	21.202	<b>1:05.143</b>	0.916	5
22	43	VICTORY LANE KARTING	CLANCY Conor		KR	20.895	23.175	21.075	<b>1:05.145</b>	0.918	5
23	33	MDC RACING TEAM	SABIROV Amir		KR	20.613	23.164	21.375	<b>1:05.152</b>	0.925	4
24	18	PANTANO RACING TEAM	GALIMBERTI Andrea		PANTANO	20.713	23.136	21.326	<b>1:05.175</b>	0.948	4
25	101	FORCE RACING FINLAND	ALANKO Kimi		KOSMIC	20.816	23.183	21.206	<b>1:05.205</b>	0.978	4
26	12	ECK MOTORSPORT	GARROW Conrad		TONYKART	20.916	23.186	21.123	<b>1:05.225</b>	0.998	5
27	47	MOL RACING	MINCIUNA David		TONY KART	20.595	23.180	21.485	<b>1:05.260</b>	1.033	4
28	90	FORCE RACING FINLAND	KOLARI Uuno		LN	20.854	23.231	21.218	<b>1:05.303</b>	1.076	4
29	28	ZANCHI MOTORSPORT	ABELA Daniel		TONYKART	20.898	23.230	21.210	<b>1:05.338</b>	1.111	5
30	45	KR MOTORSPORT SRL	TEIXEIRA Gabriela		KR	20.822	23.415	21.353	<b>1:05.590</b>	1.363	4
31	80	VDK	MOHR Moritz		KR	20.865	23.387	21.398	<b>1:05.650</b>	1.423	4
32	19	DUTT MOTORSPORT BY FENSTER.COM	NÖLKEN Noah		TONY	20.945	23.378	21.423	<b>1:05.746</b>	1.519	5
33	99	BRENNAN TECH	ENGLISH Jamie		TONYKART	20.915	23.460	21.466	<b>1:05.841</b>	1.614	5
34	61	READYTORACE	PINTO Bernardo		TONY KART	20.997	23.456	21.511	<b>1:05.964</b>	1.737	4

Start Time : 26/11 - 15:06:00

Best lap : No.16 PURCELL Evan 1:04.227 95.23 kph

Weather : Scattered cloud Air : 13°C Track : Dry

Previous Event Record : No.42 MOTA MOTA Daniel 1:04.282 95.15 kph

Timekeeper Race Director

IAME Warrior Final 2024: Zuera (ESP) 26/11 - 06/12/2024

Page 1 / 1

IAME Karting

Apex Timing GoRacing

## X30 JUNIOR

### Qualifying Practice Group 2 (QP2)

For information purposes. No official / regulatory value

### Best Sectors Analysis

S1			S2			S3			Ideal Lap Times						
Rnk	No.	Time	Rnk	No.	Time	Rnk	No.	Time	Rnk	No.	Driver	D. Nat	Ideal Lap	Best Lap	Diff.
1	97	20.336	1	16	22.890	1	16	20.853	1	16	PURCELL Evan		1:04.198	1:04.227	0.029
2	41	20.419	2	64	22.942	2	97	20.854	2	97	SAKALA Otto		1:04.218	1:04.342	0.124
3	16	20.455	3	36	22.951	3	41	20.891	3	41	DE RAEDEMAEKER Stig		1:04.287	1:04.287	
4	3	20.504	4	63	22.956	4	34	20.917	4	36	KRASAUSKAS Elvis		1:04.439	1:04.439	
5	36	20.533	5	104	22.977	5	3	20.942	5	34	HAGELEN Devon		1:04.485	1:04.626	0.141
6	5	20.542	5	41	22.977	6	36	20.955	6	5	MAÑACH KLISOWSKI Benjamin		1:04.523	1:04.579	0.056
7	34	20.543	7	5	22.980	7	5	21.001	7	64	LANDSTRÖM Jonathan		1:04.596	1:04.596	
8	130	20.545	8	14	22.986	8	89	21.002	8	3	BUCKLEY Tadgh		1:04.633	1:04.745	0.112
9	55	20.573	9	34	23.025	9	63	21.007	9	63	GOFF Lewis		1:04.640	1:04.903	0.263
10	71	20.593	10	97	23.028	10	64	21.027	10	104	REIJS Felipe		1:04.672	1:04.672	
11	47	20.595	11	65	23.036	10	22	21.027	11	89	OLIVER SANCHEZ Daniel		1:04.690	1:04.690	
12	104	20.600	12	89	23.069	12	55	21.040	12	22	BROASCA Javier		1:04.750	1:04.858	0.108
13	22	20.603	13	98	23.105	13	130	21.071	13	14	LEHMANN Elias		1:04.752	1:04.752	
14	43	20.609	14	22	23.120	14	43	21.075	14	55	YUILL Max		1:04.771	1:04.788	0.017
15	14	20.612	15	24	23.133	15	12	21.088	15	65	JERCAN Ioan Tudor		1:04.787	1:04.871	0.084
16	33	20.613	16	83	23.134	16	104	21.095	16	130	WOODWARD Ethan		1:04.813	1:05.014	0.201
17	89	20.619	17	18	23.136	17	65	21.110	17	43	CLANCY Conor		1:04.859	1:05.145	0.286
18	64	20.627	18	20	23.155	18	83	21.112	18	24	BACHLER Jacob		1:04.913	1:05.007	0.094
18	24	20.627	19	55	23.158	19	47	21.152	19	47	MINCIUNA David		1:04.927	1:05.260	0.333
20	65	20.641	20	33	23.164	20	24	21.153	20	98	PATEL Maayan		1:04.967	1:04.967	
21	98	20.673	21	43	23.175	21	14	21.154	21	83	BARRY-BERG Marie		1:04.978	1:05.002	0.024
22	63	20.677	22	47	23.180	22	28	21.162	22	71	FAHRUDDIN Zarief Rayqal		1:05.005	1:05.005	
23	18	20.713	23	101	23.183	23	98	21.189	23	33	SABIROV Amir		1:05.130	1:05.152	0.022
24	83	20.732	24	12	23.186	24	71	21.200	24	20	PALM Hubertus		1:05.143	1:05.143	
25	20	20.786	25	3	23.187	25	20	21.202	25	18	GALIMBERTI Andrea		1:05.175	1:05.175	
26	101	20.816	26	130	23.197	26	45	21.205	26	12	GARROW Conrad		1:05.190	1:05.225	0.035
27	45	20.822	27	71	23.212	27	101	21.206	27	101	ALANKO Kimi		1:05.205	1:05.205	
28	28	20.834	28	28	23.230	28	90	21.218	28	28	ABELA Daniel		1:05.226	1:05.338	0.112
29	90	20.854	29	90	23.231	29	19	21.307	29	90	KOLARI Uuno		1:05.303	1:05.303	
30	80	20.862	30	80	23.255	30	18	21.326	30	45	TEIXEIRA Gabriela		1:05.442	1:05.590	0.148
31	99	20.915	31	19	23.378	31	80	21.327	31	80	MOHR Moritz		1:05.444	1:05.650	0.206
32	12	20.916	32	45	23.415	32	33	21.353	32	19	NÖLKEN Noah		1:05.630	1:05.746	0.116
33	19	20.945	33	61	23.456	33	99	21.466	33	99	ENGLISH Jamie		1:05.841	1:05.841	
34	61	20.997	34	99	23.460	34	61	21.511	34	61	PINTO Bernardo		1:05.964	1:05.964	

Timekeeper

Race Director

IAME Warrior Final 2024: Zuera (ESP) 26/11 - 06/12/2024

IAME Karting



Apex Timing GoRacing

## X30 JUNIOR

### Qualifying Practice Group 2 (QP2) Analysis

For information purposes. No official / regulatory value

Laps	Sector 1	Sector 2	Sector 3	Lap Time	Spd	Laps	Sector 1	Sector 2	Sector 3	Lap Time	Spd	Laps	Sector 1	Sector 2	Sector 3	Lap Time	Spd
<b>No.3 BUCKLEY Tadgh</b>						<b>No.22 BROASCA Javier</b>						<b>No.43 CLANCY Conor</b>					
1	21.114	24.110	21.346	1:06.570	120	3	20.916	23.219	21.258	1:05.393	120	1	21.540	24.113	21.836	1:07.489	115
2	20.682	23.220	22.583	1:06.485	123	4	20.852	23.326	21.258	1:05.436	119	2	21.231	23.381	21.328	1:05.940	117
3	21.000	23.187	20.975	1:05.162	121	5	20.786	23.155	21.202	1:05.143	120	3	20.609	23.225	21.352	1:05.186	116
4	20.504	23.299	20.942	1:04.745	124	1	21.356	23.739	21.187	1:06.282	121	4	20.922	23.301	21.227	1:05.450	120
<b>No.5 MAÑACH KLISOWSKI Benjamin</b>						<b>No.24 BACHLER Jacob</b>						<b>No.45 TEIXEIRA Gabriela</b>					
1	21.150	23.463	21.227	1:05.840	118	2	20.707	23.299	21.027	1:05.033	122	1	21.840	24.094	21.794	1:07.728	115
2	20.783	23.178	21.017	1:04.978	118	3	20.603	23.120	21.135	1:04.858	119	2	31.770	23.760	21.447	1:16.977	118
3	20.597	22.996	21.001	1:04.594	118	4	20.657	23.140	21.210	1:05.007	118	3	21.060	23.683	21.205	1:05.948	118
4	20.542	22.980	21.057	1:04.579	118	1	21.194	23.805	21.423	1:06.422	119	4	20.822	23.415	21.353	1:05.590	116
<b>No.12 GARROW Conrad</b>						<b>No.28 ABELA Daniel</b>						<b>No.47 MINCIUNA David</b>					
1	21.672	24.973	21.516	1:08.161	122	1	21.536	24.020	21.485	1:07.041	121	1	22.467	25.663	21.742	1:09.872	121
2	21.416	24.164	21.660	1:07.240	117	2	21.491	24.007	21.536	1:07.034	119	2	21.274	23.569	21.545	1:06.388	118
3	21.092	23.280	21.170	1:05.542	120	3	20.869	23.347	21.162	1:05.378	117	3	20.899	23.324	21.152	1:05.375	122
4	21.234	23.544	21.088	1:05.866	121	4	20.834	23.239	21.282	1:05.355	117	4	20.595	23.180	21.485	1:05.260	122
5	20.916	23.186	21.123	1:05.225	122	5	20.898	23.230	21.210	1:05.338	117	<b>No.55 YUILL Max</b>					
<b>No.14 LEHMANN Elias</b>						<b>No.33 SABIROV Amir</b>						<b>No.61 PINTO Bernardo</b>					
1	21.491	23.802	21.567	1:06.860	117	1	22.641	25.285	22.374	1:10.300	120	1	21.278	23.788	21.421	1:06.487	118
2	20.907	23.264	21.370	1:05.541	118	2	21.241	23.776	21.520	1:06.537	119	2	20.889	23.444	21.169	1:05.502	121
3	20.732	23.128	21.191	1:05.051	120	3	20.766	23.383	21.353	1:05.502	119	3	20.890	23.242	21.042	1:05.174	122
4	20.612	22.986	21.154	1:04.752	122	4	20.613	23.164	21.375	1:05.152	119	4	20.589	23.495	21.040	1:05.124	123
<b>No.16 PURCELL Evan</b>						<b>No.34 HAGELEN Devon</b>						<b>No.63 GOFF Lewis</b>					
1	21.294	23.582	21.277	1:06.153	119	1	20.924	23.862	21.259	1:06.045	122	1	21.146	24.168	21.307	1:06.621	122
2	20.634	23.177	20.972	1:04.783	120	2	20.607	23.256	22.422	1:06.285	123	2	21.088	23.237	21.309	1:05.634	121
3	20.455	22.890	20.946	1:04.291	122	3	20.687	23.025	20.917	1:04.629	121	3	20.677	23.177	21.075	1:04.929	117
4	20.469	22.905	20.853	1:04.227	123	4	20.543	23.045	21.038	1:04.626	122	4	20.940	22.956	21.007	1:04.903	122
<b>No.18 GALIMBERTI Andrea</b>						<b>No.36 KRASAUSKAS Elvis</b>						<b>No.64 LANDSTRÖM Jonathan</b>					
1	21.491	24.127	21.784	1:07.402	117	1	21.697	23.775	21.348	1:06.820	119	1	21.683	23.896	21.519	1:07.098	121
2	21.207	23.474	21.398	1:06.079	119	2	20.802	23.215	21.022	1:05.039	120	2	20.877	23.313	21.239	1:05.429	121
3	20.726	23.280	21.353	1:05.359	120	3	20.546	23.352	21.060	1:04.958	119	3	20.784	23.126	21.117	1:05.027	118
4	20.713	23.136	21.326	1:05.175	119	4	20.533	22.951	20.955	1:04.439	122	4	20.627	22.942	21.027	1:04.596	118
<b>No.19 NÖLKEN Noah</b>						<b>No.41 DE RAEDEMAEKER Stig</b>						<b>No.65 JERCAN Ioan Tudor</b>					
1	21.311	23.721	21.371	1:06.403	116	1	21.490	23.707	21.214	1:06.411	125	1	21.568	23.826	21.444	1:06.838	116
2	20.983	23.476	21.307	1:05.766	116	2	20.704	23.310	22.173	1:06.187	91	2	20.896	23.271	21.143	1:05.310	117
3	20.946	23.410	21.409	1:05.765	116	3	21.501	23.045	20.971	1:05.517	122						
4	20.945	23.378	21.423	1:05.746	116	4	20.419	22.977	20.891	1:04.287	124						
5	20.999	23.463	21.413	1:05.875	117												
<b>No.20 PALM Hubertus</b>																	
1	21.631	24.067	21.659	1:07.357	115												
2	21.746	24.211	21.902	1:07.859	123												

Timekeeper  Race Director 



## X30 JUNIOR

### Qualifying Practice Group 2 (QP2) Analysis

For information purposes. No official / regulatory value

Laps	Sector 1	Sector 2	Sector 3	Lap Time	Spd
3	20.721	23.152	21.110	1:04.983	117
4	20.696	23.092	21.125	1:04.913	117
5	20.641	23.036	21.194	1:04.871	116

**No.71 FAHRUDDIN Zariéf Rayqal**

1	21.575	23.873	21.647	1:07.095	115
2	21.047	23.482	21.311	1:05.840	120
3	20.777	23.271	21.344	1:05.392	120
4	20.803	23.587	21.368	1:05.758	121
5	20.593	23.212	21.200	1:05.005	122

**No.80 MOHR Moritz**

1	21.332	23.693	21.539	1:06.564	121
2	20.865	23.387	21.398	1:05.650	120
3	21.034	23.342	21.327	1:05.703	117
4	20.862	23.255	21.583	1:05.700	118

**No.83 BARRY-BERG Marie**

1	21.332	23.647	21.342	1:06.321	117
2	20.940	23.361	21.112	1:05.413	119
3	20.736	23.134	21.132	1:05.002	119
4	20.732	23.176	21.212	1:05.120	117

**No.89 OLIVER SANCHEZ Daniel**

1	21.061	23.689	25.898	1:10.648	106
2	21.135	23.399	21.101	1:05.635	122
3	20.625	23.172	21.081	1:04.878	122
4	20.619	23.069	21.002	1:04.690	123

**No.90 KOLARI Uuno**

1	21.835	23.822	21.655	1:07.312	116
2	21.220	23.847	21.334	1:06.401	121
3	22.081	23.657	21.330	1:07.068	119
4	20.854	23.231	21.218	1:05.303	118

**No.97 SAKALA Otto**

1	21.369	23.794	21.652	1:06.815	122
2	20.809	23.136	21.375	1:05.320	120
3	21.411	23.223	20.854	1:05.488	123
4	20.336	23.028	20.978	1:04.342	123

**No.98 PATEL Maayan**

1	21.228	23.835	21.900	1:06.963	121
2	20.899	23.320	21.430	1:05.649	118
3	20.757	23.368	21.351	1:05.476	118
4	20.673	23.105	21.189	1:04.967	119

**No.99 ENGLISH Jamie**

1	21.594	24.106	21.596	1:07.296	122
2	21.401	23.660	21.579	1:06.640	116
3	21.115	23.508	21.490	1:06.113	115
4	21.116	24.850	21.552	1:07.518	118
5	20.915	23.460	21.466	1:05.841	117

**No.101 ALANKO Kimi**

1	22.212	24.224	21.607	1:08.043	117
2	21.393	23.672	21.441	1:06.506	117
3	21.112	23.376	21.255	1:05.743	118
4	20.816	23.183	21.206	1:05.205	117

**No.104 REIJS Felipe**

1	21.900	23.892	21.483	1:07.275	118
2	20.845	23.229	21.240	1:05.314	118
3	20.666	23.110	21.178	1:04.954	118
4	20.600	22.977	21.095	1:04.672	119

**No.130 WOODWARD Ethan**

1	22.304	24.058	21.585	1:07.947	121
2	21.316	24.021	21.681	1:07.018	114
3	22.073	23.291	21.071	1:06.435	123
4	20.545	23.486	21.149	1:05.180	120
5	20.679	23.197	21.138	1:05.014	122

Timekeeper 

Race Director 

Rnk	No.	Competitor	Driver	D. Nat	Equipment	Sector 1	Sector 2	Sector 3	Time	Gap	Laps
1	42	MDC RACING	MOTA MOTA Daniel		KR	20.468	22.926	20.888	<b>1:04.282</b>		4
2	78	VICTORYLANE KARTING	CRAIGIE Kenzo		KR	20.600	22.945	20.960	<b>1:04.505</b>	0.223	4
3	199	RSD RACING	DE DONCKER Arthur		KOSMIC	20.518	23.007	21.015	<b>1:04.540</b>	0.258	4
4	81	VICTORYLANE KARTING	MALIK Nilas		KR	20.571	23.033	20.940	<b>1:04.544</b>	0.262	4
5	79	AUTO CLUB RC2 VALLÈS	RANA Yug		OTK	20.442	23.085	21.074	<b>1:04.601</b>	0.319	5
6	52	FALCON RACING TEAM	VAN LEEUWEN Quinten		FALCON	20.524	23.058	21.024	<b>1:04.606</b>	0.324	5
7	91	DREAM RACING	BONHOMME Lucas		KOSMIC	20.576	23.009	21.034	<b>1:04.619</b>	0.337	4
8	27	BIREL ART RACING	DA SILVA Gustavo		BIREL ART RACING	20.609	23.053	20.978	<b>1:04.640</b>	0.358	5
9	70	AUTO CLUB RC2 VALLES	PIÑERA RUSIÑOL Roc		OTK	20.607	22.978	21.067	<b>1:04.652</b>	0.370	5
10	31	CROC PROMOTION	ISLIN Lewis		CROC	20.516	23.115	21.043	<b>1:04.674</b>	0.392	4
11	10	SPIRIT-KARTING.CH	ALLEMANN Dan		LN	20.518	23.063	21.112	<b>1:04.693</b>	0.411	4
12	73	AUTO CLUB RC2 VALLÈS	REDONDO DE BLAS Carolina		OTK	20.491	23.176	21.034	<b>1:04.701</b>	0.419	5
13	96	FALCON	VAN SCHEIJNDEL Bink		FALCON	20.609	23.000	21.105	<b>1:04.714</b>	0.432	5
14	35	BIREL ART RACING	LINES Finlay		BIREL ART	20.547	23.135	21.054	<b>1:04.736</b>	0.454	4
15	60	EB-SPORTPROMOTION	BERND Emilio		KART REPUBLIC	20.558	23.063	21.127	<b>1:04.748</b>	0.466	5
16	127	CROC PROMOTION	MULDER Juste		CROC PROMOTION	20.653	23.029	21.098	<b>1:04.780</b>	0.498	4
17	58	ECK MOTORSPORT	MARTINEZ Raul Luis		OTK TONYKART	20.780	23.063	20.972	<b>1:04.815</b>	0.533	4
18	66	ZANCHI MOTORSPORT	KARAGIANNIS Nikolaos		TONYKART	20.518	23.075	21.250	<b>1:04.843</b>	0.561	5
19	93	MEN	KREEFT Didier		KR	20.674	23.092	21.089	<b>1:04.855</b>	0.573	4
20	25	AD MOTORSPORT	GRABKO Deven		ENERGY CORSE	20.648	23.113	21.101	<b>1:04.862</b>	0.580	5
21	86	DREAM RACING	PRUDENT Maxime		KOSMIC	20.599	23.139	21.141	<b>1:04.879</b>	0.597	4
22	51	BRENNAN TECH	MC LOUGHLIN Jack		TONY KART	20.617	23.196	21.098	<b>1:04.911</b>	0.629	4
23	74	TALVAR RACING	KARI Mikael		TONY KART	20.689	23.107	21.145	<b>1:04.941</b>	0.659	4
24	131	Barbier Racing	EL BOUZAKHI Mohamed		TBC	20.773	23.098	21.097	<b>1:04.968</b>	0.686	5
25	85	SIM-ON	ERBERSDOBLER Lias		KOSMIC	20.685	23.162	21.167	<b>1:05.014</b>	0.732	4
26	50	KR MOTORSPORT SRL	LOPES Afonso		KART REPUBLIC	20.698	23.202	21.125	<b>1:05.025</b>	0.743	5
27	102	ZANCHI MOTORSPORT	KAMAL Rafael		TONY KART	20.741	23.135	21.150	<b>1:05.026</b>	0.744	5
28	11	MDL MOTORSPORT	HOLMES Adam		LN OTK	20.774	23.005	21.283	<b>1:05.062</b>	0.780	4
29	40	DREAM RACING	ANJAIMAN Janna		KOSMIC	20.760	23.160	21.183	<b>1:05.103</b>	0.821	4
30	72	Bruno Macedo	MACEDO Antonio		KR	20.797	23.204	21.190	<b>1:05.191</b>	0.909	4
31	76	FUSION MOTORSPORT	HARTE Makayla		KART REPUBLIC	20.700	23.373	21.156	<b>1:05.229</b>	0.947	5
32	77	PANTANO RACING TEAM	PETR Sarkisyan		PANTANO	20.786	23.286	21.253	<b>1:05.325</b>	1.043	5
33	88	VDK RACING	HERMAN Gilles		KR	20.719	23.384	21.312	<b>1:05.415</b>	1.133	4
34	56	VDK RACING	FAYE LUND Christian		KR	20.828	23.300	21.290	<b>1:05.418</b>	1.136	5
35	68	FALCON RACING TEAM	RIS Yves		FALCON	20.685	23.409	21.537	<b>1:05.631</b>	1.349	5

Start Time : 26/11 - 14:50:00

Best lap : No.42 MOTA MOTA Daniel

1:04.282

95.15 kph

Weather : Scattered cloud Air : 13°C Track : Dry

Timekeeper Race Director

IAME Warrior Final 2024: Zuera (ESP) 26/11 - 06/12/2024

Page 1 / 1

IAME Karting

Apex Timing GoRacing

## X30 JUNIOR

### Qualifying Practice Group 1 (QP1)

For information purposes. No official / regulatory value

### Best Sectors Analysis

S1			S2			S3			Ideal Lap Times						
Rnk	No.	Time	Rnk	No.	Time	Rnk	No.	Time	Rnk	No.	Driver	D. Nat	Ideal Lap	Best Lap	Diff.
1	10	20.408	1	42	22.926	1	42	20.888	1	42	MOTA MOTA Daniel		1:04.282	1:04.282	
2	79	20.442	2	78	22.945	2	81	20.940	2	78	CRAIGIE Kenzo		1:04.505	1:04.505	
3	42	20.468	3	70	22.978	3	86	20.943	3	199	DE DONCKER Arthur		1:04.540	1:04.540	
4	73	20.491	4	127	22.995	4	78	20.960	4	81	MALIK Nilas		1:04.544	1:04.544	
5	31	20.516	5	96	23.000	5	58	20.972	5	52	VAN LEEUWEN Quinten		1:04.563	1:04.606	0.043
6	199	20.518	6	11	23.005	6	27	20.978	6	10	ALLEMANN Dan		1:04.568	1:04.693	0.125
6	66	20.518	7	199	23.007	7	31	21.014	7	79	RANA Yug		1:04.601	1:04.601	
8	52	20.524	8	91	23.009	8	199	21.015	8	27	DA SILVA Gustavo		1:04.606	1:04.640	0.034
9	35	20.547	9	52	23.015	9	52	21.024	9	91	BONHOMME Lucas		1:04.616	1:04.619	0.003
10	60	20.558	10	27	23.019	10	73	21.028	10	70	PIÑERA RUSIÑOL Roc		1:04.625	1:04.652	0.027
11	81	20.571	11	81	23.033	11	91	21.031	11	31	ISLIN Lewis		1:04.645	1:04.674	0.029
12	91	20.576	12	10	23.054	12	70	21.040	12	86	PRUDENT Maxime		1:04.681	1:04.879	0.198
13	86	20.599	13	60	23.063	13	50	21.044	13	60	BERND Emilio		1:04.689	1:04.748	0.059
14	78	20.600	13	58	23.063	14	35	21.054	14	73	REDONDO DE BLAS Carolina		1:04.695	1:04.701	0.006
15	70	20.607	15	131	23.073	15	60	21.068	15	58	MARTINEZ Raul Luis		1:04.705	1:04.815	0.110
15	51	20.607	16	66	23.075	16	79	21.074	16	127	MULDER Juste		1:04.713	1:04.780	0.067
17	96	20.609	17	79	23.085	17	93	21.075	17	96	VAN SCHEIJNDEL Bink		1:04.714	1:04.714	
17	27	20.609	18	93	23.092	18	131	21.097	18	35	LINES Finlay		1:04.736	1:04.736	
19	127	20.620	19	74	23.107	19	127	21.098	19	66	KARAGIANNIS Nikolaos		1:04.786	1:04.843	0.057
20	25	20.648	20	25	23.113	19	51	21.098	20	51	MC LOUGHLIN Jack		1:04.835	1:04.911	0.076
21	131	20.670	21	31	23.115	21	25	21.101	21	131	EL BOUZAKHI Mohamed		1:04.840	1:04.968	0.128
21	58	20.670	22	51	23.130	22	96	21.105	22	93	KREEFT Didier		1:04.841	1:04.855	0.014
23	93	20.674	23	102	23.135	23	10	21.106	23	25	GRABKO Deven		1:04.862	1:04.862	
24	11	20.682	23	35	23.135	24	74	21.145	24	74	KARI Mikael		1:04.941	1:04.941	
25	85	20.685	25	86	23.139	25	102	21.150	25	50	LOPES Afonso		1:04.944	1:05.025	0.081
25	68	20.685	26	40	23.160	26	76	21.156	26	11	HOLMES Adam		1:04.970	1:05.062	0.092
27	74	20.689	27	85	23.162	27	85	21.167	27	102	KAMAL Rafael		1:04.985	1:05.026	0.041
28	50	20.698	28	73	23.176	28	40	21.183	28	85	ERBERSDOBLER Lias		1:05.014	1:05.014	
29	102	20.700	29	50	23.202	29	88	21.190	29	40	ANJAIMAN Janna		1:05.103	1:05.103	
29	76	20.700	30	72	23.204	29	72	21.190	30	72	MACEDO Antonio		1:05.191	1:05.191	
31	88	20.719	31	77	23.286	31	66	21.193	31	76	HARTE Makayla		1:05.222	1:05.229	0.007
32	40	20.760	32	56	23.300	32	77	21.253	32	88	HERMAN Gilles		1:05.293	1:05.415	0.122
33	77	20.786	33	76	23.366	33	11	21.283	33	77	PETR Sarkisyan		1:05.325	1:05.325	
34	72	20.797	34	88	23.384	34	56	21.290	34	56	FAYE LUND Christian		1:05.402	1:05.418	0.016
35	56	20.812	35	68	23.403	35	68	21.489	35	68	RIS Yves		1:05.577	1:05.631	0.054

Timekeeper

Race Director

IAME Warrior Final 2024: Zuera (ESP) 26/11 - 06/12/2024

## X30 JUNIOR

### Qualifying Practice Group 1 (QP1) Analysis

For information purposes. No official / regulatory value

Laps	Sector 1	Sector 2	Sector 3	Lap Time	Spd	Laps	Sector 1	Sector 2	Sector 3	Lap Time	Spd	Laps	Sector 1	Sector 2	Sector 3	Lap Time	Spd
<b>No.10 ALLEMANN Dan</b>						3	20.668	23.025	21.008	1:04.701	123	4	20.729	23.141	21.193	1:05.063	119
1	21.334	23.610	21.120	1:06.064	122	4	20.468	22.926	20.888	1:04.282	123	5	20.710	23.093	21.199	1:05.002	119
2	20.408	23.230	21.779	1:05.417	120	<b>No.50 LOPES Afonso</b>						<b>No.68 RIS Yves</b>					
3	20.858	23.054	21.106	1:05.018	119	1	22.049	24.042	21.552	1:07.643	118	1	21.345	23.773	21.662	1:06.780	119
4	20.518	23.063	21.112	1:04.693	118	2	20.892	23.381	21.271	1:05.544	118	2	20.955	23.403	21.489	1:05.847	122
<b>No.11 HOLMES Adam</b>						3	20.770	23.202	21.130	1:05.102	119	3	20.685	23.409	21.537	1:05.631	117
1	21.194	23.447	21.317	1:05.958	119	4	20.711	23.275	21.044	1:05.030	123	4	20.985	23.541	21.513	1:06.039	116
2	20.682	30.412	22.610	1:13.704	118	5	20.698	23.202	21.125	1:05.025	119	5	20.931	23.465	21.509	1:05.905	115
3	21.057	23.927	21.387	1:06.371	122	<b>No.51 MC LOUGHLIN Jack</b>						<b>No.70 PIÑERA RUSIÑOL Roc</b>					
4	20.774	23.005	21.283	1:05.062	119	1	22.033	23.834	21.376	1:07.243	117	1	21.266	23.547	21.296	1:06.109	118
<b>No.25 GRABKO Deven</b>						2	20.894	23.318	21.228	1:05.440	120	2	20.901	23.128	21.096	1:05.125	118
1	21.896	23.990	21.571	1:07.457	117	3	20.617	23.196	21.098	1:04.911	120	3	20.607	22.978	21.067	1:04.652	118
2	20.994	23.413	21.258	1:05.665	117	4	20.607	23.130	21.271	1:05.008	121	4	20.668	23.059	21.040	1:04.767	118
3	20.767	23.185	21.228	1:05.180	118	<b>No.52 VAN LEEUWEN Quinten</b>						5	20.774	23.020	21.048	1:04.842	119
4	20.653	23.164	21.222	1:05.039	118	1	21.194	23.466	21.382	1:06.042	116	<b>No.72 MACEDO Antonio</b>					
5	20.648	23.113	21.101	1:04.862	118	2	20.917	23.175	21.277	1:05.369	116	1	21.962	23.792	21.456	1:07.210	114
<b>No.27 DA SILVA Gustavo</b>						3	22.345	23.015	21.131	1:06.491	120	2	20.903	23.725	21.785	1:06.413	121
1	21.288	23.751	21.714	1:06.753	121	4	20.524	23.058	21.024	1:04.606	123	3	21.215	23.854	21.474	1:06.543	124
2	20.798	23.269	21.128	1:05.195	121	5	20.668	23.041	21.030	1:04.739	122	4	20.797	23.204	21.190	1:05.191	120
3	20.609	23.053	20.978	1:04.640	122	<b>No.56 FAYE LUND Christian</b>						<b>No.73 REDONDO DE BLAS Carolina</b>					
4	20.647	23.062	21.100	1:04.809	118	1	22.409	24.276	21.559	1:08.244	119	1	21.524	23.869	21.722	1:07.115	123
5	20.897	23.019	21.123	1:05.039	116	2	21.137	23.630	21.393	1:06.160	118	2	20.802	23.254	21.028	1:05.084	124
<b>No.31 ISLIN Lewis</b>						3	20.812	23.328	21.347	1:05.487	118	3	20.524	23.193	21.167	1:04.884	123
1	20.967	23.331	21.077	1:05.375	121	4	20.828	23.300	21.290	1:05.418	117	4	20.491	23.176	21.034	1:04.701	122
2	20.516	23.115	21.043	1:04.674	122	5	20.895	23.421	21.409	1:05.725	117	5	20.860	23.457	21.360	1:05.677	122
3	20.955	24.352	21.014	1:06.321	121	<b>No.58 MARTINEZ Raul Luis</b>						<b>No.74 KARI Mikael</b>					
4	20.672	23.128	21.136	1:04.936	118	1	22.072	23.575	21.045	1:06.692	121	1	21.231	23.615	21.445	1:06.291	117
<b>No.35 LINES Finlay</b>						2	20.670	24.542	21.515	1:06.727	124	2	21.015	24.937	21.351	1:07.303	117
1	21.588	23.775	21.184	1:06.547	120	3	21.229	23.341	21.128	1:05.698	122	3	20.847	23.266	21.160	1:05.273	120
2	20.854	23.596	21.493	1:05.943	124	4	20.780	23.063	20.972	1:04.815	121	4	20.689	23.107	21.145	1:04.941	120
3	21.214	23.394	21.054	1:05.662	121	<b>No.60 BERND Emilio</b>						<b>No.76 HARTE Makayla</b>					
4	20.547	23.135	21.054	1:04.736	120	1	21.214	23.675	21.540	1:06.429	118	1	21.879	24.100	21.833	1:07.812	117
<b>No.40 ANJAIMAN Janna</b>						2	20.627	23.256	21.206	1:05.089	117	2	21.095	23.761	21.702	1:06.558	117
1	22.241	23.695	21.336	1:07.272	121	3	20.558	23.063	21.127	1:04.748	122	3	21.035	23.501	21.594	1:06.130	120
2	22.529	24.187	22.748	1:09.464	121	4	20.782	23.157	21.068	1:05.007	121	4	20.700	23.373	21.156	1:05.229	121
3	21.258	23.524	21.301	1:06.083	121	5	21.096	23.458	21.279	1:05.833	117	5	20.870	23.366	21.224	1:05.460	120
4	20.760	23.160	21.183	1:05.103	121	<b>No.66 KARAGIANNIS Nikolaos</b>						<b>No.77 PETR Sarkisyan</b>					
<b>No.42 MOTA MOTA Daniel</b>						1	21.188	23.741	21.436	1:06.365	120	1	21.384	24.000	21.539	1:06.923	119
1	21.991	23.635	21.185	1:06.811	123	2	20.681	23.317	21.315	1:05.313	122	2	20.913	23.712	21.400	1:06.025	119
2	21.106	23.322	21.109	1:05.537	120	3	20.518	23.075	21.250	1:04.843	118	3	20.855	23.349	21.333	1:05.537	118

Timekeeper Race Director



# X30 JUNIOR

## Qualifying Practice Group 1 (QP1) Analysis

For information purposes. No official / regulatory value

Laps	Sector 1	Sector 2	Sector 3	Lap Time	Spd
4	<b>20.786</b>	<b>23.286</b>	<b>21.253</b>	<b>1:05.325</b>	119
5	20.838	23.491	21.366	1:05.695	118

### No.78 CRAIGIE Kenzo

1	<b>22.071</b>	<b>23.567</b>	<b>21.138</b>	<b>1:06.776</b>	120
2	<b>20.647</b>	24.423	21.543	<b>1:06.613</b>	<b>124</b>
3	20.964	<b>23.302</b>	21.190	<b>1:05.456</b>	120
4	<b>20.600</b>	<b>22.945</b>	<b>20.960</b>	<b>1:04.505</b>	119

### No.79 RANA Yug

1	<b>21.429</b>	<b>23.739</b>	<b>21.571</b>	<b>1:06.739</b>	123
2	<b>20.663</b>	<b>23.186</b>	<b>21.235</b>	<b>1:05.084</b>	<b>123</b>
3	<b>20.481</b>	23.192	<b>21.204</b>	<b>1:04.877</b>	119
4	<b>20.442</b>	<b>23.085</b>	<b>21.074</b>	<b>1:04.601</b>	122
5	20.856	23.773	21.266	1:05.895	122

### No.81 MALIK Nilas

1	<b>23.321</b>	<b>23.743</b>	<b>21.246</b>	<b>1:08.310</b>	120
2	<b>21.313</b>	24.025	21.818	<b>1:07.156</b>	117
3	21.742	<b>23.524</b>	21.399	<b>1:06.665</b>	<b>123</b>
4	<b>20.571</b>	<b>23.033</b>	<b>20.940</b>	<b>1:04.544</b>	121

### No.85 ERBERSDOBLER Lias

1	<b>21.438</b>	<b>23.540</b>	<b>21.446</b>	<b>1:06.424</b>	116
2	21.628	<b>23.527</b>	<b>21.286</b>	1:06.441	119
3	<b>20.685</b>	<b>23.162</b>	<b>21.167</b>	<b>1:05.014</b>	119
4	20.868	23.180	21.208	1:05.256	<b>120</b>

### No.86 PRUDENT Maxime

1	<b>20.894</b>	<b>23.278</b>	<b>21.100</b>	<b>1:05.272</b>	119
2	<b>20.599</b>	<b>23.139</b>	21.141	<b>1:04.879</b>	118
3	21.397	23.669	<b>21.082</b>	1:06.148	118
4	21.134	23.176	<b>20.943</b>	1:05.253	<b>123</b>

### No.88 HERMAN Gilles

1	<b>22.465</b>	<b>23.624</b>	<b>21.190</b>	<b>1:07.279</b>	121
2	<b>20.719</b>	<b>23.384</b>	21.312	<b>1:05.415</b>	<b>124</b>
3	21.848	24.155	21.462	1:07.465	118
4	20.994	24.013	21.454	1:06.461	117

### No.91 BONHOMME Lucas

1	<b>21.752</b>	<b>23.520</b>	<b>21.335</b>	<b>1:06.607</b>	<b>118</b>
2	<b>20.944</b>	<b>23.420</b>	<b>21.217</b>	<b>1:05.581</b>	117
3	<b>20.632</b>	<b>23.036</b>	<b>21.031</b>	<b>1:04.699</b>	117
4	<b>20.576</b>	<b>23.009</b>	21.034	<b>1:04.619</b>	117

### No.93 KREEFT Didier

1	<b>22.072</b>	<b>23.802</b>	<b>21.420</b>	<b>1:07.294</b>	120
---	---------------	---------------	---------------	-----------------	-----

Laps	Sector 1	Sector 2	Sector 3	Lap Time	Spd
2	<b>21.196</b>	<b>23.332</b>	<b>21.075</b>	<b>1:05.603</b>	<b>123</b>
3	<b>20.827</b>	<b>23.277</b>	21.114	<b>1:05.218</b>	120

### No.96 VAN SCHEIJNDEL Bink

1	<b>21.135</b>	<b>23.685</b>	<b>21.715</b>	<b>1:06.535</b>	122
2	<b>20.788</b>	<b>23.382</b>	<b>21.142</b>	<b>1:05.312</b>	119
3	21.110	<b>23.127</b>	21.194	1:05.431	118
4	<b>20.609</b>	<b>23.000</b>	<b>21.105</b>	<b>1:04.714</b>	<b>123</b>
5	20.838	23.493	21.312	1:05.643	116

### No.102 KAMAL Rafael

1	<b>21.465</b>	<b>23.987</b>	<b>21.536</b>	<b>1:06.988</b>	117
2	<b>20.899</b>	<b>23.272</b>	<b>21.294</b>	<b>1:05.465</b>	<b>118</b>
3	<b>20.700</b>	<b>23.260</b>	<b>21.254</b>	<b>1:05.214</b>	117
4	20.780	<b>23.207</b>	<b>21.231</b>	<b>1:05.218</b>	118
5	20.741	<b>23.135</b>	<b>21.150</b>	<b>1:05.026</b>	118

### No.127 MULDER Juste

1	<b>21.111</b>	<b>23.470</b>	<b>21.231</b>	<b>1:05.812</b>	117
2	<b>20.734</b>	<b>23.166</b>	<b>21.156</b>	<b>1:05.056</b>	<b>117</b>
3	<b>20.653</b>	<b>23.029</b>	<b>21.098</b>	<b>1:04.780</b>	117
4	<b>20.620</b>	<b>22.995</b>	21.185	1:04.800	117

### No.131 EL BOUZAKHI Mohamed

1	<b>21.109</b>	<b>23.432</b>	<b>21.543</b>	<b>1:06.084</b>	118
2	<b>20.670</b>	<b>23.197</b>	<b>21.175</b>	<b>1:05.042</b>	119
3	20.791	<b>23.163</b>	21.315	1:05.269	117
4	20.773	<b>23.098</b>	<b>21.097</b>	<b>1:04.968</b>	<b>122</b>
5	20.786	<b>23.073</b>	21.128	1:04.987	121

### No.199 DE DONCKER Arthur

1	<b>22.084</b>	<b>23.642</b>	<b>21.310</b>	<b>1:07.036</b>	119
2	<b>21.053</b>	<b>23.415</b>	<b>21.184</b>	<b>1:05.652</b>	119
3	<b>20.624</b>	<b>23.136</b>	<b>21.090</b>	<b>1:04.850</b>	119
4	<b>20.518</b>	<b>23.007</b>	<b>21.015</b>	<b>1:04.540</b>	<b>120</b>

Timekeeper

Race Director



No.	Competitor	Driver	D. Nat	Equipment
1	FUSION MOTORSPORT	MACKIE Harrison		KART REPUBLIC
2	JAMIE GREEN RACING	GREEN Zac		KART REPUBLIC
3	MICK BARRETT RACING	BUCKLEY Tadgh		GILLARD
4	FUSION MOTORSPORT	CRANHAM Riley		KART REPUBLIC
5	FUSION MOTORSPORT	MAÑACH KLISOWSKI Benjamin		KART REPUBLIC
9	ZANCHI MOTORSPORT	NIKISHOV Nikita		OTK
10	SPIRIT-KARTING.CH	ALLEMANN Dan		LN
11	MDL MOTORSPORT	HOLMES Adam		LN OTK
12	ECK MOTORSPORT	GARROW Conrad		TONYKART
14	SPIRIT-KARTING.CH	LEHMANN Elias		LN
15	MICK BARRETT RACING	EDGAR Jorge		GILLARD
16	VDK	PURCELL Evan		KR
17	VICTORY LANE	REILLY Scott		KART REPUBLIC
18	PANTANO RACING TEAM	GALIMBERTI Andrea		PANTANO
19	DUTT MOTORSPORT BY FENSTER.COM	NÖLKEN Noah		TONY
20	FALCON RACING TEAM	PALM Hubertus		FALCON
21	VDK	RODRIGUES Jan		ALONSO KART
22	MDC RACING	BROASCA Javier		KR
23	RSD RACING	SENNA Meunier		LN
24	MDL MOTORSPORT	BACHLER Jacob		KART REPUBLIC
25	AD MOTORSPORT	GRABKO Deven		ENERGY CORSE
26	LKM RACING	GENOLET Alexis		DAP
27	BIREL ART RACING	DA SILVA Gustavo		BIREL ART RACING
28	ZANCHI MOTORSPORT	ABELA Daniel		TONYKART
29	AXION RACING	MARTINEZ Alex		KR
30	MDC RACING TEAM	GALE Toby		KR
31	CROC PROMOTION	ISLIN Lewis		CROC
32	MICK BARRETT RACING	SHARP Aston		GILLARD
33	MDC RACING TEAM	SABIROV Amir		KR
34	Scuderia Hagelen	HAGELEN Devon		KOSMIC
35	BIREL ART RACING	LINES Finlay		BIREL ART
36	MOL RACING	KRASAUSKAS Elvis		TONY KART
37	PREMIUM KARTING	WING THUNG Katrina Ee		LANDO NORRIS
38	DREAM RACING	HIGGINS Kaiden		KOSMIC
39	MEGAKART DZ	SRYER AISSA Danyl		SODI
40	DREAM RACING	ANJAIMAN Janna		KOSMIC
41	FUSION MOTORSPORT	DE RAEDEMAEKER Stig		KOSMIC
42	MDC RACING	MOTA MOTA Daniel		KR
43	VICTORY LANE KARTING	CLANCY Conor		KR
44	BIREL ART RACING	GARCIA DIAZ Nicolas		BIREL ART RACING
45	KR MOTORSPORT SRL	TEIXEIRA Gabriela		KR
46	BMR	WOOLLEY Samuel		KR

Steward #1

Steward #2

Steward #3

No.	Competitor	Driver	D. Nat	Equipment
47	MOL RACING	MINCIUNA David		TONY KART
48	KALI KART BY JORGE PESCADOR	MIFSUD Dario Joey		KALI KART
49	FUSION MOTORSPORT	PERUZZI Leonidas		KR
50	KR MOTORSPORT SRL	LOPES Afonso		KART REPUBLIC
51	BRENNAN TECH	MC LOUGHLIN Jack		TONY KART
52	FALCON RACING TEAM	VAN LEEUWEN Quinten		FALCON
53	TEAM ASKELAND MOTORSPORT	ASKELAND Joachim		KART REPUBLIK
54	PAROLIN SPAIN	GJERDE Adrian		PAROLIN
55	MICK BARRETT RACING	YUILL Max		GILLARD
56	VDK RACING	FAYE LUND Christian		KR
57	BMR	OWEN Archie		KR
58	ECK MOTORSPORT	MARTINEZ Raul Luis		OTK TONYKART
59	DMS	KELLEHER Daniel		KR
60	EB-SPORTPROMOTION	BERND Emilio		KART REPUBLIC
61	READYTORACE	PINTO Bernardo		TONY KART
63	PREMIUM KARTING	GOFF Lewis		OTK
64	AD MOTORSPORT	LANDSTRÖM Jonathan		ENERGY
65	ZANCHI MOTORSPORT	JERCAN Ioan Tudor		TONY KART
66	ZANCHI MOTORSPORT	KARAGIANNIS Nikolaos		TONYKART
68	FALCON RACING TEAM	RIS Yves		FALCON
69	AD MOTORSPORT	OLERT Max		ENERGY CORSE
70	AUTO CLUB RC2 VALLES	PIÑERA RUSIÑOL Roc		OTK
71	DRM RACING TEAM	FAHRUDDIN Zariéf Rayqal		FALCON
72	Bruno Macedo	MACEDO Antonio		KR
73	AUTO CLUB RC2 VALLÈS	REDONDO DE BLAS Carolina		OTK
74	TALVAR RACING	KARI Mikael		TONY KART
75	AUTO CLUB RC2 VALLES	PIÑERA RUSIÑOL Aleix		OTK
76	FUSION MOTORSPORT	HARTE Makayla		KART REPUBLIC
77	PANTANO RACING TEAM	PETR Sarkisyan		PANTANO
78	VICTORYLANE KARTING	CRAIGIE Kenzo		KR
79	AUTO CLUB RC2 VALLÈS	RANA Yug		OTK
80	VDK	MOHR Moritz		KR
81	VICTORYLANE KARTING	MALIK Nilas		KR
83	VDK	BARRY-BERG Marie		KR
84	JJ RACING	DETROJA Jagrat		KR
85	SIM-ON	ERBERSDOBLER Lias		KOSMIC
86	DREAM RACING	PRUDENT Maxime		KOSMIC
87	TBKART RACING TEAM SRL	MELIS Matteo		TBKART
88	VDK RACING	HERMAN Gilles		KR
89	TBKART RACING TEAM SRL	OLIVER SANCHEZ Daniel		TBKART
90	FORCE RACING FINLAND	KOLARI Uuno		LN
91	DREAM RACING	BONHOMME Lucas		KOSMIC

Steward #1

Steward #2













Steward #3

IAME Warrior Final 2024: Zuera (ESP) 26/11 - 06/12/2024

Page 2 / 3

IAME Karting

Apex Timing GoRacing

No.	Competitor	Driver	D. Nat	Equipment
92	SG DRIVERS	GUYONNET Vivien		REDSPEED
93	MEN	KREEFT Didier		KR
95	ECK MOTORSPORT	VARGAS Gustavo		TONY KART
96	FALCON	VAN SCHEIJNDEL Bink		FALCON
97	FORCE RACING FINLAND	SAKALA Otto		LN
98	CROC PROMOTION	PATEL Maayan		CROC PROMOTION
99	BRENNAN TECH	ENGLISH Jamie		TONYKART
100	TBKART RACING TEAM SRL	PERUCCIO Matteo		TBKART
101	FORCE RACING FINLAND	ALANKO Kimi		KOSMIC
102	ZANCHI MOTORSPORT	KAMAL Rafael		TONY KART
103	DMS	JOHNSTON Evan		KR
104	FUSION	REIJS Felipe		KR
105	CLUBKALIKART	BAUTISTA DELICH Jose		KALIKART
106	FUSION MOTORSPORT	HELDER Jorn		OTK
127	CROC PROMOTION	MULDER Juste		CROC PROMOTION
128	GM FUEL	DEL PORTILLO HUMANES Jaime		CRG
129	VDK RACING	SILKUNAITE Vanessa		KR
130	BRIAN WOODWARD	WOODWARD Ethan		TBC
131	Barbier Racing	EL BOUZAKHI Mohamed		TBC
199	RSD RACING	DE DONCKER Arthur		KOSMIC

Steward #1



Steward #2



Steward #3



IAME Warrior Final 2024: Zuera (ESP) 26/11 - 06/12/2024

Page 3 / 3

IAME Karting

Apex Timing GoRacing 

## X30 JUNIOR Entry List (105 Drivers)

No.	Driver	D. Nat	Competitor	Equipment	Gender
1	MACKIE Harrison		FUSION MOTORSPORT	KART REPUBLIC	
2	GREEN Zac		JAMIE GREEN RACING	KART REPUBLIC	
3	BUCKLEY Tadgh		MICK BARRETT RACING	GILLARD	
4	CRANHAM Riley		FUSION MOTORSPORT	KART REPUBLIC	
5	MAÑACH KLISOWSKI Benjamin		FUSION MOTORSPORT	KART REPUBLIC	
9	NIKISHOV Nikita		ZANCHI MOTORSPORT	OTK	
10	ALLEMANN Dan		SPIRIT-KARTING.CH	LN	
11	HOLMES Adam		MDL MOTORSPORT	LN OTK	
12	GARROW Conrad		ECK MOTORSPORT	TONYKART	
14	LEHMANN Elias		SPIRIT-KARTING.CH	LN	
15	EDGAR Jorge		MICK BARRETT RACING	GILLARD	
16	PURCELL Evan		VDK	KR	
17	REILLY Scott		VICTORY LANE	KART REPUBLIC	
18	GALIMBERTI Andrea		PANTANO RACING TEAM	PANTANO	
19	NÖLKEN Noah		DUTT MOTORSPORT BY FENSTER.COM	TONY	
20	PALM Hubertus		FALCON RACING TEAM	FALCON	
21	RODRIGUES Jan		VDK	ALONSO KART	
22	BROASCA Javier		MDC RACING	KR	
23	SENNA Meunier		RSD RACING	LN	
24	BACHLER Jacob		MDL MOTORSPORT	KART REPUBLIC	
25	GRABKO Deven		AD MOTORSPORT	ENERGY CORSE	
26	GENOLET Alexis		LKM RACING	DAP	
27	DA SILVA Gustavo		BIREL ART RACING	BIREL ART RACING	
28	ABELA Daniel		ZANCHI MOTORSPORT	TONYKART	
29	MARTINEZ Alex		AXION RACING	KR	
30	GALE Toby		MDC RACING TEAM	KR	
31	ISLIN Lewis		CROC PROMOTION	CROC	
32	SHARP Aston		MICK BARRETT RACING	GILLARD	
33	SABIROV Amir		MDC RACING TEAM	KR	
34	HAGELEN Devon		Scuderia Hagelen	KOSMIC	
35	LINES Finlay		BIREL ART RACING	BIREL ART	
36	KRASAUSKAS Elvis		MOL RACING	TONY KART	
37	WING THUNG Katrina Ee		PREMIUM KARTING	LANDO NORRIS	
38	HIGGINS Kaiden		DREAM RACING	KOSMIC	
39	SRYER AISSA Danyl		MEGAKART DZ	SODI	
40	ANJAIMAN Janna		DREAM RACING	KOSMIC	
41	DE RAEDEMAEKER Stig		FUSION MOTORSPORT	KOSMIC	
42	MOTA MOTA Daniel		MDC RACING	KR	
43	CLANCY Conor		VICTORY LANE KARTING	KR	
44	GARCIA DIAZ Nicolas		BIREL ART RACING	BIREL ART RACING	
45	TEIXEIRA Gabriela		KR MOTORSPORT SRL	KR	
46	WOOLLEY Samuel		BMR	KR	

Timekeeper

Race Director

IAME Warrior Final 2024: Zuera (ESP) 26/11 - 06/12/2024

Page 1 / 3

IAME Karting

Apex Timing GoRacing

## X30 JUNIOR Entry List (105 Drivers)

No.	Driver	D. Nat	Competitor	Equipment	Gender
47	MINCIUNA David		MOL RACING	TONY KART	
48	MIFSUD Dario Joey		KALI KART BY JORGE PESCADOR	KALI KART	
49	PERUZZI Leonidas		FUSION MOTORSPORT	KR	
50	LOPES Afonso		KR MOTORSPORT SRL	KART REPUBLIC	
51	MC LOUGHLIN Jack		BRENNAN TECH	TONY KART	
52	VAN LEEUWEN Quinten		FALCON RACING TEAM	FALCON	
53	ASKELAND Joachim		TEAM ASKELAND MOTORSPORT	KART REPUBLIK	
54	GJERDE Adrian		PAROLIN SPAIN	PAROLIN	
55	YUILL Max		MICK BARRETT RACING	GILLARD	
56	FAYE LUND Christian		VDK RACING	KR	
57	OWEN Archie		BMR	KR	
58	MARTINEZ Raul Luis		ECK MOTORSPORT	OTK TONYKART	
59	KELLEHER Daniel		DMS	KR	
60	BERND Emilio		EB-SPORTPROMOTION	KART REPUBLIC	
61	PINTO Bernardo		READYTORACE	TONY KART	
62	KARAGATSLI Rebecca	TBC	TBC	TBC	
63	GOFF Lewis		PREMIUM KARTING	OTK	
64	LANDSTRÖM Jonathan		AD MOTORSPORT	ENERGY	
65	JERCAN Ioan Tudor		ZANCHI MOTORSPORT	TONY KART	
66	KARAGIANNIS Nikolaos		ZANCHI MOTORSPORT	TONYKART	
68	RIS Yves		FALCON RACING TEAM	FALCON	
69	OLERT Max		AD MOTORSPORT	ENERGY CORSE	
70	PIÑERA RUSIÑOL Roc		AUTO CLUB RC2 VALLES	OTK	
71	FAHRUDDIN Zariief Rayqal		DRM RACING TEAM	FALCON	
72	MACEDO Antonio		Bruno Macedo	KR	
73	REDONDO DE BLAS Carolina		AUTO CLUB RC2 VALLÈS	OTK	
74	KARI Mikael		TALVAR RACING	TONY KART	
75	PIÑERA RUSIÑOL Aleix		AUTO CLUB RC2 VALLES	OTK	
76	HARTE Makayla		FUSION MOTORSPORT	KART REPUBLIC	
77	PETR Sarkisyan		PANTANO RACING TEAM	PANTANO	
78	CRAIGIE Kenzo		VICTORYLANE KARTING	KR	
79	RANA Yug		AUTO CLUB RC2 VALLÈS	OTK	
80	MOHR Moritz		VDK	KR	
81	MALIK Nilas		VICTORYLANE KARTING	KR	
83	BARRY-BERG Marie		VDK	KR	
84	DETROJA Jagrat		JJ RACING	KR	
85	ERBERSDOBLER Lias		SIM-ON	KOSMIC	
86	PRUDENT Maxime		DREAM RACING	KOSMIC	
87	MELIS Matteo		TBKART RACING TEAM SRL	TBKART	
88	HERMAN Gilles		VDK RACING	KR	
89	OLIVER SANCHEZ Daniel		TBKART RACING TEAM SRL	TBKART	
90	KOLARI Uuno		FORCE RACING FINLAND	LN	

Timekeeper

Race Director

IAME Warrior Final 2024: Zuera (ESP) 26/11 - 06/12/2024






















Page 2 / 3

IAME Karting

Apex Timing GoRacing



## X30 JUNIOR Entry List (105 Drivers)

No.	Driver	D. Nat	Competitor	Equipment	Gender
91	BONHOMME Lucas		DREAM RACING	KOSMIC	
92	GUYONNET Vivien		SG DRIVERS	REDSPEED	
93	KREEFT Didier		MEN	KR	
95	VARGAS Gustavo		ECK MOTORSPORT	TONY KART	
96	VAN SCHEIJNDEL Bink		FALCON	FALCON	
97	SAKALA Otto		FORCE RACING FINLAND	LN	
98	PATEL Maayan		CROC PROMOTION	CROC PROMOTION	
99	ENGLISH Jamie		BRENNAN TECH	TONYKART	
100	PERUCCIO Matteo		TBKART RACING TEAM SRL	TBKART	
101	ALANKO Kimi		FORCE RACING FINLAND	KOSMIC	
102	KAMAL Rafael		ZANCHI MOTORSPORT	TONY KART	
103	JOHNSTON Evan		DMS	KR	
104	REIJS Felipe		FUSION	KR	
105	BAUTISTA DELICH Jose		CLUBKALIKART	KALIKART	
106	HELDER Jorn		FUSION MOTORSPORT	OTK	
127	MULDER Juste		CROC PROMOTION	CROC PROMOTION	
128	DEL PORTILLO HUMANES Jaime		GM FUEL	CRG	
129	SILKUNAITA Vanessa		VDK RACING	KR	
130	WOODWARD Ethan		BRIAN WOODWARD	TBC	
131	EL BOUZAKHI Mohamed		Barbier Racing	TBC	
199	DE DONCKER Arthur		RSD RACING	KOSMIC	

Timekeeper

Race Director

IAME Warrior Final 2024: Zuera (ESP) 26/11 - 06/12/2024

Page 3 / 3

IAME Karting

Apex Timing GoRacing 